BUILDING INSTALLATIONS



Device installation trunking and poles

OBO BETTERMANN



Building Connections

Digitalisation, the Energiewende (energy transition), mobility – the future is gathering speed. At OBO Bettermann, we're proud to be a driving force. And as a facilitator, we make connections. Today, we are already developing the innovative electrical infrastructure systems and solutions of tomorrow. Reliably, flexibly, sustainably.

Already today, OBO is one of the leading manufacturers of installation systems for the electrical infrastructure in buildings and plants. When it comes to the friction-free flow of power, energy and data, engineers and tradespeople worldwide rely on the comprehensive range from OBO.





OBO applies its slogan "Building Connections" to around 30,000 high-quality branded electrical products and services, which are used in application solutions for projects in industry, business and infrastructure.

OBO operates a global network and employs more than 4,200 people in more than 60 countries. The headquarters of the family company, which was founded in 1911, is located in Menden, Germany. In addition, more than 40 subsidiaries are present in markets on all continents.



Improved structure, sharpened profile



Each of our products carries a benefit which only the OBO brand can offer. Products are developed, manufactured and tested with a high level of competence – from the idea through to the final check. From flawless logistics through to practical information – we can provide support at every level. We can offer additional security through certificates on the conformity of our products with the most important standards and directives. In a nutshell – OBO helps you more. In every location and in every phase of a project.

To maintain this, we continually challenge ourselves. Not as an end in itself but for the better processing of each customer's requests – fast, reliably and future-oriented. That is the reason we have not only established our three central application areas, but also reworked our catalogue structure. In this way, we can display our service offers more clearly, highlight the product benefits more effectively and illustrate the respective application areas more tangibly.

OBO Product Worlds



Industrial installations

- Cable support systems
- Connection and routing systems
- Fastening material



Building installations

- Cable routing systems
- Device installation ducts, trunking and poles
- Floor installation systems and underfloor applications
- Installation systems



Safety and protection installations

- Surge protection
- External lightning protection
- Equipotential bonding and earthing
- Insulation and cable bandages
- Fire-tested support and routing systems
- Fire protection ducts



It's your choice – from now on there's a catalogue for each OBO product category. Simply select the catalogues and order together with a collection case.

Always at your service

If you have questions about products, installation or planning – OBO staff offer exceptionally competent support at each and every phase of your project. So that you are always on the safe side.

- Product and system information, digitally or printed
- Selection and planning aids on the web, as a CAD application or in printed form, as well as in the myOBO app
- 2D and 3D product data for planning
- Field service and branch offices in 60 countries
- Engineering services for major projects

Our Customer Service can be contacted on +49 23 73 89 - 17 00

Monday–Thursday	07.30 - 17.00
Friday	07.30 - 15.00

or via e-mail at export@obo.de





OBO Construct: Planning has never been so easy!

OBO Construct is a collection of planning tools that were developed especially for electrical installation engineers and planners. This platform offers support in product configuration and a selection aid for the matching systems, and automatically generates a corresponding parts list. With OBO Construct, you can therefore access and edit projects at any time and at any location – via your smartphone, tablet or desktop PC. Versions of the app are available for iOS and Android.

Laden im App Store

JETZT BEI Google Play



OBO Academy: From the basics to the concrete application

The OBO Academy has been offering an extensive further education programme for many years. This programme helps with first-hand information and expertise, giving you that essential head start in terms of in-depth knowledge. In our seminars, planner days or online seminars, we provide you with current developments, trends, norms and regulations – systematically, comprehensively and practically oriented.



Planning virtually, implementing efficiently

When planning and implementing electrical technology, BIM (building information modelling) is becoming increasingly more important. We can now offer our partners the first solution to unlock the full potential of the BIM method for practical applications - giving you more planning efficiency, transparency and cost security with complex projects. Find out about the advantages of BIM@OBO now:

- Intelligent libraries structured according to individual systems
- Available for Revit, as a plug-in and directly via the OBO website
- Simple integration via drag & drop
- Practical display of material lists for ordering directly
- Intuitive user interface



You can find further information at **obo.de/BIM**.
Welcome to the future!



Clear delivery capability

With an approximate storage area of 38,000 m² and five strategically well-located sales warehouses, we ensure that our products arrive at the right place at the right time. Our logistics specialists work hard to ensure all our partners are supplied flexibly and as quickly as possible. This you can rely on!



1 **Sales Warehouse North**
Bad Fallingbostel

2 **Sales Warehouse West**
Iserlohn

3 **Sales Warehouse East**
Delitzsch

4 **Sales Warehouse South-West**
Groß-Rohrheim

5 **Sales Warehouse South**
Dasing



Planning aids	Page 12
Rapid 45-2 device installation trunking, plastic	Page 32
Rapid 45-2 device installation trunking, aluminium	Page 50
Rapid 80 device installation trunking, plastic	Page 74
Rapid 80 device installation trunking, plastic, halogen-free	Page 92
Rapid 80 device installation trunking, sheet steel	Page 102
Rapid 80 device installation trunking, aluminium	Page 176
Accessories, Rapid 80 device installation trunking	Page 206
Service poles	Page 218
Devices, Rapid device installation trunking and service poles	Page 272
Device installation trunking Signa Base, plastic	Page 304
Device installation trunking Signa Style, aluminium	Page 316
Accessories, device installation trunking, Signa Base and Signa Style	Page 332
Signa Base and Signa Style devices	Page 338
Directories	Page 344



Planning aids

Inclusion of the device installation trunking systems and metal service poles in the protective measures	14
Who needs to observe which standards?	16
How can I work out the cable volume?	17
Basic values for the calculation of the cable volume	18
Processing materials with the correct tool	19
Halogen-free cable routing systems	20
Individual special colours	22
Powder coatings for indoor use	23
Plastic materials	24
European classification according to EN 50085-1	27
Chemical resistances of hard PVC	30

Inclusion of the device installation trunking systems and metal service poles in the protective measures



Specifications for safety measures
If there is a fault, touchable metallic parts must not carry voltage. For this reason, it is necessary to carry out appropriate safety measures. These are specified in the currently valid standards. For the creation of device installation trunking systems the standards DIN EN 50085-1 and DIN EN 50085-2-1 apply, for the installation itself the erecter regulations DIN VDE 0100 Part 410 and 540 (safety measure against dangerous shock currents) are applicable.

Different installation types in the European standard
The European standard DIN EN 50085-1 takes different installation types into account, as they are used in different countries within the EU. While only equipotential bonding testing was previously required for installation trunking systems, now the listed component standards also require protective conductor functions. This is because, in some countries, it is possible to route insulated cable in trunking.

All metallic components must be included
DIN EN 50085-1 requires that all the metallic components can be included in the protective measures. The manufacturers must carry out the appropriate tests and document them. OBO installation trunking is also tested and certified by an external testing office – that of the VDE.

Testing the effectiveness by the installation engineers
The erection engineer (installation engineer) must test the effectiveness of the protection measures in accordance with DIN VDE 0100 Part 610 after completion. The tightening torque of the contact screws on the earthing terminals and the proper mounting of the couplings must be ensured.



Continuous protection measures
If the trunking is interrupted at a wall penetration, then continuation of the protective measures is required, as the trunking forms a foreign, conductive part in this case, which spreads through different areas of a building.

With the LKM metallic cable routing trunking, the connection between the cover and base is made without an additional earthing cable. Joint connectors guarantee equipotential bonding between the bases.

Important: Powder-coated metallic covers do not count as mixed construction and are thus not considered as insulating! They should therefore be included in the protection measures. The sheet steel partition is self-contacting. The shielding measure reduces electro-smog and generally achieves improved EMC protection. Protective conductor connections should be created permanently. If there is a change to the system, e.g. for retro-installations, it is important to guarantee the maintenance of the protective functions.

Who needs to observe which standards?





OBO as a manufacturer

Standard	Title	OBO system
DIN EN 50085-1 Device testing directive	Installation trunking systems for electrical installations – Part 1: General requirements.	All systems
DIN EN 50085-2-1	Special requirements for electrical installation trunking systems on walls or ceilings.	WDK, LKM, SKL, GEK-K, GEK-S, GEK-A
DIN EN 50085-2-2	Special requirements for electrical installation systems for underfloor, flushfloor or on-floor mounting.	Underfloor systems
DIN EN 50085-2-3	Special requirements for wiring trunking systems for installation in switchgear cabinets.	Wiring trunking systems
DIN EN 50085-2-4	Special requirements for free-standing installation units.	Service pole systems

The installation engineer as systems engineer

Standard	Title	OBO system
VDE 0100 Part 410	Set-up of electrical systems with rated voltages of up to 1,000 V. Protection against electric shock.	All systems
VDE 0100 Part 520	Set-up of electrical systems with rated voltages of up to 1,000 V. Cables.	All systems
VDE 0100 Part 540	Set-up of electrical systems with rated voltages of up to 1,000 V. Equipotential bonding.	All systems
VDE 0100 Part 610	Set-up of electrical systems with rated voltages of up to 1,000 V. First testing of electrical systems before handover to the operator.	All systems
VDE 0298	Set-up of electrical systems with rated voltages of up to 1,000 V. Insulated cables in heavy current systems.	All systems
DIN EN 50310	Application of equipotential bonding and earthing in buildings with information technology equipment.	All systems

How can I work out the cable volume?



Cable diameter and space required; 1 = diameter in mm, 2 = space required in cm²

An important criterion for the selection of the right trunking size of the underfloor system is the cable volume. As the cables are never packed tightly together or are absolutely parallel, it is not enough to base the volume calculation solely on the cable diameter. A realistic calculation is provided by the formula $(2r)^2$. To simplify your work, we have listed the diameters and space requirements of the most important cable types on this double page. Important: the values are average values, which may vary between manufacturers. Please refer to the manufacturer's specifications for the exact values.

The right choice
The table on the next pages will help you to select the correct trunking size. Besides the usable cross-section of the appropriate trunking, please observe the current DIN/VDE standards for the fill factor and the approved cable heating.

Calculation with the formula $(2r)^2$
The diameter says little about the actual space required by a cable. Calculate: $(2r)^2$. This value reflects the realistic space requirements, including the compartments.

Basic values for the calculation of the cable volume



Insulated power cables

Type	Diameter mm	Usable cross-section cm²
1 x 4	6.5	0.42
1 x 6	7	0.49
1 x 10	8	0.64
1 x 16	9.5	0.9
1 x 25	12.5	1.56
3 x 1.5	8.5	0.72
3 x 2.5	9.5	0.9
3 x 4	11	1.21
4 x 1.5	9	0.81
4 x 2.5	10.5	1.1
4 x 4	12.5	1.56
4 x 6	13.5	1.82
4 x 10	16.5	2.72
4 x 16	19	3.61
4 x 25	23.5	5.52
4 x 35	26	6.76
5 x 1.5	9.5	0.9
5 x 2.5	11	1.21
5 x 4	13.5	1.82
5 x 6	14.5	2.1
5 x 10	18	3.24
5 x 16	21.5	4.62
5 x 25	26	6.76
7 x 1.5	10.5	1.1
7 x 2.5	13	1.69



Insulated power cables

Type	Diameter mm	Usable cross-section cm²
1 x 10	10.5	1.1
1 x 16	11.5	1.32
1 x 25	12.5	1.56
1 x 35	13.5	1.82
1 x 50	15.5	2.4
1 x 70	16.5	2.72
1 x 95	18.5	3.42
1 x 120	20.5	4.2
1 x 150	22.5	5.06
1 x 185	25	6.25
1 x 240	28	7.84
1 x 300	30	9
3 x 1.5	11.5	1.32
3 x 2.5	12.5	1.56
3 x 10	17.5	3.06
3 x 16	19.5	3.8
3 x 50	26	6.76
3 x 70	30	9
3 x 120	36	12.96
4 x 1.5	12.5	1.56
4 x 2.5	13.5	1.82
4 x 6	16.5	2.72
4 x 10	18.5	3.42
4 x 16	21.5	4.62
4 x 25	25.5	6.5
4 x 35	28	7.84
4 x 50	30	9
4 x 70	34	11.56
4 x 95	39	15.21
4 x 120	42	17.64
4 x 150	47	22
4 x 185	52	27
4 x 240	58	33.6
5 x 1.5	13.5	1.82
5 x 2.5	14.5	2.1
5 x 6	18.5	3.42
5 x 10	20.5	4.2
5 x 16	22.5	5.06
5 x 25	27.5	7.56
5 x 35	34	11.56
5 x 50	40	16



Telecommunications cables

Type	Diam-eter mm	Usable cross-section cm²
2 x 2 x 0.6	5	0.25
4 x 2 x 0.6	5.5	0.3
6 x 2 x 0.6	6.5	0.42
10 x 2 x 0.6	7.5	0.56
20 x 2 x 0.6	9	0.81
40 x 2 x 0.6	11	1.12
60 x 2 x 0.6	13	1.69
100 x 2 x 0.6	17	2.89
200 x 2 x 0.6	23	5.29
2 x 2 x 0.8	6	0.36
4 x 2 x 0.8	7	0.49
6 x 2 x 0.8	8.5	0.72
10 x 2 x 0.8	9.5	0.9
20 x 2 x 0.8	13	1.69
40 x 2 x 0.8	16.5	2.72
60 x 2 x 0.8	20	4
100 x 2 x 0.8	25.5	6.5
200 x 2 x 0.8	32	10.24



Coax cable (Standard)

Type	Diameter mm	Usable cross-section cm²
SAT/BK cable	6.8	0.48



IT cables type Cat...

Type	Diameter mm	Usable cross-section cm²
Cat. 5	8	0.64
Cat. 6	8	0.64

Processing materials with the correct tool

Different materials must be processed differently. Chop saws have proved to be very useful when laying device installation trunking. This allows exact cutting.
For trunking made of PVC and PC/ABS:
- Hand saw, fine-tooth (iron saw)
- Piercing saw with iron or plastic saw blade with fine teeth
- Circular saw with plastic saw blade, 350 mm diameter, 80–108 teeth/inch and 2,800 rpm

For ducts and trunking made of sheet steel and aluminium:
- Ribbon saw with saw ribbon for hard metals
- Circular saw with saw blade for hard metals, 350 mm diameter, 80–108 teeth/inch and 2,800 rpm
- Angle grinder with metal separating disc

Thermal expansion coefficient:
- Steel: 14 x 10^{-6} 1/K
- Aluminium: 23.1 x 10^{-6} 1/K
- Hard PVC: 71 x 10^{-6} 1/K

Take the length expansion of the materials into account
Different materials expand differently and this must be taken into account. The expansion of the materials PVC, steel and aluminium can be calculated using the formula below.
$\Delta L = L \cdot \alpha \cdot \Delta T$
L = Length m
α = Thermal expansion co-efficient
ΔT = Temperature change

Examples
At a temperature difference ΔT of 20 °C, the 2,000 mm standard length changes as follows:
- For hard PVC, 2.84 mm
- For steel, 0.56 mm
- For aluminium, 0.924 mm

Perfect interplay for more efficient working
Faster and better installation sequences – this is the aim of both ourselves and the manufacturers of electrical devices. Previously used bolt-firing devices have thus become modern nail guns. With its Pulsa 700E, Spit can offer devices of the highest quality for this area of the electrical industry. Many OBO products can be processed particularly efficiently using the devices. This is proved by tests for mounting cable and device installation trunking, carried out with Spit devices.

Properties of the hard PVC used

Property	Value	DIN
Material designation	PVC-U-E-D-08-04-28	to DIN 7748
Tensile strength	min. 40 N/mm²	to DIN 53 455
Crack expansion	min. 85%	to DIN 53 455
Breakdown voltage	min. 20 KV/mm	to DIN 53 481
Surface resistance	min. 1010 Ohm	to DIN 53 455
Shape heat resistance	min. 75 °C	to DIN 53 400/B
Temperature resistance in the application	max. 65 °C	
Flammability	Level V0	to UL 94

You can find more details in the chapter "Chemical resistance of hard PVC" in the "Additional information" part.

Halogen-free cable routing systems



This is what it's all about:

- If there is a fire, halogen-free materials reduce the amount of toxic smoke gases. They do not create any corrosive substances.
- In many public buildings, insurance companies require halogen-free materials to protect people and property.
- Particularly in public areas, halogen-free OBO cable routing systems are a safe choice.

Low smoke gas production, low corrosion, safe. Halogen-free installation materials belong in any fire protection plan.

Dangerous smoke gases from plastics
Plastics have good insulating properties and can be processed easily. However, during a fire they can create aggressive gases. A danger to people and property.

Heavy smoke creation
Flame-protection agents, based on halogen compounds such as fluorine, iodine, chlorine and bromine, are used to keep the flammability of PVC low. If there is a fire, this safety aspect becomes a dangerous disadvantage: toxic smoke gases, such as carbon dioxide and carbon monoxide, are created. These usually endanger people far faster than flames and heat. For example, in the fire catastrophe at Düsseldorf Airport in 1996 or in the Tauern Tunnel in 1999, considerable quantities of burned plastics contributed to the formation of smoke and hazardous substances. A highly toxic mixture, which can be lethal after just a few breaths.

Protecting existing buildings better
To ensure increased protection of properties in the event of fire and to prevent subsequent fire damage and costs, halogen-free cable routing systems (made of PC/ABS) must be installed in many public buildings. Standard PVC releases corrosive hydrogen chloride gas, which, in conjunction with the moisture of the extinguishing water, produces hydrochloric acid. Hydrochloric acid presents a wealth of risks: On the one hand, it is harmful to health, as it irritates the respiratory passages and, on the other hand, it attacks buildings because it eats its way through metals and, as an electrically conductive substance, can lead to short circuits. This is why all the halogen-free cable routing systems meet the requirements of DIN EN 50085.



OBO halogen-free cable routing systems protect people, the environment and property. All the products are made from high-quality PC/ABS (polycarbonate/acrylonitrile butadiene styrene). This material is one of the self-extinguishing plastics.
For safe cable routing, OBO offers halogen-free WDKH wall and ceiling trunking and Rapid 80 device installation trunking. Both cable routing systems are available in all the standard dimensions. They are easy to mount, and are stable, are produced to a high level of quality and are dimensionally stable.

The safety aspects
- Low smoke creation
- Low toxicity of the smoke gases
- Scarcely any release of corrosive gases
- Perfectly suitable for public areas

Rapid 80 GKH halogen-free
Rapid 80 device installation trunking allows flexible and quick access to energy and data on the wall. It is primarily used in public facilities and offices.

WDKH halogen-free
OBO wall and ceiling trunking ensures safe cable routing. It can be used as wall or ceiling trunking.

Individual special colours



Plastic trunking
The wide range of standard colours and the many possible special colours mean that it is possible to integrate the colour of the cable routing systems into any office landscape. The plastic cable routing trunking and device installation trunking systems are available in the RAL colours pure white (RAL 9010), light grey (RAL 7035), grey (RAL 7030) and cream (RAL 9001) as standard.

Sheet steel and aluminium trunking
The device installation trunking systems and service poles are made of sheet steel or aluminium and are available in the standard colours pure white, light grey and cream. Powder coating means that all the other RAL colours are possible on sheet steel and aluminium trunking. Alternatively to the RAL standard, both NCS and DB colours can be applied on request.

Colour deviations
Material-dependent colour deviations may occur on PVC trunking and fittings. This is caused by the differences in gloss on each individual surface. They only absorb a part of the light. “Silky matt” painted surfaces and “matted” surfaces on moulded parts have different structures and thus different levels of gloss. Absolute evenness is impossible. With a shiny surface, a colour appears lighter (greater reflection) and, with a matt surface, darker (greater absorption). Measurement of the differences is therefore extremely difficult.

Powder coatings for indoor use



Versatile. Attractive. Robust.
Powdered surface coatings offer a wide range of options. They turn a standard product into an individual solution, whose colour and function are matched exactly to your requirements. The colour and structure ensure a decorative exterior, whilst the coating properties offer high resistance to chemicals, very good corrosion protection and the best possible insulation properties.

Basic	Sheet steel or aluminium
Coating	Epoxy powder-coating
Standard colours	RAL 9010, pure white RAL 9001, cream white RAL 7035, light grey RAL 9016, traffic white
Special colours	RAL, NCS and DB colours Metallic colours
Surface structure	Standard structure: Smooth transitions, different variants from fine to coarse
Surface shine level	Standard gloss level: Approx. 22% diverse variants from matt to high-gloss
Variants	Anti-bacterial High resistance to abrasion

Plastic materials

ABS/ ASA	Acrylonitrile butadiene styrene
Temperature resistance:	To about minus 40 °C*, permanently up to 70 °C, briefly up to 85 °C
Resistant to:	Formic acid, citric acid, lactic acid
Unstable with:	Acetone, petrol, benzene, solvents for paints and butyric acid, chlorine, acetic acid, nitric acid.
Conditionally resistant to:	Hydrochloric acid, sulphuric acid.
Risk of stress cracks:	Relatively high, similar to polystyrene.

PA	Polyamide
Temperature resistance:	Permanently up to approx. 90 °C, briefly up to around 130 °C, and to around minus 40 °C*
Resistant to:	Petrol, benzene, diesel oil, acetone, solvents for paints and lacquers, oils and greases
Unstable with:	Bleach, most acids, chlorine.
Risk of stress cracks:	Low in humid conditions; only with some aqueous salt solutions. Highly desiccated parts (high temperature and extremely low air humidity) are highly sensitive to fuels and various solvents.

PA/ GF	Polyamide, fibreglass reinforced
Temperature resistance:	Permanently up to approx. 100–110 °C, briefly up to around 160 °C, and to around minus 40 °C*
Resistant to:	Petrol, benzene, diesel oil, acetone, solvents for paints and lacquers, oils and greases. Slightly susceptible to stress cracking.
Unstable with:	Bleach, most acids, chlorine.
Risk of stress cracks:	Low in humid conditions; only with some aqueous salt solutions. Highly desiccated parts (high temperature and extremely low air humidity) are highly sensitive to fuels and various solvents.

PBPT	Polybutylene terephthalate
Temperature resistance:	Permanently up to approx. 120 °C, briefly up to around 140 °C and to around minus 40 °C*.
Resistant to:	Petrol, diesel oil, most weak acids, oils and greases.
Unstable with:	Strong acids, chlorine, fluorine, bromine vapour, bleach, trichloroethylene, methylene chloride.
Conditionally resistant to:	Acetone, ammonia, benzene.

PE	Polyethylene
Temperature resistance:	Hard types permanently up to approx. 90 °C, briefly up to approx. 105 °C, soft types permanently up to approx. 80 °C, briefly up to approx. 100 °C and to approx. minus 40 °C*.
Resistant to:	Alkalis and inorganic acids.
Unstable with:	Chlorine, hydrocarbons, oxidising acids.
Conditionally resistant to:	Acetone, organic acids, petrol, benzene, diesel oil, most oils.
Risk of stress cracks:	Stress cracks can be caused by, among other things, acetone, various alcohols, formic acid, ethanol, petrol, benzene, butyric acid, acetic acid, formaldehyde, various oils, petroleum, propanol, nitric acid, hydrochloric acid, sulphuric acid, soap solutions, turpentine, trichloroethylene, citric acid.

PP/GF	Polypropylene, fibreglass reinforced
Temperature resistance:	Permanently up to approx. 90 °C, briefly up to around 110 °C, and to around minus 30 °C. Chem. resistance generally as for polyethylene
Resistant to:	Alkalis and inorganic structures
Unstable with:	Chlorine, hydrocarbons, oxidising acids.
Risk of stress cracks:	Low, only with some acids such as chromic acid, hydrofluoric acid and hydrochloric acid, as well as nitrogen oxide.

PC	Polycarbonate
Temperature resistance:	Permanently up to approx. 110 °C (in water 60 °C), briefly up to 125 °C, and to below minus 35 °C*
Resistant to:	Petrol, turpentine, most weak acids.
Unstable with:	Acetone, benzene, chlorine, methylene chloride, most concentrated acids.
Risk of stress cracks:	Relatively low, media which can cause tension cracking include petrol, aromatic hydrocarbons, methanol, butanol, acetone, turpentine.

PC / ABS	Polycarbonate/acrylonitrile butadiene styrene
Temperature resistance:	–30 °C to + 90 °C, briefly up to approx. 105 °C, melting range at approx. 200 °C, thermal decomposition at 300 °C. Material thicknesses of 1.5 mm or more can achieve UL94 V-0. At material thicknesses of 1 mm of more, the glow wire temperature of 960 °C according to IEC 60695-2-12 is achieved.
Resistant to:	Mineral acids, organic acids and aqueous salt solutions
Conditionally resistant to:	Alkalis, hydrocarbons, aromatics and (in trace form) a series of greases and oils.

POM	Polyacetal
Temperature resistance:	Permanently up to approx. 100 °C, briefly up to around 130 °C and to around minus 40 °C*
Resistant to:	Acetone, ether, petrol, weak acetic acid, benzene, heating oil, oils and greases, toluene.
Unstable with:	Methylene chloride, trichloroethylene, hydrochloric acid, nitric acid, sulphuric acid.
Risk of stress cracks:	Low

PP	Polypropylene
Temperature resistance:	Permanently up to approx. 90 °C, briefly up to around 110 °C, and to around minus 30 °C. Chemical resistance generally as for polyethylene.
Resistant to:	Alkalis and inorganic acids.
Unstable with:	Chlorine, hydrocarbons, oxidising acids.
Conditionally resistant to:	Acetone, organic acids, petrol, benzene, diesel oil, most oils.
Risk of stress cracks:	Low, only with some acids such as chromic acid, hydrofluoric acid and hydrochloric acid, as well as nitrogen oxide.

PS	Polystyrene
Temperature resistance:	Because of its relatively high sensitivity to the effects of chemicals, its use is not recommended at temperatures above normal room temperature, about 25 °C. Resistance to cold: to about minus 40 °C*.
Resistant to:	Alkalis, most acids, alcohol.
Unstable with:	Butyric acid, concentrated nitric acid, concentrated acetic acid, acetone, ether, petrol and benzene, solvents for paints and lacquers, chlorine, diesel fuel.
Conditionally resistant to:	Oils and greases.
Risk of stress cracks:	Relatively high. Stress cracks can be caused by, among other things, acetone, ether, petrol, cyclohexane, heptane, methanol, propanol and the softeners of some mixes used in PVC cables.

PVC	Polyvinyl chloride
Temperature resistance:	Permanently up to approx. 65 °C, briefly up to around 75 °C and to around minus 30 °C.
Resistant to:	Weak acids, alkalis, oils and greases, petrol
Unstable with:	Strong acids, benzene, acetone, iodine, toluene, trichloroethylene.
Risk of stress cracks:	Low, only with some solvents such as benzene and acetone.
Material designation according to DIN 7748:	PVC-U-E-D-080-04-28
Tensile strength to DIN 53 455:	Min. 40 N/mm²
Elongation at tear according to DIN 53 455:	Min. 65%
Impact resistance according to DIN 53 481:	Min. 20 KV/mm
Surface resistance according to DIN 5 3 482:	Min. 10 10
Thermoforming resistance according to DIN 53 460/B:	Min. 75 °C
Flammability according to UL 94:	Level V0
Fire behaviour according to EN 13501-1	C-s3,d0

The minus values apply only for parts in the idle condition with no severe impact stress. There is no plastic that is resistant to every chemical. The agents listed are only a small selection. Plastic parts are especially at risk in the presence of chemicals and high temperatures. Stress cracks may occur. If in doubt, please consult us and/or ask for a detailed chemical resistance table. Stress crack formation: Stress cracks may occur if plastic parts under tension are exposed to chemicals at the same time. Parts made of polystyrene and polyethylene are particularly susceptible. Stress cracks may even be caused by agents to which the plastic in question is resistant in the absence of stress. Typical examples of parts under constant stress when used as intended: grip clips, intermediate connectors of cable glands, ribbon clips.

European classification according to EN 50085-1

		WDK cable trunking	WDKH cable trunking	LKM cable trunking	SL skirting trunking	LKV wiring trunking	LKVH wiring trunking	LK4 wiring trunking	Rapid 45-2 GK device installation trunking	Rapid 80 GK device installation trunking	Rapid 80 GKH device installation trunking	SIGNA BASE device installation trunking	Rapid 80 GS device installation trunking	Rapid 45-2 GA device installation trunking	Rapid 80 GA device installation trunking	ISS industrial service pole	ISSMKS media and communication pole
6.1	According to material																
6.2	By impact resistance and application																
6.2.1	Electrical installation trunking systems for impact energy 0.5 J	x							x								
6.2.2	Electrical installation trunking systems for impact energy 1.0 J				x												
6.2.3	Electrical installation trunking systems for impact energy 2.0 J		x									x					
6.2.4	Electrical installation trunking systems for impact energy 5.0 J									x	x						
6.2.5	Electrical installation trunking systems for impact energy 20.0 J			x									x*1	x*1	x	x	x
6.3	By temperature, as stated in Tables 1, 2 and 3																
	Table 1: Minimum storage and transport temperatures +/– 2 °C																
	–45 °C																
	–25 °C		x	x	x		x		x			x	x	x	x	x	
	–15 °C									x	x						x
	–5 °C	x				x		x									
	Table 2: Minimum installation and application temperature +/– 2 °C																
	–25 °C												x		x	x	
	–15 °C								x	x	x			x			
	–5 °C	x	x	x	x							x					
	+5 °C																x
	+15 °C																
	Table 3: Maximum application temperatures +/– 2 °C																
	+60 °C	x			x	x		x	x	x		x	x	x	x	x	x
	+90 °C		x	x			x				x						
	+105 °C																
	+120 °C																
6.4	According to the resistance against fire spread																
6.4.1	Electrical installation trunking systems which permit the spread of fire																
6.4.2	Electrical installation trunking systems which do not permit the spread of fire	x	x	x	x	x	x	x	x	x	x	x	x	x	x	x	x

		WDK cable trunking	WDKH cable trunking	LKM cable trunking	SL skirting trunking	LKV wiring trunking	LKVH wiring trunking	LK4 wiring trunking	Rapid 45-2 GK device installation trunking	Rapid 80 GK device installation trunking	Rapid 80 GKH device installation trunking	SIGNA BASE device installation trunking	Rapid 80 GS device installation trunking	Rapid 45-2 GA device installation trunking	Rapid 80 GA device installation trunking	ISS industrial service pole	ISSMKS media and communication pole
6.5	According to the electrical conductivity																
6.5.1	Electrical installation trunking system with electrical conductivity			x									x	x	x	x	x
6.5.2	Electrical installation trunking system without electrical conductivity	x	x		x	x	x	x	x	x	x	x					
6.6	According to the electrical insulation property																
6.6.1	Electrical installation trunking system without electrical insulation property			x									x	x	x	x	x
6.6.2	Electrical installation trunking system with electrical insulation property	x	x		x	x	x	x	x	x	x	x					
6.7	Protection ratings offered by the housing or enclosure according to EN 60529:1991																
6.7.1	According to protection against ingress of solid foreign bodies	IP30	IP30	IP30/ IK10	IP40/ IK06				IP40	IP30	IP30	IP40/ IK07	IP30	IP40*2	IP30	IP30	IP20
6.7.2	According to protection against ingress of water																
6.7.3	According to protection against contact with dangerous parts																
6.8	According to protection against corrosive or contaminating substances																
	With low external and internal protection																
	With medium external and internal protection			x									x	x	x		x
	With high external and internal protection															x	
	With medium external and low internal protection																
	With high external and low internal protection																
	With high external and medium internal protection																
6.9	According to the fastening type of the system cover																
6.9.1	Open the trunking cover of the electrical installation trunking system without tools	x	x	x		x	x	x									
6.9.2	Only open the trunking cover of the electrical installation trunking system with tools				x				x	x	x	x	x	x	x	x	x

		WDK cable trunking	WDKH cable trunking	LKM cable trunking	SL skirting trunking	LKV wiring trunking	LKVH wiring trunking	LK4 wiring trunking	Rapid 45-2 GK device installation trunking	Rapid 80 GK device installation trunking	Rapid 80 GKH device installation trunking	SIGNA BASE device installation trunking	Rapid 80 GS device installation trunking	Rapid 45-2 GA device installation trunking	Rapid 80 GA device installation trunking	ISS industrial service pole	ISSMKS media and communication pole
6.10	According to the electrical protection separation																
6.10.1	Electrical installation trunking system without internal protection separation element	x		x	x	x	x	x				x	x		x	x	
6.10.2	Electrical installation trunking system with an internal protection separation element		x						x	x	x			x			x
6,101	Intended mounting position																
6.101.3	According to the type of floor care. Service poles for dry floor care															x	
6.101.3.1	Flush-mounted/surface-mounted electrical installation trunking on the wall	x	x	x					x	x	x	x	x	x	x		
6.101.3.2	Flush-mounted/surface-mounted electrical installation trunking on the ceiling	x	x	x					x	x	x	x	x	x	x		
6.101.3.3	Electrical installation trunking on the wall and supported by the floor				x							x					x
6.101.3.4	Electrical installation trunking on the wall and supported by a different horizontal surface than the floor				x							x					
6.101.4	Electrical installation trunking system, mounted at a distance to the wall or ceiling with fastenings								x					x			
6,102	After the protection against contact between liquids, insulated conductors and energised parts in the case of skirting trunking and wet cleaning of the floor																
6.102.1	No data																
6.102.2	Build completely according to the instructions of the manufacturer, which limits the installation position of the electrical installation trunking system																
6.102.3	Build completely according to the instructions of the manufacturer, which allow all the installations of the electrical installation trunking system, but which limits the positions of insulated conductors and energised parts in the electrical installation trunking system.				x												
6.102.4	Build to the instructions of the manufacturer, which allow all the installations of the electrical installation trunking system and allows the layers of insulated cables and parts carrying voltage in the electrical installation trunking system.																
6,103	According to type																
6.103.1	Type 1 Electrical installation trunking system		x	x													x
6.103.2	Type 2 Electrical installation trunking system (distribution electrical installation trunking system)																
6.103.3	Type 3 Electrical installation trunking system (installation electrical installation trunking system)	x			x	x	x	x	x	x	x	x	x	x	x		

A = very good resistance
B = average resistance
C = not resistant

Medium	Temp. °C	Resistance
1.3-benzole disulphonic acid	20	A
1.3-butadiene	20	A
2.4-chlorobenzoyl chloride	20	A
2-amino-2.2-diphenylacetic acid	20	A
4-chlorine-2-nitroaniline	20	C
4-chlorobenzaldehyde-2-sulphonic acid	20	A
5-amino-2-hydroxybenzoic acid	20	A
Abietic acid	20	A
Acetaldehyde 100%	20	C
Acetaldehyde 40%	20	A
Acetaldehyde 40%	40	B
Acetaldehyde, acetic acid ratio 90:10	20	B
Acetanilide 100%	20	A
Acetates (ammonium-, Na- and others)	50	A
Acetic acid 10%	60	A
Acetic acid 100%	20	A
Acetic acid 100%	60	B
Acetic acid 25%	40	A
Acetic acid 25–70%	40	A
Acetic anhydride	20	C
Acetone	20	C
Acetophenone (methyl phenyl ketone)	20	C
Acetylacetone (2.4-pentanedione)	20	C
Acetylene 100%	20	B
Acetylsalicylic acid	20	A
Adipic acid	20	A
Adipic acid	60	B
Alcoholic drinks	< 40	A
Alizarin 100%	20	A
Alkanoic sulphonic acids	50	A
Allyl alcohol 100%	20	B
Allyl alcohol 100%	60	C
Allyl chloride	20	C
Aminobenzene (p-)	20	A
Aminobenzenesulphonic acid (m-, o-, p-)	20	A
Aminosalicylic acid (p-)	20	A
Ammonia (vapours of all concentrations)	40	A
Ammonia (vapours of all concentrations)	60	B
Ammonia, anhydrous, liquid	< 60	B
Ammonium hydroxide	60	A
Aniline 100%	20	A
Aniline chloride, saturated solution	20	C
Apple juice	60	A
Ascorbic acid	20	A
Aspartic acid	20	A
Beer	60	A
Benzine, containing benzole	20	C
Benzine, free from aromatic hydrocarbons	60	A
Benzoic acid	40	A
Benzoic anhydride	30	A
Benzole	20	C
Benzophenone 100%	20	C
Benzosulphonic acid	60	A
Benzotrichloride	20	C
Benzotrifluoride	20	C
Benzoylbenzoic acid	20	A
Benzyl chloride	20	C
Betene	20	A
Bleaching liquor, 12% active chlorine	40	A
Bleaching liquor, 12% active chlorine	60	B
Blood	40	A
Boiled oil	60	C
Borates (NA-)	20	A
Borax	40	A
Boric acid	20	A
Brewer's wort	20	A
Brine	60	A
Bromates (K-, Na-)	40	A
Bromic acid	20	A
Bromides (K-, Na- and others)	60	A
Bromine water	20	A
Bromine, gaseous, dry	20	A
Bromine, liquid	20	C
Bromobenzene	20	C
Bromochloromethane	20	C
Bromochloropropane	20	C
Bromoform 100%	20	C
Butane, gaseous, 30%	20	A
Butanediol over 60%	40	B
Butanediol over 60%	20	C
Butanediol to 10%	20	A
Butanol	60	A
Buttermilk	20	A
Butyl acetate	20	C
Butyl butyrate	20	C
Butyl chloride	20	C
Butyl glycolate	20	C

A = very good resistance
B = average resistance
C = not resistant

Medium	Temp. °C	Resistance
Butyl phenols	20	C
Butyric acid 100%	20	C
Butyric acid 20%	20	A
Butyric acid 20%	60	C
Carbon dioxide	60	A
Carbon disulphide 100%	20	B
Carbon monoxide	60	A
Castor oil	60	A
Chlorates (K-, Na- and others)	20	A
Chlorates (K-, Na- and others)	60	B
Chlorates (K-, Na- and others)	60	A
Chloric acid to 20%	40	A
Chloric acid to 20%	60	B
Chlorides (ammonium-, Na- and others)	20	A
Chlorine cyanide	20	A
Chlorine water (saturated solution)	20	B
Chlorine, gaseous, dry 0.5%	20	A
Chlorine, gaseous, dry 100%	20	B
Chlorine, gaseous, moist 5%	20	B
Chlorine, liquid	20	C
Chloro nitrobenzoic acid	20	A
Chloroacetaldehyde	20	C
Chloroacetic acid	20	A
Chloroacetones	20	C
Chloroacetyl chloride	20	C
Chloroaniline	20	C
Chlorobenzaldehyde	20	C
Chlorobenzene	20	C
Chlorobenzotrifluoride	20	C
Chlorobenzoyl chloride	20	C
Chlorocresole	20	C
Chloroethylbenzene	20	C
Chloroform	20	C
Chloronaphthaline	20	C
Chromates (K-, Na- to 50%)	50	A
Chrome alum	60	A
Chromic acid	30	A
Chromic acid to 50%	40	A
Citrates (ammonium-, Na)	20	A
Citric acid	20	A
Citric acid	60	B
Cresol	20	C
Cumene	20	C
Cyanamide	20	A
Cyanides (K-, Na- to 50%)	60	A
Cyanoacetic acid	20	C
Cyclohexanol	20	C
Cyclohexanone	20	C
Developer	40	A
Dextrose	50	A
Dibromomethylene	20	C
Dibutyl oxalate	20	C
Dibutyl phthalate	20	C
Dichloroethylene	20	C
Dichloropropylene	20	C
Dichromates (K-, Na-)	50	C
Diethyl ether	20	C
Diethylamine 100%	20	C
Diethylene glycol	60	C
Dimethyl ether	20	C
Di-n-butyl ether	20	C
Diotyl phthalate	20	C
Dioxan	20	C
Diphenyl	20	C
Diphenylamine	20	C
Ethane	20	A
Ethanol	40	A
Ethanolamine	20	B
Ethyl acetate	20	C
Ethyl acrylate	20	C
Ethyl chloride	20	C
Ethylbenzene	20	C
Ethylene glycol	20	A
Fish oil	20	A
Fixing bath	60	A
Fluorides (ammonium-, K-, Na- and others)	60	A
Fluorine	20	B
Fluorine	60	C
Formaldehyde	60	A
Formamide 100%	20	C
Formates (ammonium- and others)	20	A
Formic acid 100%	20	B
Formic acid 100%	60	C
Formic acid 50%	40	A
Furfural	20	C
Furfuryl alcohol	20	C
Gelatine	60	A

A = very good resistance
B = average resistance
C = not resistant

Medium	Temp. °C	Resistance
Gluconic acid	20	A
Glucose	60	A
Glutamic acid	20	A
Glycerine	60	A
Glycine	40	A
Glycol	60	A
Heptanes	20	A
Hexachloroethane	20	C
Hexacyanoferrates-II (Na-)	40	A
Hexacyanoferrates-III (K-)	40	A
Hexafluorosilicates (ammonium-, K- and others)	60	A
Hexafluorosilicic acid 32%	60	A
Hexamethylenetetramine (urotropine) 40% aqueous solution	60	A
Humic acids	20	A
Hydrazine, diluted solution 100%	20	C
Hydrazine, diluted solution 30%	20	A
Hydrobromic acid to 40%	60	A
Hydrochloric acid to 30%	20	A
Hydrochloric acid to 30%	60	B
Hydrochloric acid to 37%	20	A
Hydrochloric acid to 37%	40	B
Hydrofluoric acid to 40%	40	A
Hydrofluoric acid to 60%	60	B
Hydrogen bromide 100%	20	A
Hydrogen bromide 100%	60	B
Hydrogen chloride (gaseous, dry and moist)	40	A
Hydrogen cyanide	40	A
Hydrogen peroxide to 30%	60	A
Hydrogen peroxide to 90%	20	A
Hydrogen sulphide	60	A
Hydroxides (alkaline-earth metal)	60	A
Hydroxides (K-, Na-)	60	A
Hypochlorites (K-, Na- and others)	60	A
Hypochlorous acid	60	A
Illuminating gas	20	A
Iodates (K-, Na- and others)	60	A
Iodides (K-, Na-)	60	A
Iodine	20	C
Isobutyl phosphate	20	C
Lactic acid 10%	20	A
Lactic acid 10%	60	C
Lactic acid 100%	20	C
Lard	20	A
Linoleic acid	60	A
Linseed oil	60	A
Malic acid	20	A
Methanol 100%	40	A
Methanol 100%	60	B
Methyl bromide	20	C
Methyl chloride	20	C
Methyl methacrylate	20	C
Methylamine	20	B
Methylene dichloride	20	C
Milk	20	A
Mineral oils	60	C
N,N-diethyl aniline	20	C
Naphthalene	20	C
Nitrates (ammonium-, K-, Na- and others)	60	A
Nitric acid 25%	20	A
Nitric acid 25%	60	B
Nitric acid 50%	20	A
Nitric acid 50%	50	B
Nitric acid 95%	20	C
Nitrites (K-, Na- and others)	60	A
Nitrobenzene	20	C
Nitrogen oxide	20	C
Nitroglycerine	20	B
Nitrous acid to 50%	50	A
Nitrous acid to 98%	20	C
Oleic acid	60	A
Oxalates (ammonium-, K-, Na- and others)	60	A
Oxalic acid	40	A
Oxygen	60	A
Ozone 10%	30	A
Ozone 10%	60	B
Palmitic acid	20	A
Paraffin	40	A
Pentyl acetate	20	C
Pentyl alcohol	60	A
Pentyl chloride	20	C
Pentyl laurate	20	C
Perbonate (K-)	60	A
Perchlorate	40	A
Perchloric acid 70%	20	A
Permanganate (K-) 6 to 15%	40	A

A = very good resistance
B = average resistance
C = not resistant

Medium	Temp. °C	Resistance
Permanganate (K-) 6 to 15%	60	B
Permanganate (K-) to 6%	60	A
Peroxymonosulphuric acid (Caro's acid)	20	A
Persulphate (Ammonium-, K-, Na- and others)	40	A
Petroleum	60	A
Phenol 1%	20	A
Phenol 90%	45	B
Phenylhydrazine	20	C
Phenylhydrazine chloride	20	B
Phenylhydrazine chloride	60	C
Phosgene, gaseous	20	A
Phosgene, gaseous	60	B
Phosgene, liquid	20	C
Phosphates (ammonium-, K-, Na- and others)	60	A
Phosphoric acid	40	A
Phosphoric acid	60	B
Phosphorus pentoxide	20	A
Propane	20	A
Propanol	60	A
Pyridine	20	A
Rhodanides (ammonium-, K-, Na- and others)	60	A
Salicylic acid	20	A
Silicates (K-)	20	A
Soap solution	40	A
Stearic acid	60	A
Sulphates (ammonium-, K-, Na- and others)	60	A
Sulphites (ammonium-, K-, Na- and others)	60	A
Sulphur dioxide, gaseous, dry and moist 100%	60	A
Sulphuric acid to 40%	20	C
Sulphuric acid to 50%	50	A
Sulphuric acid to 50%	60	A
Sulphuric acid to 80%	40	C
Sulphuric acid to 80%	60	B
Sulphuric acid to 96%	20	A
Sulphuric acid to 96%	60	B
Sulphuric acid, fuming (10% oleum)	20	C
Sulphurous acid	60	A
Tallow	60	A
Tan bark	20	A
Tar, free from aromatic hydrocarbons	20	A
Tartaric acid	60	A
Tetraethyl lead	60	A
Tetrafluoroboric acid	20	A
Tetrahydrofuran	20	C
Thickness	60	A
Toluene	20	A
Transformer oil	60	A
Trichloroethylene	20	C
Turpentine	20	A
Urea	60	C
Vegetable oils	40	A
Vinyl acetate	20	C
Viscose spinning solutions	60	A
Water	40	A
Water	60	B
Wine	40	A
Wine vinegar	50	A
Wood tar	20	C
Xylenes	20	C



Rapid 45-2 device installation trunking, plastic


Plastic device installation trunking, trunking width 100 mm 32


Plastic device installation trunking, trunking width 130 mm 42


Plastic device installation trunking, trunking width 165 mm 46

System description



The new Rapid 45 generation unites a symmetrical design, homogeneous colour quality and technical flexibility in a single system. Innovative fittings allow practical wall installation in administrative buildings, commercial areas and in industry. In four dimensions, the Rapid 45-2 device installation trunking offers a wide range of applications.

Rapid 45-2 combines straightforward design and the highest quality with perfect handling in termination and processing. Accessory parts, such as end pieces or variable fittings, fit both the plastic and also the aluminium trunking.

Installation principle

Rapid 45-2 device installation trunking, plastic



1	Device installation trunking	11	T piece adapter on WDK
2	Trunking connector and joint cover	12	End piece
3	Joint cover	13	Partition
4	External corner		
5	External corner cover		
6	Flat angle		
7	Flat angle cover		
8	Internal corner		
9	Internal corner cover		
10	T piece adapter		

Mounting aid



Office application area
The many practical fittings permit easy integration of the Rapid 45-2 device installation trunking system into any office situation. Switches, sockets and data technology are simply clicked into place.



Cut trunking
The Rapid 45-2 PVC device installation trunking can be processed using a standard coping saw, whilst the Rapid 45-2 aluminium trunking should be cut with an electrical circular or capping saw.



Mounting of trunking
The Rapid 45-2 device installation trunking can be mounted quickly on the wall, for example, using knock-in anchors.



Mounting of variable fittings
The variable fittings allow an attractive cover, even for corners which are not at a right angle. Fixing takes place in the cover contour.



Mounting of fixed fittings
The fixed fittings are integrated in the trunking base installation.



Mounting of joint connectors
The joint connectors can be separated from their stalk and serve both as a joint connector and a joint cover to conceal cut edges.



Mounting of joint cover
The joint cover is attached to the trunking bases. This provides an optically attractive connection for the trunking bases.



Mounting of joint connectors
In this way, the joint connectors can be used for both PVC trunking and aluminium trunking.



Mounting of end piece
The end piece is attached to the C profile rail on the trunking base. A spring attached to the end piece locks it securely in place.



Installation of socket
The cables are connected to the socket.



Mounting of socket
The socket is pushed into the Rapid 45-2 device installation trunking without additional aids.



Mounting of socket
The module socket locks into the cover contour.



Installation complete
The flexibility ensures clean and quick installation.



Earthing of aluminium Rapid 45
The cover for the aluminium trunking system consists of a PVC base profile and an aluminium screen and thus need not be connected conductively to the trunking base.



Mounting of T piece adapter
Easy-to-mount hood fittings are available for creating rising and falling T pieces.

Trunking height 53 mm, trunking width 100 mm

Device installation trunking Rapid 45-2, trunking width 100, trunking height 53

PVC



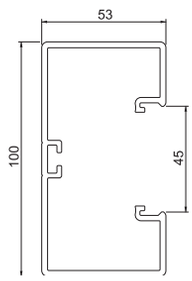

Type	Colour	Length mm	Pack m	Weight kg/100 m	Item no.
GK-53100RW	Pure white	2000	2	130.300	6113000
GK-53100LGR	Light grey	2000	2	130.300	6113002

Trunking base and cover with base perforation for direct wall mounting.

Trunking connector and joint cover

PC / ABS



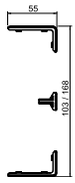

Type	Colour	Pack Piece	Weight kg/100 pc.	Item no.
GK-KS45-1RW	Pure white	6	0.861	6113020
GK-KS45-1LGR	Light grey	6	0.861	6113022

Joint cover for the bases of the Rapid 45-2 device installation trunking to hide cut edges and provide a perfect connection of the trunking segments. The joint covers are attached. Suitable for trunking width 100 mm and 165 mm.

Flat angle, for device installation trunking Rapid 45-2 type GK-53100

PVC



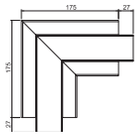

Type	Colour	Pack Piece	Weight kg/100 pc.	Item no.
GK-FS53100RW	Pure white	1	34.600	6113080
GK-FS53100LGR	Light grey	1	34.600	6113082

Flat angle for changing the direction of the Rapid 45-2 device installation trunking.

Flat angle hood, for Rapid 45-2 device installation trunking, type 53100

PC / ABS



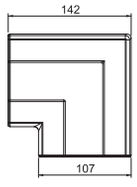

Type	Colour	Pack Piece	Weight kg/100 pc.	Item no.
GK-FH53100RW	Pure white	1	10.911	6113090
GK-FH53100LGR	Light grey	1	10.911	6113092

Flat angle as hood fitting for changing the direction of the Rapid 45-2 device installation trunking.

PVC

Internal corner, for device installation trunking Rapid 45-2 type GK-53100

Type	Colour	Pack Piece	Weight kg/100 pc.	Item no.
GK-IS53100RW	Pure white	1	34.200	**6113060**
GK-IS53100LGR	Light grey	1	34.200	**6113062**

90° internal corner for changing the direction of the Rapid 45-2 device installation trunking.

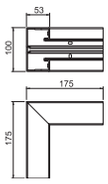



PC / ABS

Internal corner hood, for Rapid 45-2 device installation trunking, type 53100

Type	Colour	Pack Piece	Weight kg/100 pc.	Item no.
GK-IH53100RW	Pure white	1	12.856	**6113070**
GK-IH53100LGR	Light grey	1	12.856	**6113072**

Internal corner for changing the direction of Rapid 45 device installation trunking.

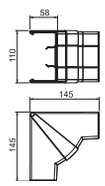

PVC

External corner, for device installation trunking Rapid 45-2 type GK-53100

Type	Colour	Pack Piece	Weight kg/100 pc.	Item no.
GK-AS53100RW	Pure white	1	40.400	**6113040**
GK-AS53100LGR	Light grey	1	40.400	**6113042**

90° fixed external corner for changing the direction of Rapid 45-2 device installation trunking.

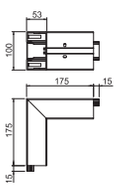

PC / ABS

External corner hood, for Rapid 45-2 device installation trunking, type 53100

Type	Colour	Pack Piece	Weight kg/100 pc.	Item no.
GK-AH53100RW	Pure white	1	7.153	**6113050**
GK-AH53100LGR	Light grey	1	7.153	**6113052**

External corner for changing the direction of Rapid 45-2 device installation trunking. The fittings can be adjusted between 80–110°.

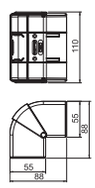



PC / ABS

T piece adapter, for device installation trunking Rapid 45-2 type GK-53100

Type	Colour	Pack Piece	Weight kg/100 pc.	Item no.
GK-TR53100RW	Pure white	1	3.405	**6113100**
GK-TR53100LGR	Light grey	1	3.405	**6113102**

T piece to create a 90° junction of the system size 53100 on the system size 53100.

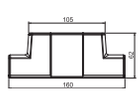

Trunking height 53 mm, trunking width 100 mm

T piece adapter WDK 40060

PC/ABS

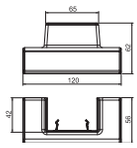

Type	Colour	Pack Piece	Weight kg/100 pc.	Item no.
GK-TA WDK 1RW	Pure white	1	3.002	**6113310**
GK-TA WDK 1LGR	Light grey	1	2.940	**6113312**

T piece adapter to create a 90° junction from the system size Rapid 45-2 53100 and 53165 on a cable trunking WDK40060.

End piece, for Rapid 45-2 device installation trunking, type 53100

PC/ABS



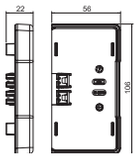

Type	Colour	Pack Piece	Weight kg/100 pc.	Item no.
GK-E53100RW	Pure white	1	2.493	**6113110**
GK-E53100LGR	Light grey	1	2.493	**6113112**

End piece for side closing of the Rapid 45-2 GK and GA 53100 device installation trunking.

Cover, for device installation trunking Rapid 45-2

PVC



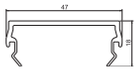

Type	Colour	Length mm	Pack m	Weight kg/100 m	Item no.
GK-OT45RW	Pure white	2000	2	20.550	**6113010**
GK-OT45LGR	Light grey	2000	2	20.550	**6113012**

Trunking cover for closing the Rapid 45-2 device installation trunking.

Joint cover

PC/ABS



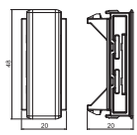

Type	Colour	Pack Piece	Weight kg/100 pc.	Item no.
GK-OTSA45RW	Pure white	6	0.624	**6113030**
GK-OTSA45LGR	Light grey	6	0.624	**6113032**

Joint cover for the cover of the Rapid 45-2 device installation trunking to hide cut edges and provide a tidy connection to installed Modul 45® devices.

Partition GK-TW53

PVC





Type	Length mm	Pack m	Weight kg/100 m	Item no.
GK-TW53	2000	2	28.700	**6113290**

Partition for mounting in Rapid 45-2 GK and GA device installation trunking for installing cables of different voltage levels.

Trunking height 53 mm, trunking width 130 mm

Device installation trunking Rapid 45-2, trunking width 130, trunking height 53

PVC



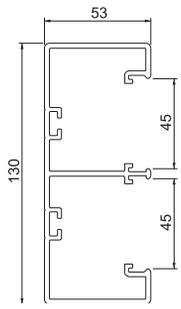

Type	Colour	Length mm	Pack m	Weight kg/100 m	Item no.
GK-53130RW	Pure white	2000	2	174.000	**6113200**
GK-53130LGR	Light grey	2000	2	174.000	**6113202**

Trunking base and cover with base perforation for direct wall mounting.

Trunking connector and joint cover

PC / ABS





Type	Colour	Pack Piece	Weight kg/100 pc.	Item no.
GK-KS45-2RW	Pure white	6	0.707	**6113210**
GK-KS45-2LGR	Light grey	6	0.707	**6113212**

Joint cover for the bases of the Rapid 45 device installation trunking to hide cut edges and provide a perfect connection of the trunking segments. The joint covers are attached. Suitable for trunking width 130 mm.

Flat angle, for device installation trunking Rapid 45-2 type GK-53130

PVC



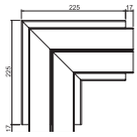

Type	Colour	Pack Piece	Weight kg/100 pc.	Item no.
GK-FS53130RW	Pure white	1	60.200	**6113260**
GK-FS53130LGR	Light grey	1	60.200	**6113262**

Flat angle for changing the direction of the Rapid 45-2 device installation trunking.

Flat angle hood, for Rapid 45-2 device installation trunking, type 53130

PC / ABS



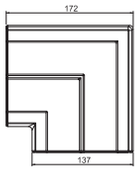

Type	Colour	Pack Piece	Weight kg/100 pc.	Item no.
GK-FH53130RW	Pure white	1	14.754	**6113270**
GK-FH53130LGR	Light grey	1	14.754	**6113272**

Flat angle as hood fitting for changing the direction of the Rapid 45-2 device installation trunking.

PVC

Internal corner, for Rapid 45-2 device installation trunking, type GK-53130

Type	Colour	Pack Piece	Weight kg/100 pc.	Item no.
GK-IS53130RW	Pure white	1	44.400	**6113240**
GK-IS53130LGR	Light grey	1	44.400	**6113242**

90° internal corner for changing the direction of the Rapid 45-2 device installation trunking.

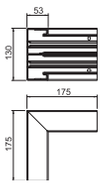



PC / ABS

Internal corner hood, for Rapid 45-2 device installation trunking, type GK-53130

Type	Colour	Pack Piece	Weight kg/100 pc.	Item no.
GK-IH53130RW	Pure white	1	14.730	**6113250**
GK-IH53130LGR	Light grey	1	14.730	**6113252**

Internal corner for changing the direction of Rapid 45 device installation trunking.

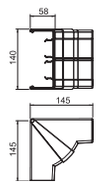

PVC

External corner, for device installation trunking Rapid 45-2 type GK-53130

Type	Colour	Pack Piece	Weight kg/100 pc.	Item no.
GK-AS53130RW	Pure white	1	56.200	**6113220**
GK-AS53130LGR	Light grey	1	56.200	**6113222**

External corner 90° for changing the direction of Rapid 45-2 device installation trunking.

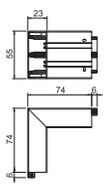

PC / ABS

External corner cover

Type	Colour	Pack Piece	Weight kg/100 pc.	Item no.
GK-AH53130RW	Pure white	1	8.440	**6113230**
GK-AH53130LGR	Light grey	1	8.440	**6113232**

External corner for changing the direction of Rapid 45-2 device installation trunking. The fittings can be adjusted between 80–110°.

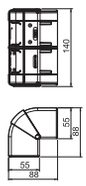



PC / ABS

T piece adapter, for device installation trunking Rapid 45-2 type GK-53130

Type	Colour	Pack Piece	Weight kg/100 pc.	Item no.
GK-TR53130RW	Pure white	1	3.514	**6113300**
GK-TR53130LGR	Light grey	1	3.514	**6113302**

T piece adapter to create a 90° junction of the system size 53130 on the system size 53130.

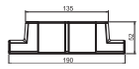

Trunking height 53 mm, trunking width 130 mm

T piece adapter on WDK 40060

PC/ABS

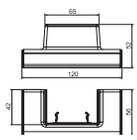

Type	Colour	Pack Piece	Weight kg/100 pc.	Item no.
GK-TA WDK 2RW	Pure white	1	2.717	**6113320**
GK-TA WDK 2LGR	Light grey	1	2.670	**6113322**

T piece adapter to create a 90° junction from the system size Rapid 45-2 53130 to a cable trunking WDK40060.

End piece, for Rapid 45-2 device installation trunking, type 53130

PC/ABS



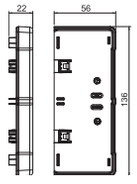

Type	Colour	Pack Piece	Weight kg/100 pc.	Item no.
GK-E53130RW	Pure white	1	2.972	**6113280**
GK-E53130LGR	Light grey	1	2.972	**6113282**

End piece for side closing of the Rapid 45-2 GK and GA 53130 device installation trunking.

Cover, for device installation trunking Rapid 45-2

PVC



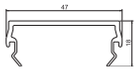

Type	Colour	Length mm	Pack m	Weight kg/100 m	Item no.
GK-OT45RW	Pure white	2000	2	20.550	**6113010**
GK-OT45LGR	Light grey	2000	2	20.550	**6113012**

Trunking cover for closing the Rapid 45-2 device installation trunking.

Joint cover

PC/ABS



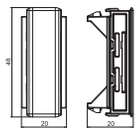

Type	Colour	Pack Piece	Weight kg/100 pc.	Item no.
GK-OTSA45RW	Pure white	6	0.624	**6113030**
GK-OTSA45LGR	Light grey	6	0.624	**6113032**

Joint cover for the cover of the Rapid 45-2 device installation trunking to hide cut edges and provide a tidy connection to installed Modul 45® devices.

Partition GK-TW53

PVC





Type	Length mm	Pack m	Weight kg/100 m	Item no.
GK-TW53	2000	2	28.700	**6113290**

Partition for mounting in Rapid 45-2 GK and GA device installation trunking for installing cables of different voltage levels.

Trunking height 53 mm, trunking width 165 mm

Device installation trunking Rapid 45-2, trunking width 165, trunking height 53

PVC



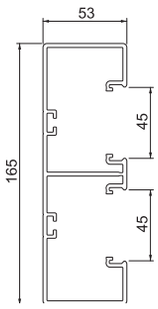

Type	Colour	Length mm	Pack m	Weight kg/100 m	Item no.
GK-53165RW	Pure white	2000	2	216.250	6113400
GK-53165LGR	Light grey	2000	2	216.250	6113402

Trunking base and cover with base perforation for direct wall mounting.

Trunking connector and joint cover

PC / ABS





Type	Colour	Pack Piece	Weight kg/100 pc.	Item no.
GK-KS45-1RW	Pure white	6	0.861	6113020
GK-KS45-1LGR	Light grey	6	0.861	6113022

Joint cover for the bases of the Rapid 45-2 device installation trunking to hide cut edges and provide a perfect connection of the trunking segments. The joint covers are attached. Suitable for trunking width 100 mm and 165 mm.

Flat angle, for device installation trunking Rapid 45-2 type GK-53165

PVC



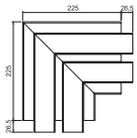

Type	Colour	Pack Piece	Weight kg/100 pc.	Item no.
GK-FS53165RW	Pure white	1	64.500	6113450
GK-FS53165LGR	Light grey	1	64.500	6113452

Flat angle for changing the direction of the Rapid 45-2 device installation trunking.

Flat angle hood, for Rapid 45-2 device installation trunking, type 53165

PC / ABS



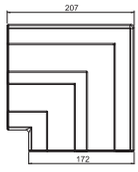

Type	Colour	Pack Piece	Weight kg/100 pc.	Item no.
GK-FH53165RW	Pure white	1	16.300	6113460
GK-FH53165LGR	Light grey	1	16.300	6113462

Flat angle as hood fitting for changing the direction of the Rapid 45-2 device installation trunking.

PVC

Internal corner, for Rapid 45-2 device installation trunking, type GK-53165

Type	Colour	Pack Piece	Weight kg/100 pc.	Item no.
GK-IS53165RW	Pure white	1	54.500	6113430
GK-IS53165LGR	Light grey	1	54.500	6113432

90° internal corner for changing the direction of the Rapid 45-2 device installation trunking.

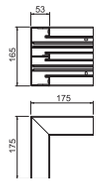



PC / ABS

Internal corner hood, for Rapid 45-2 device installation trunking, type 53165

Type	Colour	Pack Piece	Weight kg/100 pc.	Item no.
GK-IH53165RW	Pure white	1	15.634	6113440
GK-IH53165LGR	Light grey	1	15.634	6113442

Internal corner for changing the direction of Rapid 45 device installation trunking.

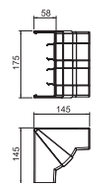



PVC

External corner, for device installation trunking Rapid 45-2 type GK-53165

Type	Colour	Pack Piece	Weight kg/100 pc.	Item no.
GK-AS53165RW	Pure white	1	66.800	6113410
GK-AS53165LGR	Light grey	1	66.800	6113412

External corner 90° for changing the direction of Rapid 45-2 device installation trunking.

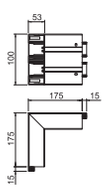

PC / ABS

External corner hood, for Rapid 45-2 device installation trunking, type 53165

Type	Colour	Pack Piece	Weight kg/100 pc.	Item no.
GK-AH53165RW	Pure white	1	9.230	6113420
GK-AH53165LGR	Light grey	1	9.230	6113422

External corner for changing the direction of Rapid 45-2 device installation trunking. The fittings can be adjusted between 80–110°.

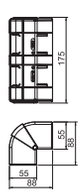



PC / ABS

T piece adapter, for device installation trunking Rapid 45-2 type GK-53165

Type	Colour	Pack Piece	Weight kg/100 pc.	Item no.
GK-TR53165RW	Pure white	1	4.545	6113480
GK-TR53165LGR	Light grey	1	4.515	6113482

T piece adapter to create a 90° junction of the system size 53165 on the system size 53165.

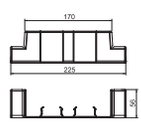

Trunking height 53 mm, trunking width 165 mm

T piece adapter WDK 40060

PC / ABS

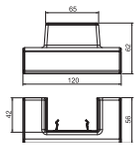

Type	Colour	Pack Piece	Weight kg/100 pc.	Item no.
GK-TA WDK 1RW	Pure white	1	3.002	6113310
GK-TA WDK 1LGR	Light grey	1	2.940	6113312

T piece adapter to create a 90° junction from the system size Rapid 45-2 53100 and 53165 on a cable trunking WDK40060.

End piece, for Rapid 45-2 device installation trunking, type 53165

PC / ABS



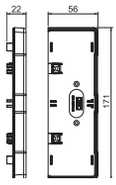

Type	Colour	Pack Piece	Weight kg/100 pc.	Item no.
GK-E53165RW	Pure white	1	3.561	6113470
GK-E53165LGR	Light grey	1	3.561	6113472

End piece for side closing of the Rapid 45-2 GK and GA 53165 device installation trunking.

Cover, for device installation trunking Rapid 45-2

PVC





Type	Colour	Length mm	Pack m	Weight kg/100 m	Item no.
GK-OT45RW	Pure white	2000	2	20.550	6113010
GK-OT45LGR	Light grey	2000	2	20.550	6113012

Trunking cover for closing the Rapid 45-2 device installation trunking.

Joint cover

PC / ABS



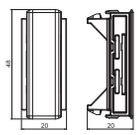

Type	Colour	Pack Piece	Weight kg/100 pc.	Item no.
GK-OTSA45RW	Pure white	6	0.624	6113030
GK-OTSA45LGR	Light grey	6	0.624	6113032

Joint cover for the cover of the Rapid 45-2 device installation trunking to hide cut edges and provide a tidy connection to installed Modul 45® devices.

Partition GK-TW53

PVC



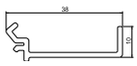

Type	Length mm	Pack m	Weight kg/100 m	Item no.
GK-TW53	2000	2	28.700	6113290

Partition for mounting in Rapid 45-2 GK and GA device installation trunking for installing cables of different voltage levels.



Rapid 45-2 device installation trunking, aluminium


Aluminium device installation trunking, trunking width 100 mm 52


Aluminium device installation trunking, trunking width 130 mm 60


Aluminium device installation trunking, trunking width 165 mm 64


GAD Design device installation trunking 68

System description



The new Rapid 45 generation unites a symmetrical design, homogeneous colour quality and technical flexibility in a single system. Innovative fittings allow practical wall installation in administrative buildings, commercial areas and in industry. In four dimensions, the Rapid 45-2 device installation trunking offers a wide range of applications.

Rapid 45-2 combines straightforward design and the highest quality with perfect handling in termination and processing. Accessory parts, such as end pieces or variable fittings, fit both the plastic and also the aluminium trunking.

Installation principle

Rapid 45-2 device installation trunking, aluminium

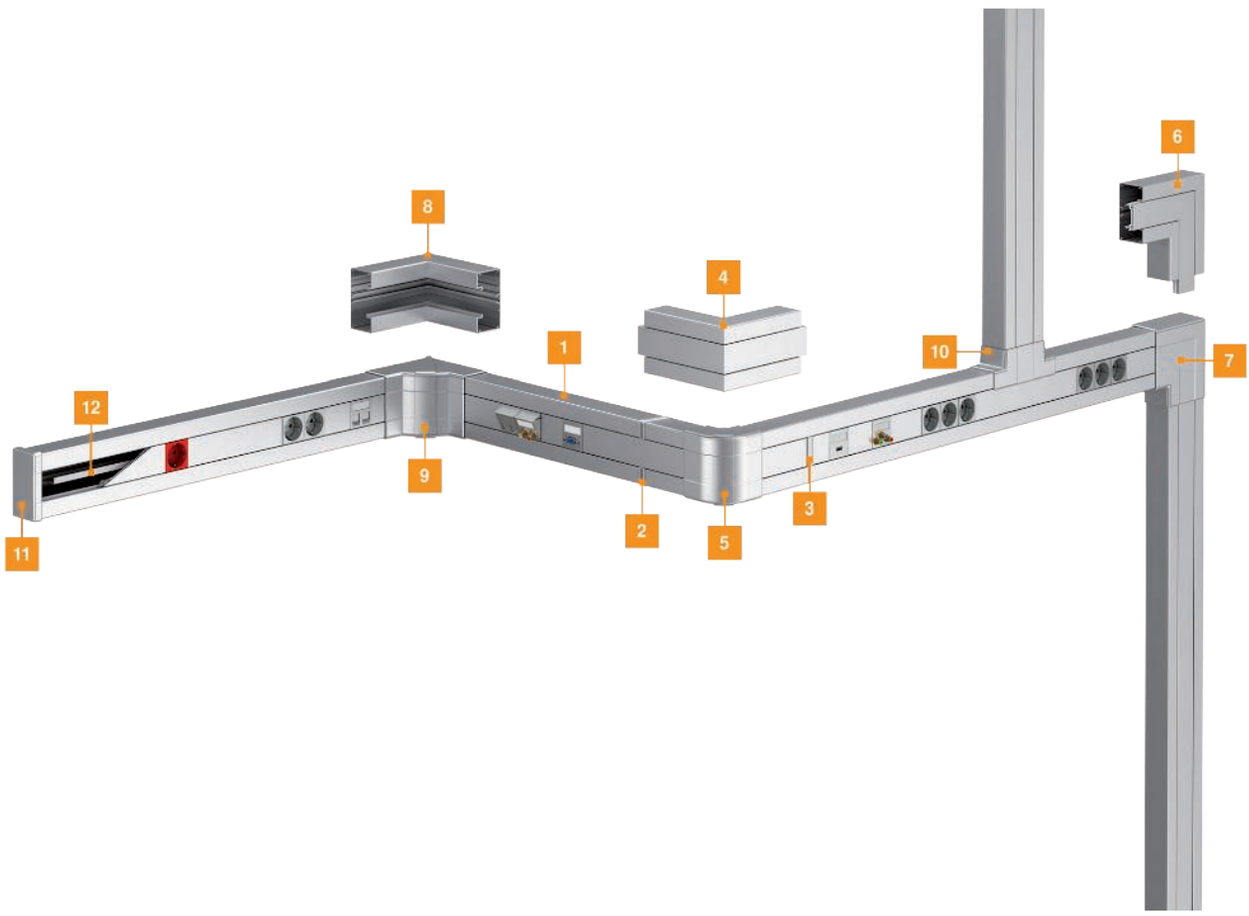

1	Device installation trunking
2	Trunking connector and joint cover
3	Joint cover
4	External corner
5	External corner cover
6	Flat angle
7	Flat angle cover
8	Internal corner
9	Internal corner cover
10	T piece adapter
11	End piece
12	Partition

Mounting aid



Office application area
The many practical fittings permit easy integration of the Rapid 45-2 device installation trunking system into any office situation. Switches, sockets and data technology are simply clicked into place.



Cut trunking
The Rapid 45-2 PVC device installation trunking can be processed using a standard coping saw, whilst the Rapid 45-2 aluminium trunking should be cut with an electrical circular or capping saw.



Mounting of trunking
The Rapid 45-2 device installation trunking can be mounted quickly on the wall, for example, using knock-in anchors.



Mounting of variable fittings
The variable fittings allow an attractive cover, even for corners which are not at a right angle. Fixing takes place in the cover contour.



Mounting of fixed fittings
The fixed fittings are integrated in the trunking base installation.



Mounting of joint connectors
The joint connectors can be separated from their stalk and serve both as a joint connector and a joint cover to conceal cut edges.



Mounting of joint cover
The joint cover is attached to the trunking bases. This provides an optically attractive connection for the trunking bases.



Mounting of joint connectors
In this way, the joint connectors can be used for both PVC trunking and aluminium trunking.



Mounting of end piece
The end piece is attached to the C profile rail on the trunking base. A spring attached to the end piece locks it securely in place.



Installation of socket
The cables are connected to the socket.



Mounting of socket
The socket is pushed into the Rapid 45-2 device installation trunking without additional aids.



Mounting of socket
The module socket locks into the cover contour.



Installation complete
The flexibility ensures clean and quick installation.



Earthing of aluminium Rapid 45
The cover for the aluminium trunking system consists of a PVC base profile and an aluminium screen and thus need not be connected conductively to the trunking base.



Mounting of T piece adapter
Easy-to-mount hood fittings are available for creating rising and falling T pieces.

Trunking height 53 mm, trunking width 100 mm

Device installation trunking Rapid 45-2, trunking width 100, trunking height 53



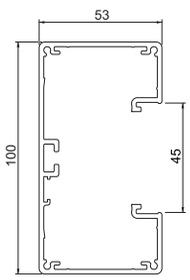

Type	Colour	Surface	Length mm	Pack m	Weight kg/100 m	Item no.
GA-53100EL	–	Anodised	2000	2	223.800	**6112403**
GA-53100RW	Pure white	–	2000	2	223.800	**6112400**

Aluminium device installation trunking complete with bottom and top part. The lower part is without base perforation.

Note:
For anodised device installation trunking and fittings made from aluminium, light colour differences caused by permitted scatter due to the material and process conditions cannot be avoided (according to DIN 17 611). 45 mm devices can be clicked in directly. When using PC/ABS hood fittings, there may be colour differences due to the different materials.

Trunking connector and joint cover



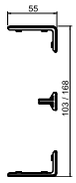

Type	Colour	Pack Piece	Weight kg/100 pc.	Item no.
GK-KS45-1AL	Aluminium	1	0.580	**6113024**
GK-KS45-1RW	Pure white	6	0.861	**6113020**

Joint cover for the bases of the Rapid 45-2 device installation trunking to hide cut edges and provide a perfect connection of the trunking segments. The joint covers are attached. Suitable for trunking width 100 mm and 165 mm.

Flat angle, for device installation trunking Rapid 45-2 type GA-53100



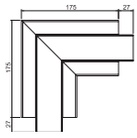

Type	Colour	Surface	Length mm	Pack Piece	Weight kg/100 pc.	Item no.
GA-FS53100EL	–	Anodised	175	1	69.200	**6112443**
GA-FS53100RW	Pure white	–	175	1	69.200	**6112440**

90° aluminium flat angle for direction change of Rapid 45-2 GA... device installation trunking.

Note:
For anodised device installation trunking and fittings made from aluminium, light colour differences caused by permitted scatter due to the material and process conditions cannot be avoided (according to DIN 17 611). 45 mm devices can be clicked in directly. When using PC/ABS hood fittings, there may be colour differences due to the different materials.

Flat angle hood, for Rapid 45-2 device installation trunking, type 53100



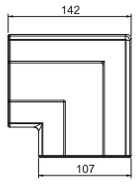

Type	Colour	Pack Piece	Weight kg/100 pc.	Item no.
GK-FH53100AL	Aluminium	1	9.800	**6113094**
GK-FH53100RW	Pure white	1	10.911	**6113090**

Flat angle as hood fitting for changing the direction of the Rapid 45-2 device installation trunking.

Alu EL

Internal corner, for device installation trunking Rapid 45-2 type GA-53100

Type	Colour	Surface	Length mm	Pack Piece	Weight kg/100 pc.	Item no.
GA-IS53100EL	–	Anodised	175	1	69.200	6112433
GA-IS53100RW	Pure white	–	175	1	69.200	6112430

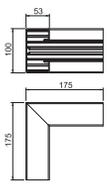



Corner 90° aluminium for changing the direction of device installation trunking Rapid 45-2 GA...

Note:
For anodised device installation trunking and fittings made from aluminium, light colour differences caused by permitted scatter due to the material and process conditions cannot be avoided (according to DIN 17 611). 45 mm devices can be clicked in directly. When using PC/ABS hood fittings, there may be colour differences due to the different materials.

PC/ ABS

Internal corner hood, for Rapid 45-2 device installation trunking, type 53100

Type	Colour	Pack Piece	Weight kg/100 pc.	Item no.
GK-IH53100AL	Aluminium	1	12.000	6113074
GK-IH53100RW	Pure white	1	12.856	6113070

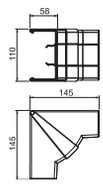



Internal corner for changing the direction of Rapid 45 device installation trunking.

Alu EL

External corner, for device installation trunking Rapid 45-2 type GA-53100

Type	Colour	Surface	Length mm	Pack Piece	Weight kg/100 pc.	Item no.
GA-AS53100EL	–	Anodised	175	1	84.100	6112423
GA-AS53100RW	Pure white	–	175	1	84.100	6112420

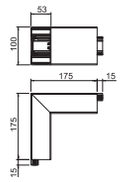



External corner 90° aluminium for changing the direction of device installation trunking Rapid 45-2 GA...

Note:
For anodised device installation trunking and fittings made from aluminium, light colour differences caused by permitted scatter due to the material and process conditions cannot be avoided (according to DIN 17 611). 45 mm devices can be clicked in directly. When using PC/ABS hood fittings, there may be colour differences due to the different materials.

PC/ ABS

External corner hood, for Rapid 45-2 device installation trunking, type 53100

Type	Colour	Pack Piece	Weight kg/100 pc.	Item no.
GK-AH53100AL	Aluminium	1	6.900	6113054
GK-AH53100RW	Pure white	1	7.153	6113050

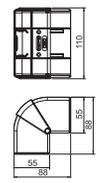



External corner for changing the direction of Rapid 45-2 device installation trunking. The fittings can be adjusted between 80–110°.

Trunking height 53 mm, trunking width 100 mm

T piece adapter, for device installation trunking Rapid 45-2 type GK-53100

PC / ABS



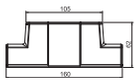

Type	Colour		Pack Piece	Weight kg/100 pc.	Item no.
GK-TR53100AL	Aluminium		1	3.405	**6113104**
GK-TR53100RW	Pure white		1	3.405	**6113100**

T piece to create a 90° junction of the system size 53100 on the system size 53100.

T piece adapter WDK 40060

PC / ABS



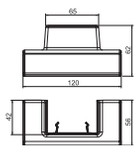

Type	Colour		Pack Piece	Weight kg/100 pc.	Item no.
GK-TA WDK 1AL	Aluminium		1	3.002	**6113314**
GK-TA WDK 1RW	Pure white		1	3.002	**6113310**

T piece adapter to create a 90° junction from the system size Rapid 45-2 53100 and 53165 on a cable trunking WDK40060.

End piece, for Rapid 45-2 device installation trunking, type 53100

PC / ABS



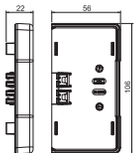

Type	Colour		Pack Piece	Weight kg/100 pc.	Item no.
GK-E53100AL	Aluminium		1	2.200	**6113114**
GK-E53100RW	Pure white		1	2.493	**6113110**

End piece for side closing of the Rapid 45-2 GK and GA 53100 device installation trunking.

Cover, for device installation trunking Rapid 45-2

Alu EL



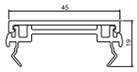

Type	Colour	Surface	Length mm		Pack m	Weight kg/100 m	Item no.
GA-OT45EL	–	Anodised	2000		2	47.450	**6112413**
GA-OT45RW	Pure white	–	2000		2	47.450	**6112410**

Trunking cover for closing the device installation trunking of the Rapid 45-2 GA... series. The 2-piece cover consists of a PVC base profile and an aluminium panel profile.

Note:
For anodised aluminium trunking, covers and fittings, light colour differences caused by permitted scatter due to the material and process conditions cannot be avoided (according to DIN 17 611). 45 mm devices can be clicked in directly. When using PC/ABS hood fittings, there may be colour differences due to the different materials.

Joint cover

PC / ABS



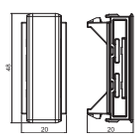

Type	Colour		Pack Piece	Weight kg/100 pc.	Item no.
GK-OTSA45AL	Aluminium		1	0.550	**6113034**
GK-OTSA45RW	Pure white		6	0.624	**6113030**

Joint cover for the cover of the Rapid 45-2 device installation trunking to hide cut edges and provide a tidy connection to installed Modul 45® devices.

PVC

Partition GK-TW53

Type	Length mm	Pack m	Weight kg/100 m	Item no.
GK-TW53	2000	2	28.700	**6113290**

Partition for mounting in Rapid 45-2 GK and GA device installation trunking for installing cables of different voltage levels.





St G

Protective conductor connection bracket

Type	Surface	Pack Piece	Weight kg/100 pc.	Item no.
8AWR	Electrogalvanised	10	0.610	**6288704**

Protective conductor connection bracket to include steel and aluminium device installation trunking, service poles and system components of underfloor duct systems in the protective measure.
Clamping area: 2 x 1.5–4 mm²

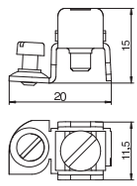



Trunking height 53 mm, trunking width 130 mm

Device installation trunking Rapid 45-2, trunking width 130, trunking height 53

Alu EL



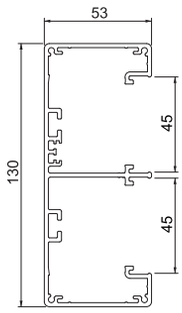

Type	Colour	Surface	Length mm	Pack m	Weight kg/100 m	Item no.
GA-53130EL	–	Anodised	2000	2	326.500	**6112503**
GA-53130RW	Pure white	–	2000	2	326.500	**6112500**

Aluminium device installation trunking complete with bottom and top part. The lower part is without base perforation.

Note:
For anodised device installation trunking and fittings made from aluminium, light colour differences caused by permitted scatter due to the material and process conditions cannot be avoided (according to DIN 17 611). 45 mm devices can be clicked in directly. When using PC/ABS hood fittings, there may be colour differences due to the different materials.

Trunking connector and joint cover

PC/ ABS





Type	Colour	Pack Piece	Weight kg/100 pc.	Item no.
GK-KS45-2AL	Aluminium	1	0.450	**6113214**
GK-KS45-1RW	Pure white	6	0.861	**6113020**

Joint cover for the bases of the Rapid 45 device installation trunking to hide cut edges and provide a perfect connection of the trunking segments. The joint covers are attached. Suitable for trunking width 130 mm.

Flat angle, for device installation trunking Rapid 45-2 type GA-53130

Alu EL



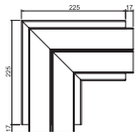

Type	Colour	Surface	Length mm	Pack Piece	Weight kg/100 pc.	Item no.
GA-FS53130EL	–	Anodised	225	1	119.900	**6112533**
GA-FS53130RW	Pure white	–	225	1	119.900	**6112530**

90° aluminium flat angle for direction change of Rapid 45-2 GA... device installation trunking.

Note:
For anodised device installation trunking and fittings made from aluminium, light colour differences caused by permitted scatter due to the material and process conditions cannot be avoided (according to DIN 17 611). 45 mm devices can be clicked in directly. When using PC/ABS hood fittings, there may be colour differences due to the different materials.

Flat angle hood, for Rapid 45-2 device installation trunking, type 53130

PC/ ABS



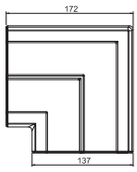

Type	Colour	Pack Piece	Weight kg/100 pc.	Item no.
GK-FH53130AL	Aluminium	1	12.700	**6113274**
GK-FH53130RW	Pure white	1	14.754	**6113270**

Flat angle as hood fitting for changing the direction of the Rapid 45-2 device installation trunking.

Alu EL

Internal corner hood, for Rapid 45-2 device installation trunking, type 53130

Type	Colour	Surface	Length mm	Pack Piece	Weight kg/100 pc.	Item no.
GA-IS53130EL	–	Anodised	175	1	89.200	**6112523**
GA-IS53130RW	Pure white	–	175	1	89.200	**6112520**

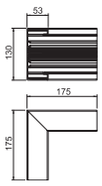



Corner 90° aluminium for changing the direction of device installation trunking Rapid 45-2 GA...

Note:
For anodised device installation trunking and fittings made from aluminium, light colour differences caused by permitted scatter due to the material and process conditions cannot be avoided (according to DIN 17 611). 45 mm devices can be clicked in directly. When using PC/ABS hood fittings, there may be colour differences due to the different materials.

PC/ ABS

Internal corner hood, for Rapid 45-2 device installation trunking, type GK-53130

Type	Colour	Pack Piece	Weight kg/100 pc.	Item no.
GK-IH53130AL	Aluminium	1	13.170	**6113254**
GK-IH53130RW	Pure white	1	14.730	**6113250**

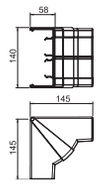



Internal corner for changing the direction of Rapid 45 device installation trunking.

Alu EL

External corner hood, for Rapid 45-2 device installation trunking, type 53130

Type	Colour	Surface	Length mm	Pack Piece	Weight kg/100 pc.	Item no.
GA-AS53130EL	–	Anodised	175	1	117.700	**6112513**
GA-AS53130RW	Pure white	–	175	1	117.700	**6112510**

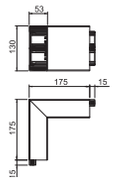



External corner 90° aluminium for changing the direction of device installation trunking Rapid 45-2 GA...

Note:
For anodised device installation trunking and fittings made from aluminium, light colour differences caused by permitted scatter due to the material and process conditions cannot be avoided (according to DIN 17 611). 45 mm devices can be clicked in directly. When using PC/ABS hood fittings, there may be colour differences due to the different materials.

PC/ ABS

External corner cover

Type	Colour	Pack Piece	Weight kg/100 pc.	Item no.
GK-AH53130AL	Aluminium	1	8.000	**6113234**
GK-AH53130RW	Pure white	1	8.440	**6113230**

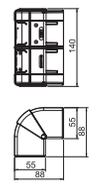



External corner for changing the direction of Rapid 45-2 device installation trunking. The fittings can be adjusted between 80–110°.

Trunking height 53 mm, trunking width 130 mm

T piece adapter, for device installation trunking Rapid 45-2 type GK-53130

PC/ABS



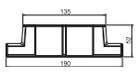

Type	Colour		Pack Piece	Weight kg/100 pc.	Item no.
GK-TR53130AL	Aluminium		1	3.514	**6113304**
GK-TR53130RW	Pure white		1	3.514	**6113300**

T piece adapter to create a 90° junction of the system size 53130 on the system size 53130.

T piece adapter on WDK 40060

PC/ABS



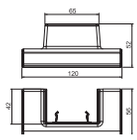

Type	Colour		Pack Piece	Weight kg/100 pc.	Item no.
GK-TA WDK 2AL	Aluminium		1	2.200	**6113324**
GK-TA WDK 2RW	Pure white		1	2.717	**6113320**

T piece adapter to create a 90° junction from the system size Rapid 45-2 53130 to a cable trunking WDK40060.

End piece, for Rapid 45-2 device installation trunking, type 53130

PC/ABS



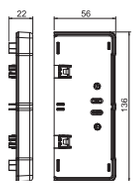

Type	Colour		Pack Piece	Weight kg/100 pc.	Item no.
GK-E53130AL	Aluminium		1	2.700	**6113284**
GK-E53130RW	Pure white		1	2.972	**6113280**

End piece for side closing of the Rapid 45-2 GK and GA 53130 device installation trunking.

Cover, for device installation trunking Rapid 45-2

Alu EL



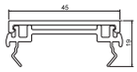

Type	Colour	Surface	Length mm		Pack m	Weight kg/100 m	Item no.
GA-OT45EL	–	Anodised	2000		2	47.450	**6112413**
GA-OT45RW	Pure white	–	2000		2	47.450	**6112410**

Trunking cover for closing the device installation trunking of the Rapid 45-2 GA... series. The 2-piece cover consists of a PVC base profile and an aluminium panel profile.

Note:
For anodised aluminium trunking, covers and fittings, light colour differences caused by permitted scatter due to the material and process conditions cannot be avoided (according to DIN 17 611). 45 mm devices can be clicked in directly. When using PC/ABS hood fittings, there may be colour differences due to the different materials.

Joint cover

PC/ABS



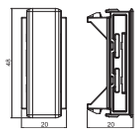

Type	Colour		Pack Piece	Weight kg/100 pc.	Item no.
GK-OTSA45AL	Aluminium		1	0.550	**6113034**
GK-OTSA45RW	Pure white		6	0.624	**6113030**

Joint cover for the cover of the Rapid 45-2 device installation trunking to hide cut edges and provide a tidy connection to installed Modul 45® devices.

PVC

Partition GK-TW53

Type	Length mm	Pack m	Weight kg/100 m	Item no.
GK-TW53	2000	2	28.700	**6113290**

Partition for mounting in Rapid 45-2 GK and GA device installation trunking for installing cables of different voltage levels.





St G

Protective conductor connection bracket

Type	Surface	Pack Piece	Weight kg/100 pc.	Item no.
8AWR	Electrogalvanised	10	0.610	**6288704**

Protective conductor connection bracket to include steel and aluminium device installation trunking, service poles and system components of underfloor duct systems in the protective measure.
Clamping area: 2 x 1.5–4 mm²

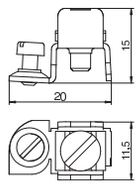



Trunking height 53 mm, trunking width 165 mm

Device installation trunking Rapid 45-2, trunking width 165, trunking height 53

Alu EL



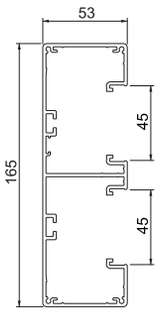

Type	Colour	Surface	Length mm	Pack m	Weight kg/100 m	Item no.
GA-53165EL	–	Anodised	2000	2	370.750	**6112603**
GA-53165RW	Pure white	–	2000	2	370.750	**6112600**

Aluminium device installation trunking complete with bottom and top part. The lower part is without base perforation.

Note:
For anodised device installation trunking and fittings made from aluminium, light colour differences caused by permitted scatter due to the material and process conditions cannot be avoided (according to DIN 17 611). 45 mm devices can be clicked in directly. When using PC/ABS hood fittings, there may be colour differences due to the different materials.

Trunking connector and joint cover

PC/ABS



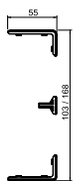

Type	Colour	Pack Piece	Weight kg/100 pc.	Item no.
GK-KS45-1AL	Aluminium	1	0.580	**6113024**
GK-KS45-1RW	Pure white	6	0.861	**6113020**

Joint cover for the bases of the Rapid 45-2 device installation trunking to hide cut edges and provide a perfect connection of the trunking segments. The joint covers are attached. Suitable for trunking width 100 mm and 165 mm.

Flat angle, for device installation trunking Rapid 45-2 type GA-53165

Alu EL



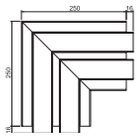

Type	Colour	Surface	Length mm	Pack Piece	Weight kg/100 pc.	Item no.
GA-FS53165EL	–	Anodised	250	1	121.900	**6112633**
GA-FS53165RW	Pure white	–	250	1	121.900	**6112630**

90° aluminium flat angle for direction change of Rapid 45-2 GA... device installation trunking.

Note:
For anodised device installation trunking and fittings made from aluminium, light colour differences caused by permitted scatter due to the material and process conditions cannot be avoided (according to DIN 17 611). 45 mm devices can be clicked in directly. When using PC/ABS hood fittings, there may be colour differences due to the different materials.

Flat angle hood, for Rapid 45-2 device installation trunking, type 53165

PC/ABS



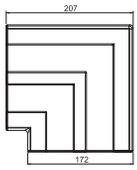

Type	Colour	Pack Piece	Weight kg/100 pc.	Item no.
GK-FH53165AL	Aluminium	1	16.300	**6113464**
GK-FH53165RW	Pure white	1	16.300	**6113460**

Flat angle as hood fitting for changing the direction of the Rapid 45-2 device installation trunking.

Alu EL

Internal corner, for device installation trunking Rapid 45-2 type GA-53165

Type	Colour	Surface	Length mm	Pack Piece	Weight kg/100 pc.	Item no.
GA-IS53165EL	–	Anodised	175	1	100.100	6112623
GA-IS53165RW	Pure white	–	175	1	100.100	6112620

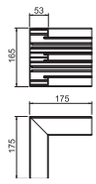



Corner 90° aluminium for changing the direction of device installation trunking Rapid 45-2 GA...

Note:
For anodised device installation trunking and fittings made from aluminium, light colour differences caused by permitted scatter due to the material and process conditions cannot be avoided (according to DIN 17 611). 45 mm devices can be clicked in directly. When using PC/ABS hood fittings, there may be colour differences due to the different materials.

PC/ ABS

Internal corner hood, for Rapid 45-2 device installation trunking, type 53165

Type	Colour	Pack Piece	Weight kg/100 pc.	Item no.
GK-IH53165AL	Aluminium	1	14.660	6113444
GK-IH53165RW	Pure white	1	15.634	6113440

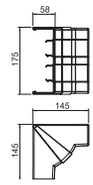



Internal corner for changing the direction of Rapid 45 device installation trunking.

Alu EL

External corner, for device installation trunking Rapid 45-2 type GA-53165

Type	Colour	Surface	Length mm	Pack Piece	Weight kg/100 pc.	Item no.
GA-AS53165EL	–	Anodised	175	1	114.200	6112613
GA-AS53165RW	Pure white	–	175	1	114.200	6112610

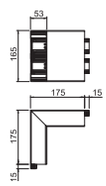



External corner 90° aluminium for changing the direction of device installation trunking Rapid 45-2 GA...

Note:
For anodised device installation trunking and fittings made from aluminium, light colour differences caused by permitted scatter due to the material and process conditions cannot be avoided (according to DIN 17 611). 45 mm devices can be clicked in directly. When using PC/ABS hood fittings, there may be colour differences due to the different materials.

PC/ ABS

External corner hood, for Rapid 45-2 device installation trunking, type 53165

Type	Colour	Pack Piece	Weight kg/100 pc.	Item no.
GK-AH53165AL	Aluminium	1	9.230	6113424
GK-AH53165RW	Pure white	1	9.230	6113420

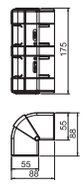



External corner for changing the direction of Rapid 45-2 device installation trunking. The fittings can be adjusted between 80–110°.

Trunking height 53 mm, trunking width 165 mm

T piece adapter, for device installation trunking Rapid 45-2 type GK-53165

PC / ABS



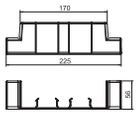

Type	Colour		Pack Piece	Weight kg/100 pc.	Item no.
GK-TR53165AL	Aluminium		1	4.040	**6113484**
GK-TR53165RW	Pure white		1	4.545	**6113480**

T piece adapter to create a 90° junction of the system size 53165 on the system size 53165.

T piece adapter WDK 40060

PC / ABS



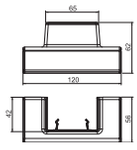

Type	Colour		Pack Piece	Weight kg/100 pc.	Item no.
GK-TA WDK 1AL	Aluminium		1	3.002	**6113314**
GK-TA WDK 1RW	Pure white		1	3.002	**6113310**

T piece adapter to create a 90° junction from the system size Rapid 45-2 53100 and 53165 on a cable trunking WDK40060.

End piece, for Rapid 45-2 device installation trunking, type 53165

PC / ABS



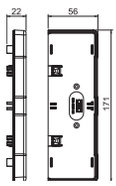

Type	Colour		Pack Piece	Weight kg/100 pc.	Item no.
GK-E53165AL	Aluminium		1	3.240	**6113474**
GK-E53165RW	Pure white		1	3.561	**6113470**

End piece for side closing of the Rapid 45-2 GK and GA 53165 device installation trunking.

Cover, for device installation trunking Rapid 45-2

Alu EL



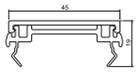

Type	Colour	Surface	Length mm		Pack m	Weight kg/100 m	Item no.
GA-OT45EL	–	Anodised	2000		2	47.450	**6112413**
GA-OT45RW	Pure white	–	2000		2	47.450	**6112410**

Trunking cover for closing the device installation trunking of the Rapid 45-2 GA... series. The 2-piece cover consists of a PVC base profile and an aluminium panel profile.

Note:
For anodised aluminium trunking, covers and fittings, light colour differences caused by permitted scatter due to the material and process conditions cannot be avoided (according to DIN 17 611). 45 mm devices can be clicked in directly. When using PC/ABS hood fittings, there may be colour differences due to the different materials.

Joint cover

PC / ABS



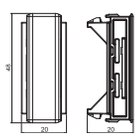

Type	Colour		Pack Piece	Weight kg/100 pc.	Item no.
GK-OTSA45AL	Aluminium		1	0.550	**6113034**
GK-OTSA45RW	Pure white		6	0.624	**6113030**

Joint cover for the cover of the Rapid 45-2 device installation trunking to hide cut edges and provide a tidy connection to installed Modul 45® devices.

PVC

Partition GK-TW53

Type	Length mm	Pack m	Weight kg/100 m	Item no.
GK-TW53	2000	2	28.700	**6113290**

Partition for mounting in Rapid 45-2 GK and GA device installation trunking for installing cables of different voltage levels.





St G

Protective conductor connection bracket

Type	Surface	Pack Piece	Weight kg/100 pc.	Item no.
8AWR	Electrogalvanised	10	0.610	**6288704**

Protective conductor connection bracket to include steel and aluminium device installation trunking, service poles and system components of underfloor duct systems in the protective measure.
Clamping area: 2 x 1.5–4 mm²

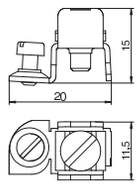



GAD design device installation trunking

GAD design device installation trunking

Alu EL

CE



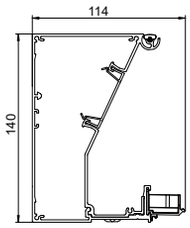

Type	Surface	Length mm	Pack m	Weight kg/100 m	Item no.
GAD UEL	Anodised	2000	2	292.750	**6115775**

Base to create design device installation trunking of the GAD series. 45 mm system opening for acceptance of Modul 45 switch and connection devices and appropriate PVC and aluminium covers of the Rapid 45 series. The trunking base can be completed with trunking covers in the "Swing", "Soft" or "Style" design. The GAD OTA cover adapters are essential and must be planned on the trunking section with a max. spacing of 50 cm. A GAD OTD spacer must be placed between the trunking covers. In the as-delivered state, the 45 mm system is closed off with a black trunking cover.

Swing trunking cover, design trunking

Alu EL

CE



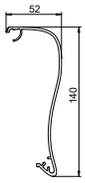

Type	Surface	Length mm	Pack Piece	Weight kg/100 pc.	Item no.
OT GAD Swing EL	Anodised	999	1	126.100	**6115825**

Trunking cover to create a design device installation trunking of the GAD series. "Swing" design version for complete coverage of the system opening and the switching and plug-in devices. The GAD OTA cover adapters are essential and must be planned on the trunking section with a max. spacing of 50 cm. A GAD OTD spacer must be placed between the trunking covers.

Soft trunking cover, design trunking

Alu EL

CE



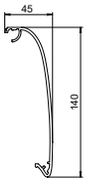

Type	Surface	Length mm	Pack Piece	Weight kg/100 pc.	Item no.
OT GAD Soft EL	Anodised	999	1	124.900	**6115835**

Trunking cover to create a design device installation trunking of the GAD series. "Soft" design version for complete coverage of the system opening and the switching and plug-in devices. The GAD OTA cover adapters are essential and must be planned on the trunking section with a max. spacing of 50 cm. A GAD OTD spacer must be placed between the trunking covers.

Style trunking cover, design trunking

Alu EL

CE



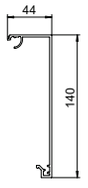

Type	Surface	Length mm	Pack Piece	Weight kg/100 pc.	Item no.
OT GAD Style EL	Anodised	999	1	125.000	**6115845**

Trunking cover to create a design device installation trunking of the GAD series. "Style" design version for complete coverage of the system opening and the switching and plug-in devices. The GAD OTA cover adapters are essential and must be planned on the trunking section with a max. spacing of 50 cm. A GAD OTD spacer must be placed between the trunking covers.

External corner, design trunking

Alu EL

CE



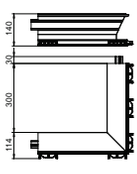

Type	Surface	Length mm	Pack Piece	Weight kg/100 pc.	Item no.
GAD AEL	Anodised	300	1	233.000	**6115789**

External corner base to create a design device installation trunking of the GAD series. 45 mm system opening for acceptance of Modul 45 switch and connection devices and appropriate PVC and aluminium covers of the Rapid 45 series. The fitting can be completed with fitting covers in the "Swing", "Soft" or "Style" design. The GAD OTA cover adapters are essential. A GAD OTD spacer must be placed between the trunking covers.

Alu EL

CE

External corner cover, Swing

Type	Surface	Length mm	Pack Piece	Weight kg/100 pc.	Item no.
OT A Swing EL	Anodised	433	1	105.900	**6115851**

Trunking cover for the external corner of the design device installation trunking of the GAD series. "Swing" design version for complete coverage of the system opening and the switching and plug-in devices.

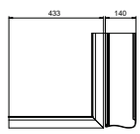



Alu EL

CE

External corner cover, Soft

Type	Surface	Length mm	Pack Piece	Weight kg/100 pc.	Item no.
OT A Soft EL	Anodised	426	1	104.600	**6115855**

Trunking cover for the external corner of the design device installation trunking of the GAD series. "Soft" design version for complete coverage of the system opening and the switching and plug-in devices.

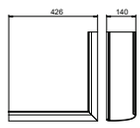



Alu EL

CE

External corner cover, Style

Type	Surface	Length mm	Pack Piece	Weight kg/100 pc.	Item no.
OT A Style EL	Anodised	424	1	104.300	**6115865**

Trunking cover for the external corner of the design device installation trunking of the GAD series. "Style" design version for complete coverage of the system opening and the switching and plug-in devices.

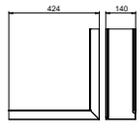



Alu EL

CE

Internal corner, design trunking

Type	Surface	Length mm	Pack Piece	Weight kg/100 pc.	Item no.
GAD IEL	Anodised	300	1	183.000	**6115795**

Internal corner base to create a design device installation trunking of the GAD series. 45 mm system opening for acceptance of Modul 45 switch and connection devices and appropriate PVC and aluminium covers of the Rapid 45 series. The fitting can be completed with fitting covers in the "Swing", "Soft" or "Style" design. The GAD OTA cover adapters are essential. A GAD OTD spacer must be placed between the trunking covers.

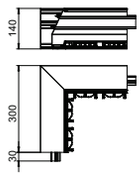



Alu EL

CE

Internal corner cover, Swing

Type	Surface	Length mm	Pack Piece	Weight kg/100 pc.	Item no.
OT I Swing EL	Anodised	218	1	45.500	**6115875**

Trunking cover for the internal corner of the design device installation trunking of the GAD series. "Swing" design version for complete coverage of the system opening and the switching and plug-in devices.

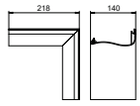



GAD design device installation trunking

Internal corner cover, Soft

Alu EL



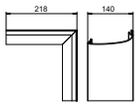

Type	Surface	Length mm	Pack Piece	Weight kg/100 pc.	Item no.
OT I Soft EL	Anodised	218	1	46.200	**6115885**

Trunking cover for the internal corner of the design device installation trunking of the GAD series. "Soft" design version for complete coverage of the system opening and the switching and plug-in devices.

Internal corner cover, Style

Alu EL



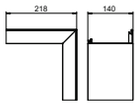

Type	Surface	Length mm	Pack Piece	Weight kg/100 pc.	Item no.
OT I Style EL	Anodised	218	1	45.500	**6115895**

Trunking cover for the internal corner of the design device installation trunking of the GAD series. "Style" design version for complete coverage of the system opening and the switching and plug-in devices.

End piece, Swing, left

Alu EL



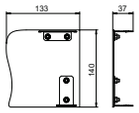

Type	Surface	Length mm	Pack Piece	Weight kg/100 pc.	Item no.
GAD EL Swing EL	Anodised	37	1	16.100	**6115915**

End piece for design device installation trunking of the GAD series. "Swing" design version. The end piece can only be used for closing on the left side.

End piece, Swing, right

Alu EL



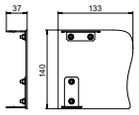

Type	Surface	Length mm	Pack Piece	Weight kg/100 pc.	Item no.
GAD ER Swing EL	Anodised	37	1	16.100	**6115925**

End piece for design device installation trunking of the GAD series. "Swing" design version. The end piece can only be used for closing on the right side.

End piece, Soft, left

Alu EL



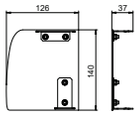

Type	Surface	Length mm	Pack Piece	Weight kg/100 pc.	Item no.
GAD EL Soft EL	Anodised	37	1	15.600	**6115935**

End piece for design device installation trunking of the GAD series. "Soft" design version. The end piece can only be used for closing on the left side.

Alu EL

CE

End piece, Soft, right

Type	Surface	Length mm	Pack Piece	Weight kg/100 pc.	Item no.
GAD ER Soft EL	Anodised	37	1	15.600	**6115945**

End piece for design device installation trunking of the GAD series. "Soft" design version. The end piece can only be used for closing on the right side.

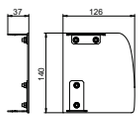



Alu EL

CE

End piece, Style, left

Type	Surface	Length mm	Pack Piece	Weight kg/100 pc.	Item no.
GAD EL Style EL	Anodised	37	1	16.200	**6115955**

End piece for design device installation trunking of the GAD series. "Style" design version. The end piece can only be used for closing on the left side.

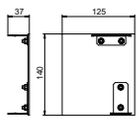



Alu EL

CE

End piece, Style, right

Type	Surface	Length mm	Pack Piece	Weight kg/100 pc.	Item no.
GAD ER Style EL	Anodised	37	1	16.200	**6115965**

End piece for design device installation trunking of the GAD series. "Style" design version. The end piece can only be used for closing on the right side.

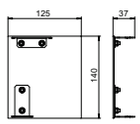



St

CE VDE

Joint connector

Type	Pack Piece	Weight kg/100 pc.	Item no.
GEK-AKU45	10	0.135	**6116752**

Joint connectors as notched pins for direct joint-to-joint connection of the trunking bases without joint cover. Suitable for aluminium device installation trunking of the Rapid 80 and Rapid 45-2 series and GAD design trunking for system use for cable routing and/or with Modul45 connect.

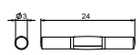



PA

CE

Cover adapter GAD OTA

Type	Colour	Pack Piece	Weight kg/100 pc.	Item no.
GAD OTA	Graphite black	5	0.626	**6115975**

Cover adapter for mounting on trunking bases and fittings of the GAD and Rapid IBIS design device installation trunking series. The cover adapter can be pushed into a guide on the base and is used to accept the trunking cover and keep it at the desired spacing. It is also used for bundled cable exits and can be moved into the lengthwise direction. A maximum spacing of 500 mm between the cover adapters must be maintained.

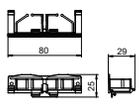



GAD design device installation trunking

Spacer

PA



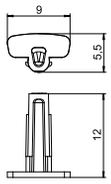

Type	Colour	Pack Piece	Weight kg/100 pc.	Item no.
GAD OTD RW	Pure white	10	0.008	**6115980**
GAD OTD LGR	Light grey	10	0.008	**6115982**
GAD OTD SW	Graphite black	10	0.008	**6115985**

Spacer for insertion between the trunking covers of the GAD design device installation trunking series. The spacer ensures secure maintenance of a minimum spacing between trunking covers.

Stabiliser plate

St



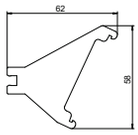

Type	Pack Piece	Weight kg/100 pc.	Item no.
GAD SB	10	2.000	**6115995**

Stabiliser plate for the stabilisation of the system opening of the GAD design device installation trunking series. The panel is placed in the trunking base and supports the acceptance of covers and ensures a secure hold of the devices.

Protective conductor connection bracket

St G



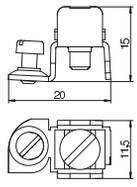

Type	Surface	Pack Piece	Weight kg/100 pc.	Item no.
8AWR	Electrogalvanised	10	0.610	**6288704**

Protective conductor connection bracket to include steel and aluminium device installation trunking, service poles and system components of underfloor duct systems in the protective measure.
Clamping area: 2 x 1.5–4 mm²

Partition for WDK trunking, trunking height 40 mm

PVC



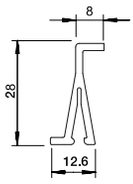

Type	Colour	Length mm	Pack m	Weight kg/100 m	Item no.
2371 40	Light grey	2000	2	13.500	**6023096**

Partition to divide the WDK trunking, with 40 mm trunking height, and various ISS service poles for the installation of different voltage levels.
The partitions are pinned on the connectors in the base.



Rapid 80 device installation trunking, plastic



Plastic device installation trunking, trunking width 110 mm 76



Plastic device installation trunking, trunking width 130 mm 84



Plastic device installation trunking, trunking width 170 mm 88

System description



Rapid 80 is the right choice in any location where there is a lot to install. Functionality and an attractive appearance simply go well together in this device installation trunking. The clear advantage is also its flexibility. The right system is available for every building.

Rapid 80 combines design and function into a single system in a fuss-free and convincing manner. Thanks to the consistent standardisation of system components, the three types of trunking can either be used as individual variants or in combination.

Installation principle

Rapid 80 plastic device installation trunking, plastic



1	Device installation trunking	11	Flat angle cover
2	Coupling	12	Internal corner hood
3	Single accessory mounting box	13	Internal corner
4	Double accessory mounting box	14	T piece
5	Trunking cover	15	End piece
6	External corner cover, variable	16	Partition
7	External corner cover	17	Duct clamp
8	External corner	18	Single accessory mounting box, Modul 45®
9	Flat angle hood		
10	Flat angle		

Mounting aid



GK flexible office installation
The large product range of fittings and installation options allows flexible installation, for which changes and additions are not a problem.



GK coupling mounting
The coupling of the GK device installation trunking is contained in the scope of delivery and is pre-mounted. It is pulled out of the trunking and automatically locks in the correct position. This allows simple mounting of additional trunking sections.



GK/GS/GA coupling mounting
A coupling pair must be ordered separately to connect two trunking bases.



GK/GS/GA coupling mounting
Insert the coupling in the top part of the device installation trunking and push it into the trunking. This automatically locks the coupling and, at the same time, the equipotential bonding is created between the two trunking bases.



GK/GS/GA accessory mounting box mounting
Lock the accessory mounting boxes of series 71GD... into the cover contour. They can be moved lengthwise in the trunking.



Accessory mounting box mounting
All the front-locking accessory mounting boxes of the 71GD... series can simply be inserted into the system opening of the Rapid 80 GK, GS and GA device installation trunking from the front.



Check of locking lugs
Together with vertically aligned convection grids, the connection profile is locked onto the wall brackets before mounting the GEK-S device installation trunking.



Installation of device installation trunking on wall bracket
The accessory mounting boxes must be secured against movement, in accordance with the table. This is done by mounting the covers, which come very close to the accessory mounting boxes.



GK/GS/GA device mounting
Switching and connection devices of all well-known manufacturers can be used. If a particularly large amount of space is required for the use of, for example, data boxes, various mounting supports are available without protective housings.



GK/GS/GA accessory mounting box mounting
The real trunking opening width of 76.5 mm ensures that even switches of a greater external radius do not leave visible openings between the top trunking cover and the series cover.



GK/GS/GA Modul 45® device installation
The Modul 45® accessory mounting box system and the appropriate covers of the S990 series allow space- and time-saving installation in all the device installation trunking systems and service poles.



GS/GA cover earthing
With cut covers, the locking brackets can be installed at a later date as necessary. They must be mounted at a distance of 50 mm from the end of the cover.



GS/GA cover earthing
The self-contacting cover earthing guarantees continuous protection without any additional wiring. The locking brackets are pre-mounted in the cover.



GK/GS/GA duct clamp mounting
Together with the partition, the trunking clamp prevents the cables from falling out and supports the stability of the systems when the upper parts are inserted.



GS mounting of protective conductor connection bracket
The protective conductor connection bracket is turned into the appropriate recesses in the trunking base and fastened using a screwdriver.



GA mounting of protective conductor connection bracket
The protective conductor connection bracket is turned into the appropriate C rail in the trunking base and fastened using a screwdriver.



GK/GS end piece components
The end piece consists of a fastening element and a screen. The screen guides are suitable for each trunking type (symmetrical, asymmetrical or duoduct) as well as left and right end pieces. The pictograms on the screen help to select the appropriate guide.



GK/GS end piece mounting
Place the pre-mounted end piece on the trunking and fix it to the trunking using the two bolts. Then mount the cover.

Trunking height 70 mm, trunking width 110 mm

Device installation trunking Rapid 80, trunking width 110, trunking height 70

PVC



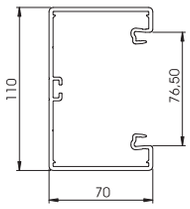

Type	Colour	Length mm	Pack m	Weight kg/100 m	Item no.
GK-70110RW	Pure white	2000	2	132.000	6274300
GK-70110CW	Cream	2000	2	132.000	6274301
GK-70110LGR	Light grey	2000	2	132.000	6274302

GK device installation trunking, made of lead-free PVC, suitable for installing directly on the wall or on wall panels. Fastening takes place using the perforation in the trunking. The GK device installation trunking possesses a C profile on the floor to accept a plastic partition. All the switch programmes with a support ring and support clamp design as well as Modul 45 installation devices can be installed in the accessory mounting boxes of series 71GD.... The system opening is 76.5 mm. On each trunking length, a coupling pair is pre-assembled on one side. The cover must be ordered separately.

Coupling GK-KUP

ABS/ASA



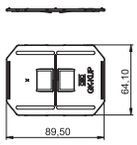

Type	Colour	Pack PU	Weight kg/100 PUs	Item no.
GK-KUP	Light grey	1	2.140	6274650

Coupling as trunking connector for tight connection of the trunking sections. A coupling pair is included and pre-mounted for each stock length.

Accessory mounting box 71GD6, single

PA



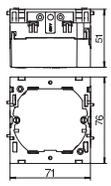

Type	Colour	Pack Piece	Weight kg/100 pc.	Item no.
71GD6	Iron grey	5	5.600	6288610

Front locking accessory mounting box for switch systems, with folding, and also removable, base for time-saving cable connection, with feed openings for cable diameters of up to 14 mm. Halogen-free version.

Accessory mounting box 71GD7-2, double

PA



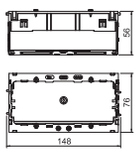

Type	Colour	Pack Piece	Weight kg/100 pc.	Item no.
71GD7-2	Iron grey	2	8.200	6288608

Front locking accessory mounting box for standard switch ranges for the installation of two individual installation devices or a multiple protective contact socket. With unfolding, and also removable, base for time-saving cable connection and with feed openings for cable diameters of up to 14 mm. Halogen-free version.

Vertical fastening track 60 mm.

7ZE strain relief

PA



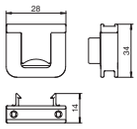

Type	Pack Piece	Weight kg/100 pc.	Item no.
7ZE	50	0.700	6288790

Strain relief with locking clips, suitable for the accessory mounting boxes 7GD... and 71GD... .

Cable clamping range to 14 mm.

PVC

Plastic trunking cover, smooth

Type	Colour	Length mm	Pack m	Weight kg/100 m	Item no.
GK-OTGRW	Pure white	2000	2	27.500	6278680
GK-OTGCW	Cream	2000	2	27.500	6278681
GK-OTGLGR	Light grey	2000	2	27.500	6278682

Smooth trunking cover, for closing device installation trunking with 76.5 mm system opening.





PVC

Plastic trunking cover, fluted

Type	Colour	Length mm	Pack m	Weight kg/100 m	Item no.
GK-OTKRW	Pure white	2000	2	27.000	6278780
GK-OTKCW	Cream	2000	2	27.000	6278781
GK-OTKLGR	Light grey	2000	2	27.000	6278782

Fluted trunking cover, for closing device installation trunking with 76.5 mm system opening.

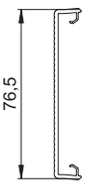



PC / ABS

External corner hood, for Rapid 80 device installation trunking, type GS-70110

Type	Colour	Length mm	Pack Piece	Weight kg/100 pc.	Item no.
GK-AH70110RW	Pure white	130.5	1	15.000	6274210
GK-AH70110CW	Cream	130.5	1	15.000	6274211
GK-AH70110LGR	Light grey	130.5	1	15.000	6274212

External corner cover made of halogen-free PC/ABS for changing the direction of Rapid 80 device installation trunking of the GK, GKH, GS and GA systems. The fittings can be variably adjusted between 80° and 100° and can be used in symmetrical and asymmetrical trunking.

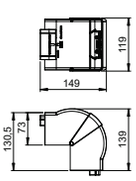



PVC

External corner, for device installation trunking Rapid 80 type GK-70110

Type	Colour	Pack Piece	Weight kg/100 pc.	Item no.
GK-A70110RW	Pure white	1	116.000	6274310
GK-A70110CW	Cream	1	116.000	6274311
GK-A70110LGR	Light grey	1	116.000	6274312

External corner for changing the direction of the GK device installation trunking.
Cover must be ordered separately.

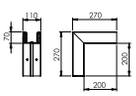



PVC

External corner cover, smooth

Type	Colour	Pack Piece	Weight kg/100 pc.	Item no.
GK-OTGARW	Pure white	1	9.500	6274790
GK-OTGACW	Cream	1	9.500	6274791
GK-OTGALGR	Light grey	1	9.500	6274792

PVC external corner cover, smooth surface.

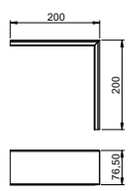



Trunking height 70 mm, trunking width 110 mm

Flat angle cover, for device installation trunking Rapid 80 type 70110

PC / ABS



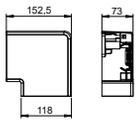

Type	Colour	Length mm	Pack Piece	Weight kg/100 pc.	Item no.
GK-FH70110RW	Pure white	152.5	1	15.100	6274220
GK-FH70110CW	Cream	152.5	1	15.100	6274221
GK-FH70110LGR	Light grey	152.5	1	15.100	6274222

Flat angle cover fitting made of halogen-free PC/ABS for simple creation of a rising or falling 90° change of direction with device installation trunking of the series Rapid 80 GK, GKH, GS and GA. The flat angle cover fitting can be used for symmetrical and asymmetrical trunking types.

Flat angle, for device installation trunking Rapid 80 type GK-70110

PVC



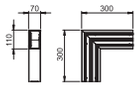

Type	Colour	Pack Piece	Weight kg/100 pc.	Item no.
GK-F70110RW	Pure white	1	78.000	6274320
GK-F70110CW	Cream	1	78.000	6274321
GK-F70110LGR	Light grey	1	78.000	6274322

Flat angle for changing the direction of the GK device installation trunking.

Flat angle cover, smooth

PVC



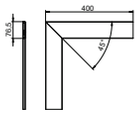

Type	Colour	Pack Piece	Weight kg/100 pc.	Item no.
GK-OTGFRW	Pure white	1	17.000	6274490
GK-OTGFCW	Cream	1	17.000	6274491
GK-OTGFLGR	Light grey	1	17.000	6274492

PVC flat angle cover, smooth surface.

Internal corner hood, for Rapid 80 device installation trunking, type 70110

PC / ABS



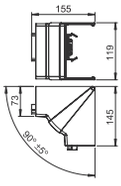

Type	Colour	Pack Piece	Weight kg/100 pc.	Item no.
GK-IH70110RW	Pure white	1	14.200	6274240
GK-IH70110CW	Cream	1	14.200	6274241
GK-IH70110LGR	Light grey	1	14.200	6274282

Internal corner cover made of halogen-free PC/ABS for changing the direction of Rapid 80 device installation trunking of the GK, GKH, GS and GA systems. The fittings can be variably adjusted between 85° and 95° and can be used in symmetrical and asymmetrical trunking.

Internal corner, for device installation trunking Rapid 80 type GK-70110

PVC



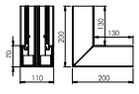

Type	Colour	Pack Piece	Weight kg/100 pc.	Item no.
GK-I70110RW	Pure white	1	100.000	6274340
GK-I70110CW	Cream	1	100.000	6274341
GK-I70110LGR	Light grey	1	100.000	6274342

Internal corner for changing the direction of the GK device installation trunking.

PVC

T piece, for device installation trunking Rapid 80 type GK-70110

Type	Colour	Pack Piece	Weight kg/100 pc.	Item no.
GK-T70110RW	Pure white	1	100.000	**6274360**
GK-T70110CW	Cream	1	100.000	**6274361**
GK-T70110LGR	Light grey	1	100.000	**6274362**

T piece for changing the direction of the GK device installation trunking.

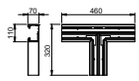



PVC

End piece, for device installation trunking Rapid 80 type GA-70110

Type	Colour	Pack Piece	Weight kg/100 pc.	Item no.
GK-E70110RW	Pure white	1	5.009	**6274370**
GK-E70110CW	Cream	1	5.009	**6274371**
GK-E70110LGR	Light grey	1	5.009	**6274372**

End piece for closing the GK device installation trunking.

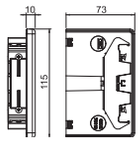



PVC

Partition GK-TW70

Type	Length mm	Pack m	Weight kg/100 m	Item no.
GK-TW70	2000	2	17.400	**6274900**

Partition for mounting in Rapid 80 GK, GA and Rapid IBIS device installation trunking or ISS service poles for installing cables of different voltage levels.

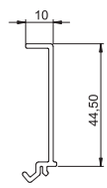



PC / ABS

Duct clamp KL80A

Type	Colour	Pack Piece	Weight kg/100 pc.	Item no.
KL80A	Light grey	20	0.685	**6288640**

Duct clamp for holding cables securely and for fastening the partition in Rapid 80 GK, GS and GA device installation trunking systems as well as in ISS service poles with a 76.5 mm system opening.

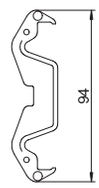



Trunking height 70 mm, trunking width 130 mm

Device installation trunking Rapid 80, trunking width 130, trunking height 70

PVC



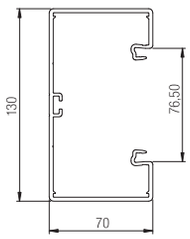

Type	Colour	Length mm	Pack m	Weight kg/100 m	Item no.
GK-70130RW	Pure white	2000	2	152.000	6274500
GK-70130CW	Cream	2000	2	152.000	6274501
GK-70130LGR	Light grey	2000	2	152.000	6274502

GK device installation trunking, made of lead-free PVC, suitable for installing directly on the wall or on wall panels. Fastening takes place using the perforation in the trunking. The GK device installation trunking possesses a C profile on the floor to accept a plastic partition. All the switch programmes with a support ring and support clamp design as well as Modul 45 installation devices can be installed in the accessory mounting boxes of series 71GD.... The system opening is 76.5 mm. On each trunking length, a coupling pair is pre-assembled on one side. The cover must be ordered separately.

Coupling GK-KUP

ABS/ASA



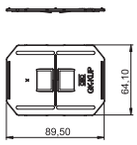

Type	Colour	Pack PU	Weight kg/100 PUs	Item no.
GK-KUP	Light grey	1	2.140	6274650

Coupling as trunking connector for tight connection of the trunking sections. A coupling pair is included and pre-mounted for each stock length.

Accessory mounting box 71GD6, single

PA



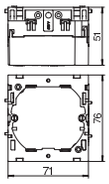

Type	Colour	Pack Piece	Weight kg/100 pc.	Item no.
71GD6	Iron grey	5	5.600	6288610

Front locking accessory mounting box for switch systems, with folding, and also removable, base for time-saving cable connection, with feed openings for cable diameters of up to 14 mm. Halogen-free version.

Accessory mounting box 71GD7-2, double

PA



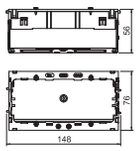

Type	Colour	Pack Piece	Weight kg/100 pc.	Item no.
71GD7-2	Iron grey	2	8.200	6288608

Front locking accessory mounting box for standard switch ranges for the installation of two individual installation devices or a multiple protective contact socket. With unfolding, and also removable, base for time-saving cable connection and with feed openings for cable diameters of up to 14 mm. Halogen-free version.

Vertical fastening track 60 mm.

7ZE strain relief

PA



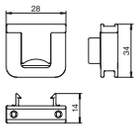

Type	Pack Piece	Weight kg/100 pc.	Item no.
7ZE	50	0.700	6288790

Strain relief with locking clips, suitable for the accessory mounting boxes 7GD... and 71GD... .

Cable clamping range to 14 mm.

PVC

Plastic trunking cover, smooth

Type	Colour	Length mm	Pack m	Weight kg/100 m	Item no.
GK-OTGRW	Pure white	2000	2	27.500	6278680
GK-OTGCW	Cream	2000	2	27.500	6278681
GK-OTGLGR	Light grey	2000	2	27.500	6278682

Smooth trunking cover, for closing device installation trunking with 76.5 mm system opening.





PVC

Plastic trunking cover, fluted

Type	Colour	Length mm	Pack m	Weight kg/100 m	Item no.
GK-OTKRW	Pure white	2000	2	27.000	6278780
GK-OTKCW	Cream	2000	2	27.000	6278781
GK-OTKLGR	Light grey	2000	2	27.000	6278782

Fluted trunking cover, for closing device installation trunking with 76.5 mm system opening.

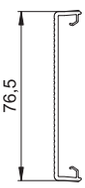



PC / ABS

External corner cover, for device installation trunking Rapid 80 type 70130

Type	Colour	Length mm	Pack Piece	Weight kg/100 pc.	Item no.
GK-AH70130RW	Pure white	130.5	1	18.535	6274410
GK-AH70130CW	Cream	130.5	1	16.100	6274411
GK-AH70130LGR	Light grey	130.5	1	16.100	6274412

External corner cover made of halogen-free PC/ABS for changing the direction of Rapid 80 device installation trunking of the GK, GKH, GS and GA systems. The fittings can be variably adjusted between 80° and 100° and can be used in symmetrical and asymmetrical trunking.

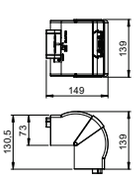



PVC

External corner, for device installation trunking Rapid 80 type GK-70130

Type	Colour	Pack Piece	Weight kg/100 pc.	Item no.
GK-A70130RW	Pure white	1	127.000	6274510
GK-A70130CW	Cream	1	127.000	6274511
GK-A70130LGR	Light grey	1	127.000	6274512

External corner for changing the direction of the GK device installation trunking.
Cover must be ordered separately.

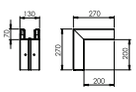



PVC

External corner cover, smooth

Type	Colour	Pack Piece	Weight kg/100 pc.	Item no.
GK-OTGARW	Pure white	1	9.500	6274790
GK-OTGACW	Cream	1	9.500	6274791
GK-OTGALGR	Light grey	1	9.500	6274792

PVC external corner cover, smooth surface.

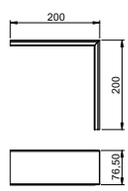



Trunking height 70 mm, trunking width 130 mm

Flat angle cover, for device installation trunking Rapid 80 type 70130

PC/ABS



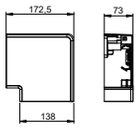

Type	Colour	Length mm	Pack Piece	Weight kg/100 pc.	Item no.
GK-FH70130RW	Pure white	172.5	1	12.461	6274420
GK-FH70130CW	Cream	172.5	1	17.100	6274421
GK-FH70130LGR	Light grey	172.5	1	17.100	6274422

Flat angle cover fitting made of halogen-free PC/ABS for simple creation of a rising or falling 90° change of direction with device installation trunking of the series Rapid 80 GK, GKH, GS and GA. The flat angle cover fitting can be used for symmetrical and asymmetrical trunking types.

Flat angle, for device installation trunking Rapid 80 type GK-70130

PVC



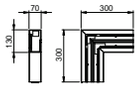

Type	Colour	Pack Piece	Weight kg/100 pc.	Item no.
GK-F70130RW	Pure white	1	83.000	6274520
GK-F70130CW	Cream	1	83.000	6274521
GK-F70130LGR	Light grey	1	83.000	6274522

Flat angle for changing the direction of the GK device installation trunking.

Flat angle cover, smooth

PVC



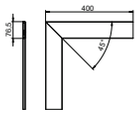

Type	Colour	Pack Piece	Weight kg/100 pc.	Item no.
GK-OTGFRW	Pure white	1	17.000	6274490
GK-OTGFCW	Cream	1	17.000	6274491
GK-OTGFLGR	Light grey	1	17.000	6274492

PVC flat angle cover, smooth surface.

Internal corner cover, for device installation trunking Rapid 80 type 70130

PC/ABS



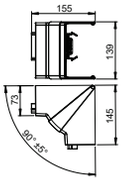

Type	Colour	Pack Piece	Weight kg/100 pc.	Item no.
GK-IH70130RW	Pure white	1	14.900	6274440
GK-IH70130CW	Cream	1	14.900	6274441
GK-IH70130LGR	Light grey	1	14.900	6274442

Internal corner cover made of halogen-free PC/ABS for changing the direction of Rapid 80 device installation trunking of the GK, GKH, GS and GA systems. The fittings can be variably adjusted between 85° and 95° and can be used in symmetrical and asymmetrical trunking.

Internal corner, for device installation trunking Rapid 80 type GK-70130

PVC



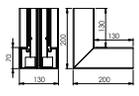

Type	Colour	Pack Piece	Weight kg/100 pc.	Item no.
GK-I70130RW	Pure white	1	110.000	6274540
GK-I70130CW	Cream	1	110.000	6274541
GK-I70130LGR	Light grey	1	110.000	6274542

Internal corner for changing the direction of the GK device installation trunking.

PVC

T piece, for device installation trunking Rapid 80 type GK-70130

Type	Colour	Pack Piece	Weight kg/100 pc.	Item no.
GK-T70130RW	Pure white	1	108.000	**6274560**
GK-T70130CW	Cream	1	108.000	**6274561**
GK-T70130LGR	Light grey	1	108.000	**6274562**

T piece for changing the direction of the GK device installation trunking.

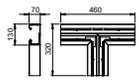



PVC

End piece, for device installation trunking Rapid 80 type 70130

Type	Colour	Pack Piece	Weight kg/100 pc.	Item no.
GK-E70130RW	Pure white	1	5.574	**6274570**
GK-E70130CW	Cream	1	5.621	**6274571**
GK-E70130LGR	Light grey	1	5.621	**6274572**

End piece for closing the GK device installation trunking.

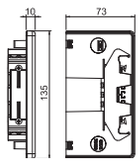



PVC

Partition GK-TW70

Type	Length mm	Pack m	Weight kg/100 m	Item no.
GK-TW70	2000	2	17.400	**6274900**

Partition for mounting in Rapid 80 GK, GA and Rapid IBIS device installation trunking or ISS service poles for installing cables of different voltage levels.

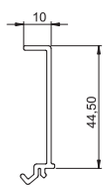



PC / ABS

Duct clamp KL80A

Type	Colour	Pack Piece	Weight kg/100 pc.	Item no.
KL80A	Light grey	20	0.685	**6288640**

Duct clamp for holding cables securely and for fastening the partition in Rapid 80 GK, GS and GA device installation trunking systems as well as in ISS service poles with a 76.5 mm system opening.

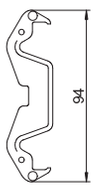



Trunking height 70 mm, trunking width 170 mm

Device installation trunking Rapid 80, trunking width 170, trunking height 70

PVC



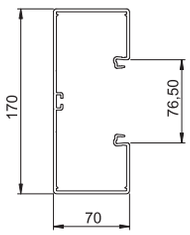

Type	Colour	Length mm	Pack m	Weight kg/100 m	Item no.
GK-70170RW	Pure white	2000	2	180.000	6274700
GK-70170CW	Cream	2000	2	180.000	6274701
GK-70170LGR	Light grey	2000	2	180.000	6274702

GK device installation trunking, made of lead-free PVC, suitable for installing directly on the wall or on wall panels. Fastening takes place using the perforation in the trunking. The GK device installation trunking possesses a C profile on the floor to accept a plastic partition. All the switch programmes with a support ring and support clamp design as well as Modul 45 installation devices can be installed in the accessory mounting boxes of series 71GD.... The system opening is 76.5 mm. On each trunking length, a coupling pair is pre-assembled on one side. The cover must be ordered separately.

Coupling GK-KUP

ABS/ASA



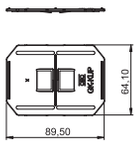

Type	Colour	Pack PU	Weight kg/100 PUs	Item no.
GK-KUP	Light grey	1	2.140	6274650

Coupling as trunking connector for tight connection of the trunking sections. A coupling pair is included and pre-mounted for each stock length.

Accessory mounting box 71GD6, single

PA



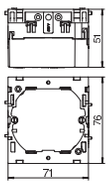

Type	Colour	Pack Piece	Weight kg/100 pc.	Item no.
71GD6	Iron grey	5	5.600	6288610

Front locking accessory mounting box for switch systems, with folding, and also removable, base for time-saving cable connection, with feed openings for cable diameters of up to 14 mm. Halogen-free version.

Accessory mounting box 71GD7-2, double

PA



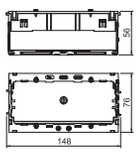

Type	Colour	Pack Piece	Weight kg/100 pc.	Item no.
71GD7-2	Iron grey	2	8.200	6288608

Front locking accessory mounting box for standard switch ranges for the installation of two individual installation devices or a multiple protective contact socket. With unfolding, and also removable, base for time-saving cable connection and with feed openings for cable diameters of up to 14 mm. Halogen-free version.

Vertical fastening track 60 mm.

7ZE strain relief

PA



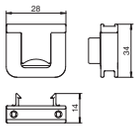

Type	Pack Piece	Weight kg/100 pc.	Item no.
7ZE	50	0.700	6288790

Strain relief with locking clips, suitable for the accessory mounting boxes 7GD... and 71GD... .

PVC

Plastic trunking cover, smooth

Type	Colour	Length mm	Pack m	Weight kg/100 m	Item no.
GK-OTGRW	Pure white	2000	2	27.500	6278680
GK-OTGCW	Cream	2000	2	27.500	6278681
GK-OTGLGR	Light grey	2000	2	27.500	6278682

Smooth trunking cover, for closing device installation trunking with 76.5 mm system opening.





PVC

Plastic trunking cover, fluted

Type	Colour	Length mm	Pack m	Weight kg/100 m	Item no.
GK-OTKRW	Pure white	2000	2	27.000	6278780
GK-OTKCW	Cream	2000	2	27.000	6278781
GK-OTKLGR	Light grey	2000	2	27.000	6278782

Fluted trunking cover, for closing device installation trunking with 76.5 mm system opening.

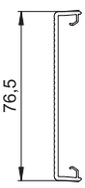



PC / ABS

External corner cover, for device installation trunking Rapid 80 type 70170

Type	Colour	Length mm	Pack Piece	Weight kg/100 pc.	Item no.
GK-AH70170RW	Pure white	130.5	1	20.490	6274610
GK-AH70170CW	Cream	130.5	1	20.490	6274611
GK-AH70170LGR	Light grey	130.5	1	20.490	6274612

External corner cover made of halogen-free PC/ABS for changing the direction of Rapid 80 device installation trunking of the GK, GKH, GS and GA systems. The fittings can be variably adjusted between 80° and 100° and can be used in symmetrical and asymmetrical trunking.

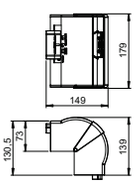



PVC

External corner, for device installation trunking Rapid 80 type GK-70170

Type	Colour	Pack Piece	Weight kg/100 pc.	Item no.
GK-A70170RW	Pure white	1	149.000	6274710
GK-A70170CW	Cream	1	149.000	6274711
GK-A70170LGR	Light grey	1	149.000	6274712

External corner for changing the direction of the GK device installation trunking.
Cover must be ordered separately.

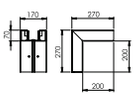



PVC

External corner cover, smooth

Type	Colour	Pack Piece	Weight kg/100 pc.	Item no.
GK-OTGARW	Pure white	1	9.500	6274790
GK-OTGACW	Cream	1	9.500	6274791
GK-OTGALGR	Light grey	1	9.500	6274792

PVC external corner cover, smooth surface.

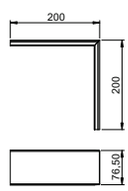



Trunking height 70 mm, trunking width 170 mm

Flat angle cover, for device installation trunking Rapid 80 type 70170

PC/ABS



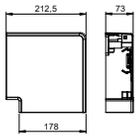

Type	Colour	Length mm	Pack Piece	Weight kg/100 pc.	Item no.
GK-FH70170RW	Pure white	212.5	1	26.150	6274620
GK-FH70170CW	Cream	212.5	1	26.150	6274621
GK-FH70170LGR	Light grey	212.5	1	26.150	6274622

Flat angle cover fitting made of halogen-free PC/ABS for simple creation of a rising or falling 90° change of direction with device installation trunking of the series Rapid 80 GK, GKH, GS and GA. The flat angle cover fitting can be used for symmetrical and asymmetrical trunking types.

Flat angle, for device installation trunking Rapid 80 type GK-70170

PVC



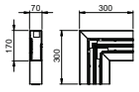

Type	Colour	Pack Piece	Weight kg/100 pc.	Item no.
GK-F70170RW	Pure white	1	91.000	6274720
GK-F70170CW	Cream	1	91.000	6274721
GK-F70170LGR	Light grey	1	91.000	6274722

Flat angle for changing the direction of the GK device installation trunking.

Flat angle cover, smooth

PVC



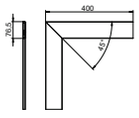

Type	Colour	Pack Piece	Weight kg/100 pc.	Item no.
GK-OTGFRW	Pure white	1	17.000	6274490
GK-OTGFCW	Cream	1	17.000	6274491
GK-OTGFLGR	Light grey	1	17.000	6274492

PVC flat angle cover, smooth surface.

Internal corner cover, for device installation trunking Rapid 80 type 70170

PC/ABS



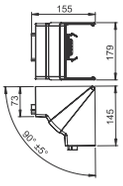

Type	Colour	Pack Piece	Weight kg/100 pc.	Item no.
GK-IH70170RW	Pure white	1	16.300	6274640
GK-IH70170CW	Cream	1	16.300	6274641
GK-IH70170LGR	Light grey	1	16.300	6274642

Internal corner cover made of halogen-free PC/ABS for changing the direction of Rapid 80 device installation trunking of the GK, GKH, GS and GA systems. The fittings can be variably adjusted between 85° and 95° and can be used in symmetrical and asymmetrical trunking.

Internal corner, for device installation trunking Rapid 80 type GK-70170

PVC



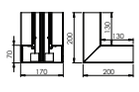

Type	Colour	Pack Piece	Weight kg/100 pc.	Item no.
GK-I70170RW	Pure white	1	130.000	6274740
GK-I70170CW	Cream	1	130.000	6274741
GK-I70170LGR	Light grey	1	130.000	6274742

Internal corner for changing the direction of the GK device installation trunking.

PVC

T piece, for device installation trunking Rapid 80 type GK-70170

Type	Colour	Pack Piece	Weight kg/100 pc.	Item no.
GK-T70170RW	Pure white	1	120.000	6274760
GK-T70170CW	Cream	1	120.000	6274761
GK-T70170LGR	Light grey	1	120.000	6274762

T piece for changing the direction of the GK device installation trunking.

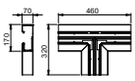



PVC

End piece, for device installation trunking Rapid 80 type 70170

Type	Colour	Pack Piece	Weight kg/100 pc.	Item no.
GK-E70170RW	Pure white	1	6.840	6274770
GK-E70170CW	Cream	1	6.840	6274771
GK-E70170LGR	Light grey	1	6.840	6274772

End piece for closing the GK device installation trunking.

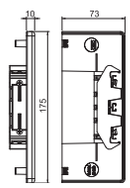



PVC

Partition GK-TW70

Type	Length mm	Pack m	Weight kg/100 m	Item no.
GK-TW70	2000	2	17.400	6274900

Partition for mounting in Rapid 80 GK, GA and Rapid IBIS device installation trunking or ISS service poles for installing cables of different voltage levels.

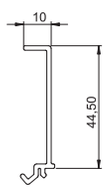



PC / ABS

Duct clamp KL80A

Type	Colour	Pack Piece	Weight kg/100 pc.	Item no.
KL80A	Light grey	20	0.685	6288640

Duct clamp for holding cables securely and for fastening the partition in Rapid 80 GK, GS and GA device installation trunking systems as well as in ISS service poles with a 76.5 mm system opening.

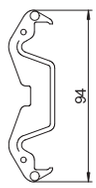





Rapid 80 device installation trunking, plastic, halogen-free



Plastic device installation trunking, halogen-free, trunking width 130 mm 92



Plastic device installation trunking, halogen-free, trunking width 170 mm 98



Trunking height 70 mm, trunking width 130 mm, halogen-free

Device installation trunking Rapid 80, trunking width 130, trunking height 70, halogen-free

PC/ ABS



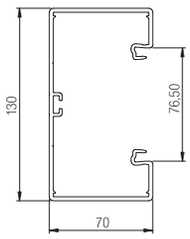

Type	Colour	Length mm	Pack m	Weight kg/100 m	Item no.
GKH-70130RW	Pure white	2000	2	121.000	6114200

GKH device installation trunking made of halogen-free PC/ABS, suitable for direct wall mounting or on wall brackets. Fastening takes place using the perforation in the trunking. The GKH device installation trunking possesses a C profile on the floor to accept a plastic partition. All the switch programmes with a support ring and support clamp design as well as Modul 45 installation devices can be installed in the accessory mounting boxes of series 71GD.... The system opening is 76.5 mm. On each trunking length, a coupling pair is pre-assembled on one side.

The cover must be ordered separately.

Coupling GK-KUP

ABS/ ASA



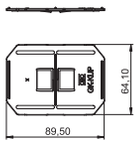

Type	Colour	Pack PU	Weight kg/100 PUs	Item no.
GK-KUP	Light grey	1	2.140	6274650

Coupling as trunking connector for tight connection of the trunking sections. A coupling pair is included and pre-mounted for each stock length.

Accessory mounting box 71GD6, single

PA



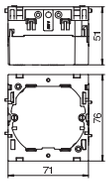

Type	Colour	Pack Piece	Weight kg/100 pc.	Item no.
71GD6	Iron grey	5	5.600	6288610

Front locking accessory mounting box for switch systems, with folding, and also removable, base for time-saving cable connection, with feed openings for cable diameters of up to 14 mm. Halogen-free version.

Accessory mounting box 71GD7-2, double

PA



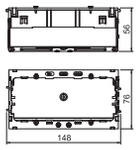

Type	Colour	Pack Piece	Weight kg/100 pc.	Item no.
71GD7-2	Iron grey	2	8.200	6288608

Front locking accessory mounting box for standard switch ranges for the installation of two individual installation devices or a multiple protective contact socket. With unfolding, and also removable, base for time-saving cable connection and with feed openings for cable diameters of up to 14 mm. Halogen-free version.

Vertical fastening track 60 mm.

7ZE strain relief

PA



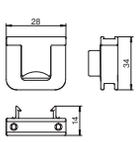

Type	Pack Piece	Weight kg/100 pc.	Item no.
7ZE	50	0.700	6288790

Strain relief with locking clips, suitable for the accessory mounting boxes 7GD... and 71GD... .

PC / ABS

Trunking cover, smooth

Type	Colour	Length mm	Pack m	Weight kg/100 m	Item no.
GKH-OTGRW	Pure white	2000	2	22.000	**6114210**

Smooth trunking cover made of halogen-free PC/ABS, for closing device installation trunking with 80 mm system opening.





PC / ABS

External corner, for device installation trunking Rapid 80 type GKH-70130

Type	Colour	Pack Piece	Weight kg/100 pc.	Item no.
GKH-A70130RW	Pure white	1	100.000	**6114220**

External corner made of halogen-free PC/ABS for changing the direction of the GKH device installation trunking.
Cover must be ordered separately.

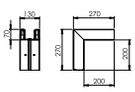



PC / ABS

External corner cover, for device installation trunking Rapid 80 type 70130

Type	Colour	Length mm	Pack Piece	Weight kg/100 pc.	Item no.
GK-AH70130RW	Pure white	130.5	1	18.535	**6274410**

External corner cover made of halogen-free PC/ABS for changing the direction of Rapid 80 device installation trunking of the GK, GKH, GS and GA systems. The fittings can be variably adjusted between 80° and 100° and can be used in symmetrical and asymmetrical trunking.

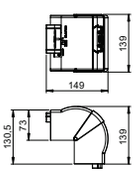



PC / ABS

External corner cover, smooth

Type	Colour	Pack Piece	Weight kg/100 pc.	Item no.
GKH-OTGARW	Pure white	1	7.500	**6114230**

PC/ABS external corner cover, smooth surface.

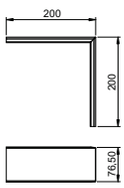



PC / ABS

Flat angle cover, for device installation trunking Rapid 80 type 70130

Type	Colour	Length mm	Pack Piece	Weight kg/100 pc.	Item no.
GK-FH70130RW	Pure white	172.5	1	12.461	**6274420**

Flat angle cover fitting made of halogen-free PC/ABS for simple creation of a rising or falling 90° change of direction with device installation trunking of the series Rapid 80 GK, GKH, GS and GA. The flat angle cover fitting can be used for symmetrical and asymmetrical trunking types.

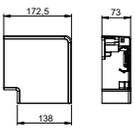



Trunking height 70 mm, trunking width 130 mm, halogen-free

Flat angle, for device installation trunking Rapid 45-2 type GKH-70130

PC/ABS



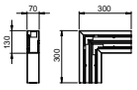

Type	Colour		Pack Piece	Weight kg/100 pc.	Item no.
GKH-F70130RW	Pure white		1	66.000	**6114240**

Flat angle made of halogen-free PC/ABS for changing the direction of the GKH device installation trunking.
Cover must be ordered separately.

Flat angle cover, smooth

PC/ABS



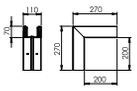

Type	Colour		Pack Piece	Weight kg/100 pc.	Item no.
GKH-OTGFRW	Pure white		1	13.000	**6114250**

Flat angle cover made of halogen-free PC/ABS.

Internal corner cover, for device installation trunking Rapid 80 type 70130

PC/ABS



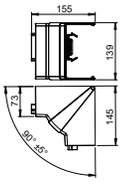

Type	Colour		Pack Piece	Weight kg/100 pc.	Item no.
GK-IH70130RW	Pure white		1	14.900	**6274440**

Internal corner cover made of halogen-free PC/ABS for changing the direction of Rapid 80 device installation trunking of the GK, GKH, GS and GA systems. The fittings can be variably adjusted between 85° and 95° and can be used in symmetrical and asymmetrical trunking.

Internal corner, for device installation trunking Rapid 80 type GKH-70130

PC/ABS



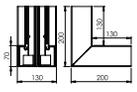

Type	Colour		Pack Piece	Weight kg/100 pc.	Item no.
GKH-I70130RW	Pure white		1	90.000	**6114260**

Internal corner made of halogen-free PC/ABS for changing the direction of the GKH device installation trunking.

T piece, for device installation trunking Rapid 80 type GKH-70130

PC/ABS



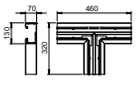

Type	Colour		Pack Piece	Weight kg/100 pc.	Item no.
GKH-T70130RW	Pure white		1	82.000	**6114270**

T piece made of halogen-free PC/ABS for changing the direction of the GKH device installation trunking.

PC / ABS

End piece, for device installation trunking Rapid 80 type GKH-70130

Type	Colour	Pack Piece	Weight kg/100 pc.	Item no.
GKH-E70130RW	Pure white	1	5.203	**6114280**

End piece made of halogen-free PC/ABS for closing the GKH device installation trunking.

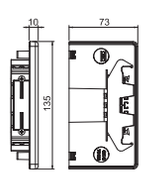



PC / ABS

Partition GKH-TW70

Type	Colour	Length mm	Pack m	Weight kg/100 m	Item no.
GKH-TW70	Pure white	2000	2	14.000	**6114290**

Partition made of halogen-free PC/ABS for mounting in Rapid 80 GKH (GA) device installation trunking or ISS service poles for installing cables of different voltage levels.

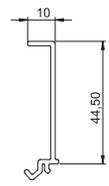



PC / ABS

Duct clamp KL80A

Type	Colour	Pack Piece	Weight kg/100 pc.	Item no.
KL80A	Light grey	20	0.685	**6288640**

Duct clamp for holding cables securely and for fastening the partition in Rapid 80 GK, GS and GA device installation trunking systems as well as in ISS service poles with a 76.5 mm system opening.

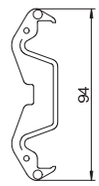



Trunking height 70 mm, trunking width 170 mm, halogen-free

Device installation trunking Rapid 80, trunking width 170, trunking height 70, halogen-free

PC/ ABS



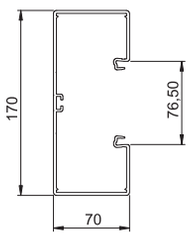

Type	Colour	Length mm	Pack m	Weight kg/100 m	Item no.
GKH-70170RW	Pure white	2000	2	151.000	6114300

GKH device installation trunking made of halogen-free PC/ABS, suitable for direct wall mounting or on wall panels. Fastening takes place using the perforation in the trunking. The GKH device installation trunking possesses a C profile on the floor to accept a plastic partition. All the switch programmes with a support ring and support clamp design as well as Modul 45 installation devices can be installed in the accessory mounting boxes of series 71GD.... The system opening is 76.5 mm. On each trunking length, a coupling pair is pre-assembled on one side.

The cover must be ordered separately.

Coupling GK-KUP

ABS/ ASA



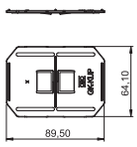

Type	Colour	Pack PU	Weight kg/100 PUs	Item no.
GK-KUP	Light grey	1	2.140	6274650

Coupling as trunking connector for tight connection of the trunking sections. A coupling pair is included and pre-mounted for each stock length.

Accessory mounting box 71GD6, single

PA



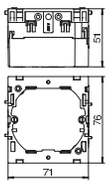

Type	Colour	Pack Piece	Weight kg/100 pc.	Item no.
71GD6	Iron grey	5	5.600	6288610

Front locking accessory mounting box for switch systems, with folding, and also removable, base for time-saving cable connection, with feed openings for cable diameters of up to 14 mm. Halogen-free version.

Accessory mounting box 71GD7-2, double

PA



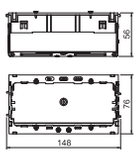

Type	Colour	Pack Piece	Weight kg/100 pc.	Item no.
71GD7-2	Iron grey	2	8.200	6288608

Front locking accessory mounting box for standard switch ranges for the installation of two individual installation devices or a multiple protective contact socket. With unfolding, and also removable, base for time-saving cable connection and with feed openings for cable diameters of up to 14 mm. Halogen-free version.

Vertical fastening track 60 mm.

7ZE strain relief

PA



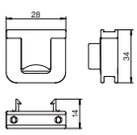

Type	Pack Piece	Weight kg/100 pc.	Item no.
7ZE	50	0.700	6288790

Strain relief with locking clips, suitable for the accessory mounting boxes 7GD... and 71GD... .

Cable clamping range to 14 mm.

PC / ABS

Trunking cover, smooth

Type	Colour	Length mm	Pack m	Weight kg/100 m	Item no.
GKH-OTGRW	Pure white	2000	2	22.000	**6114210**

Smooth trunking cover made of halogen-free PC/ABS, for closing device installation trunking with 80 mm system opening.





PC / ABS

External corner cover, for device installation trunking Rapid 80 type 70170

Type	Colour	Length mm	Pack Piece	Weight kg/100 pc.	Item no.
GK-AH70170RW	Pure white	130.5	1	20.490	**6274610**

External corner cover made of halogen-free PC/ABS for changing the direction of Rapid 80 device installation trunking of the GK, GKH, GS and GA systems. The fittings can be variably adjusted between 80° and 100° and can be used in symmetrical and asymmetrical trunking.

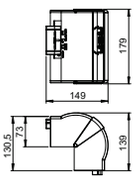



PC / ABS

External corner, for device installation trunking Rapid 80 type GKH-70170

Type	Colour	Pack Piece	Weight kg/100 pc.	Item no.
GKH-A70170RW	Pure white	1	119.000	**6114320**

External corner made of halogen-free PC/ABS for changing the direction of the GKH device installation trunking.
Cover must be ordered separately.

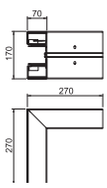



PC / ABS

External corner cover, smooth

Type	Colour	Pack Piece	Weight kg/100 pc.	Item no.
GKH-OTGARW	Pure white	1	7.500	**6114230**

PC/ABS external corner cover, smooth surface.

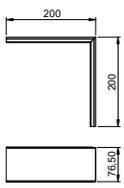



PC / ABS

Flat angle cover, for device installation trunking Rapid 80 type 70170

Type	Colour	Length mm	Pack Piece	Weight kg/100 pc.	Item no.
GK-FH70170RW	Pure white	212.5	1	26.150	**6274620**

Flat angle cover fitting made of halogen-free PC/ABS for simple creation of a rising or falling 90° change of direction with device installation trunking of the series Rapid 80 GK, GKH, GS and GA. The flat angle cover fitting can be used for symmetrical and asymmetrical trunking types.

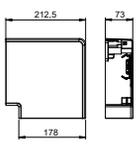



Trunking height 70 mm, trunking width 170 mm, halogen-free

Flat angle, for device installation trunking Rapid 80 type GKH-70170

PC/ABS



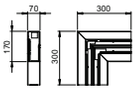

Type	Colour	Pack Piece	Weight kg/100 pc.	Item no.
GKH-F70170RW	Pure white	1	73.000	**6114340**

Flat angle made of halogen-free PC/ABS for changing the direction of the GKH device installation trunking.
Cover must be ordered separately.

Flat angle cover, smooth

PC/ABS



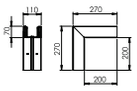

Type	Colour	Pack Piece	Weight kg/100 pc.	Item no.
GKH-OTGFRW	Pure white	1	13.000	**6114250**

Flat angle cover made of halogen-free PC/ABS.

Internal corner cover, for device installation trunking Rapid 80 type 70170

PC/ABS



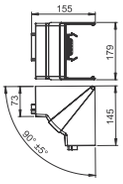

Type	Colour	Pack Piece	Weight kg/100 pc.	Item no.
GK-IH70170RW	Pure white	1	16.300	**6274640**

Internal corner cover made of halogen-free PC/ABS for changing the direction of Rapid 80 device installation trunking of the GK, GKH, GS and GA systems. The fittings can be variably adjusted between 85° and 95° and can be used in symmetrical and asymmetrical trunking.

Internal corner, for device installation trunking Rapid 80 type GKH-70170

PC/ABS



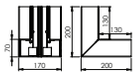

Type	Colour	Pack Piece	Weight kg/100 pc.	Item no.
GKH-I70170RW	Pure white	1	100.000	**6114360**

Internal corner made of halogen-free PC/ABS for changing the direction of the GKH device installation trunking.

T piece, for device installation trunking Rapid 80 type GKH-70170

PC/ABS



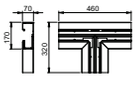

Type	Colour	Pack Piece	Weight kg/100 pc.	Item no.
GKH-T70170RW	Pure white	1	96.000	**6114370**

T piece made of halogen-free PC/ABS for changing the direction of the GKH device installation trunking.

PC / ABS

End piece, for device installation trunking Rapid 80 type GKH-70170

Type	Colour		Pack Piece	Weight kg/100 pc.	Item no.
GKH-E70170RW	Pure white		1	6.144	**6114380**

End piece made of halogen-free PC/ABS for closing the GKH device installation trunking.

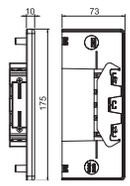



PC / ABS

Partition GKH-TW70

Type	Colour	Length mm		Pack m	Weight kg/100 m	Item no.
GKH-TW70	Pure white	2000		2	14.000	**6114290**

Partition made of halogen-free PC/ABS for mounting in Rapid 80 GKH (GA) device installation trunking or ISS service poles for installing cables of different voltage levels.

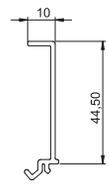



PC / ABS

Duct clamp KL80A

Type	Colour		Pack Piece	Weight kg/100 pc.	Item no.
KL80A	Light grey		20	0.685	**6288640**

Duct clamp for holding cables securely and for fastening the partition in Rapid 80 GK, GS and GA device installation trunking systems as well as in ISS service poles with a 76.5 mm system opening.

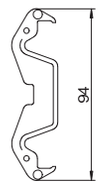





Rapid 80 device installation trunking, sheet steel


Metal device installation trunking, trunking width 110 mm 104


Metal device installation trunking, trunking width 130 mm 114


Metal device installation trunking, trunking width 170 mm 130


Metal device installation trunking, trunking width 210 mm 154


Desk trunking 170

Installation principle

Rapid 80 sheet steel device installation trunking, sheet steel

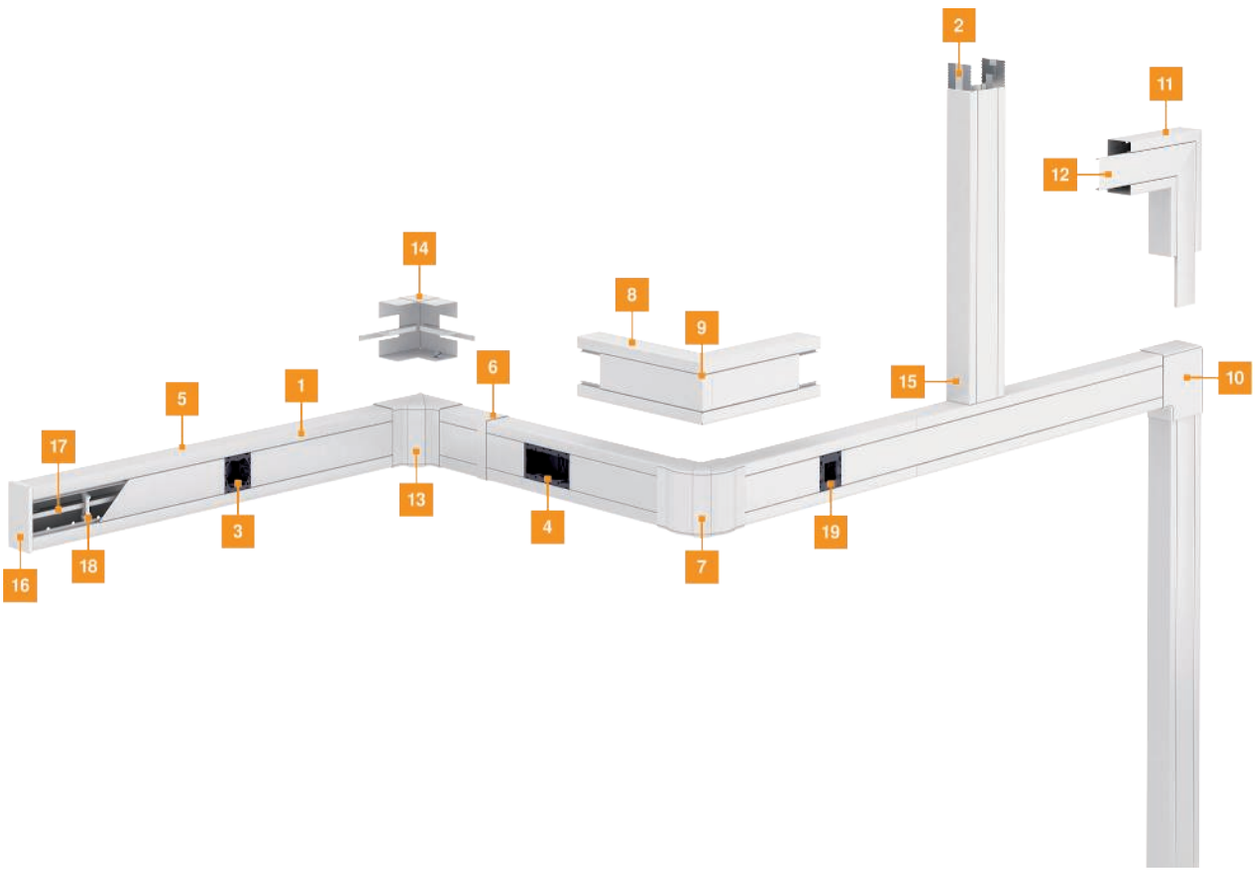

1	Trunking	11	Flat angle
2	Coupling	12	Flat angle cover
3	Single accessory mounting box	13	Internal corner hood
4	Double accessory mounting box	14	Internal corner
5	Trunking cover	15	T piece
6	Joint cover	16	End piece
7	External corner cover, variable	17	Partition
8	External corner	18	Duct clamp
9	External corner cover	19	Single accessory mounting box Modul 45
10	Flat angle hood		

St

Device installation trunking Rapid 80, trunking width 110, trunking height 70, symmetrical

Type	Colour	Length mm	Pack m	Weight kg/100 m	Item no.
GS-S70110RW	Pure white	2000	2	258.000	**6277000**

GS device installation trunking for mounting on the wall or on fastening panels. The GS device installation trunking possesses self-contacting locking straps to accept a sheet steel partition. The equipotential bonding between the trunking bases takes place using the trunking coupling. The protective measure and the equipotential bonding is guaranteed between the cover and the base by the self-contacting trunking cover. The real system opening is 76.5 mm. The cover must be ordered separately.

Over-lengths up to 3000 mm for trunking bases and covers as well as other RAL colours can be provided on request. The visible surfaces of the painted device installation trunking are laminated.

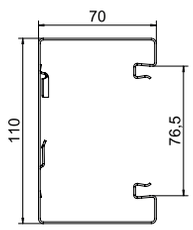



St

Device installation trunking Rapid 80, trunking width 110, trunking height 90, symmetrical

Type	Colour	Length mm	Pack m	Weight kg/100 m	Item no.
GS-S90110RW	Pure white	2000	2	290.000	**6277100**

GS device installation trunking for mounting on the wall or on fastening panels. The GS device installation trunking possesses self-contacting locking straps to accept a sheet steel partition. The equipotential bonding between the trunking bases takes place using the trunking coupling. The protective measure and the equipotential bonding is guaranteed between the cover and the base by the self-contacting trunking cover. The real system opening is 76.5 mm. The cover must be ordered separately.

Over-lengths up to 3000 mm for trunking bases and covers as well as other RAL colours can be provided on request. The visible surfaces of the painted device installation trunking are laminated.

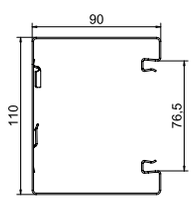



VA

Coupling GS-KUP70

Type	Length mm	Pack PU	Weight kg/100 PUs	Item no.
GS-KUP70	120	1	6.400	**6277290**

Coupling for connecting the trunking bases. This creates the equipotential bonding between the trunking bases. The scope of delivery of a coupling includes 2 connection plates.

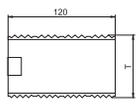



VA

Coupling GS-KUP90

Type	Length mm	Pack PU	Weight kg/100 PUs	Item no.
GS-KUP90	120	1	8.200	**6277294**

Coupling for connecting the trunking bases. This creates the equipotential bonding between the trunking bases. The scope of delivery of a coupling includes 2 connection plates.

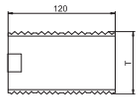



Trunking height 70 and 90 mm, trunking width 110 mm

Accessory mounting box 71GD6, single

PA



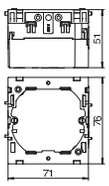

Type	Colour	Pack Piece	Weight kg/100 pc.	Item no.
71GD6	Iron grey	5	5.600	**6288610**

Front locking accessory mounting box for switch systems, with folding, and also removable, base for time-saving cable connection, with feed openings for cable diameters of up to 14 mm. Halogen-free version.

Accessory mounting box 71GD7-2, double

PA



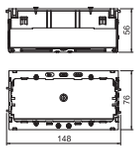

Type	Colour	Pack Piece	Weight kg/100 pc.	Item no.
71GD7-2	Iron grey	2	8.200	**6288608**

Front locking accessory mounting box for standard switch ranges for the installation of two individual installation devices or a multiple protective contact socket. With unfolding, and also removable, base for time-saving cable connection and with feed openings for cable diameters of up to 14 mm. Halogen-free version.

Vertical fastening track 60 mm.

7ZE strain relief

PA



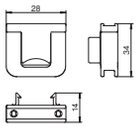

Type	Pack Piece	Weight kg/100 pc.	Item no.
7ZE	50	0.700	**6288790**

Strain relief with locking clips, suitable for the accessory mounting boxes 7GD... and 71GD... .

Cable clamping range to 14 mm.

Trunking cover, sheet steel

St



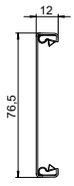

Type	Colour	Length mm	Pack m	Weight kg/100 m	Item no.
GS-OTRW	Pure white	2000	2	65.000	**6279850**

Cover to close the device installation trunking GEK-S and GEK-A.

Trunking cover, sheet steel, 100 mm

St



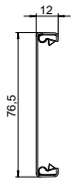

Type	Colour	Length mm	Pack Piece	Weight kg/100 pc.	Item no.
GS-OTRW 100	Pure white	100	1	7.650	**6286930**

Sheet steel cover for closing the GS device installation trunking.

St

Locking bracket RKV3V

Type		Pack Piece	Weight kg/100 pc.	Item no.
RKV3V		20	0.085	6288700

Locking bracket for the mechanical and electrical connection of trunking covers and trunking bases. Suitable for covers of Rapid 45, Rapid 80 and ISS systems.

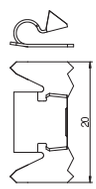



PVC

Plastic trunking cover, smooth

Type	Colour	Length mm		Pack m	Weight kg/100 m	Item no.
GK-OTGRW	Pure white	2000		2	27.500	6278680

Smooth trunking cover, for closing device installation trunking with 76.5 mm system opening.





PVC

Plastic trunking cover, fluted

Type	Colour	Length mm		Pack m	Weight kg/100 m	Item no.
GK-OTKRW	Pure white	2000		2	27.000	6278780

Fluted trunking cover, for closing device installation trunking with 76.5 mm system opening.

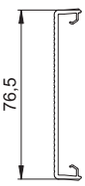



St

Joint cover, trunking height 70 mm

Type	Colour		Pack Piece	Weight kg/100 pc.	Item no.
G-SVS70110RW	Pure white		1	4.800	6279760

Joint cover to hide sawn trunking joint edges.

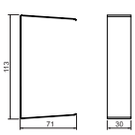



St

Joint cover, trunking height 90 mm

Type	Colour		Pack Piece	Weight kg/100 pc.	Item no.
G-SVS90110RW	Pure white		1	5.600	6279776

Joint cover to hide sawn trunking joint edges.

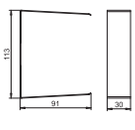



External corner hood, for Rapid 80 device installation trunking, type GS-70110

PC/ABS



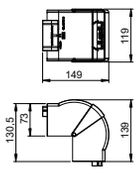

Type	Colour	Length mm	Pack Piece	Weight kg/100 pc.	Item no.
GK-AH70110RW	Pure white	130.5	1	15.000	6274210
GK-AH70110CW	Cream	130.5	1	15.000	6274211
GK-AH70110LGR	Light grey	130.5	1	15.000	6274212

External corner cover made of halogen-free PC/ABS for changing the direction of Rapid 80 device installation trunking of the GK, GKH, GS and GA systems. The fittings can be variably adjusted between 80° and 100° and can be used in symmetrical and asymmetrical trunking.

External corner, symmetrical, for device installation trunking Rapid 80 type GS-S70110

St



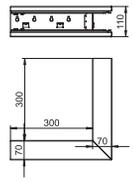

Type	Colour	Pack Piece	Weight kg/100 pc.	Item no.
GS-SA70110RW	Pure white	1	172.000	6277010

External corner for changing the direction of the GS device installation trunking.

External corner, symmetrical, for device installation trunking Rapid 80 type GS-S90110

St



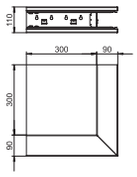

Type	Colour	Pack Piece	Weight kg/100 pc.	Item no.
GS-SA90110RW	Pure white	1	199.000	6277110

External corner for changing the direction of the GS device installation trunking.

Sheet steel external corner cover

St



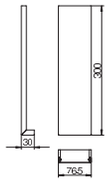

Type	Colour	Pack Piece	Weight kg/100 pc.	Item no.
GS-OTARW	Pure white	1	21.400	6279870

Cover to close the external corner of the Rapid 80 GS device installation trunking.

External corner cover, smooth

PVC



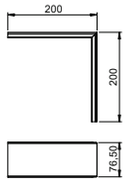

Type	Colour	Pack Piece	Weight kg/100 pc.	Item no.
GK-OTGARW	Pure white	1	9.500	6274790

PVC external corner cover, smooth surface.

PC / ABS

Flat angle cover, for device installation trunking Rapid 80 type 70110

Type	Colour	Length mm	Pack Piece	Weight kg/100 pc.	Item no.
GK-FH70110RW	Pure white	152.5	1	15.100	**6274220**

Flat angle cover fitting made of halogen-free PC/ABS for simple creation of a rising or falling 90° change of direction with device installation trunking of the series Rapid 80 GK, GKH, GS and GA. The flat angle cover fitting can be used for symmetrical and asymmetrical trunking types.

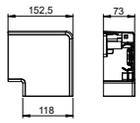



St

Flat angle, for device installation trunking Rapid 80 type GS-S70110

Type	Colour	Pack Piece	Weight kg/100 pc.	Item no.
GS-SFS70110RW	Pure white	1	127.000	**6277020**

Flat angle for changing the direction of the GS device installation trunking.

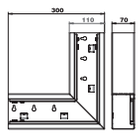



St

Flat angle, symmetrical, for device installation trunking Rapid 80 type GS-S90110

Type	Colour	Pack Piece	Weight kg/100 pc.	Item no.
GS-SFS90110RW	Pure white	1	143.000	**6277120**

Flat angle for changing the direction of the GS device installation trunking.

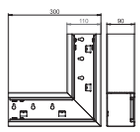



St

Sheet steel flat angle cover

Type	Colour	Pack Piece	Weight kg/100 pc.	Item no.
GS-OTFRW	Pure white	1	47.600	**6279860**

Cover for closing the flat angle of the Rapid 80 GS device installation trunking.

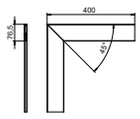



PVC

Flat angle cover, smooth

Type	Colour	Pack Piece	Weight kg/100 pc.	Item no.
GK-OTGFRW	Pure white	1	17.000	**6274490**

PVC flat angle cover, smooth surface.

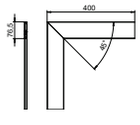



Trunking height 70 and 90 mm, trunking width 110 mm

Internal corner hood, for Rapid 80 device installation trunking, type 70110

PC / ABS



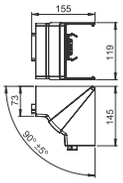

Type	Colour	Pack Piece	Weight kg/100 pc.	Item no.
GK-IH70110RW	Pure white	1	14.200	**6274240**

Internal corner cover made of halogen-free PC/ABS for changing the direction of Rapid 80 device installation trunking of the GK, GKH, GS and GA systems. The fittings can be variably adjusted between 85° and 95° and can be used in symmetrical and asymmetrical trunking.

Internal corner, symmetrical, for device installation trunking Rapid 80 type GS-S70110

St



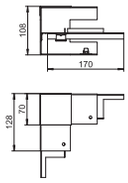

Type	Colour	Pack Piece	Weight kg/100 pc.	Item no.
GS-SI70110RW	Pure white	1	55.000	**6277040**

Internal corner for direct installation on GS device installation trunking.

Internal corner, symmetrical, for device installation trunking Rapid 80 type GS-S90110

St



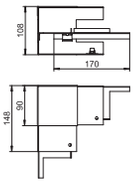

Type	Colour	Pack Piece	Weight kg/100 pc.	Item no.
GS-SI90110RW	Pure white	1	72.000	**6277140**

Internal corner for direct installation on GS device installation trunking.

T piece, symmetrical, for device installation trunking Rapid 80 type GS-S70110

St



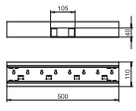

Type	Colour	Pack Piece	Weight kg/100 pc.	Item no.
GS-ST70110RW	Pure white	1	127.000	**6277060**

T piece suitable for direct wall mounting.

T piece, symmetrical, for device installation trunking Rapid 80 type GS-S90110

St



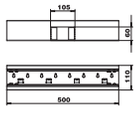

Type	Colour	Pack Piece	Weight kg/100 pc.	Item no.
GS-ST90110RW	Pure white	1	142.000	**6277160**

T piece suitable for direct wall mounting.

St

End piece, for device installation trunking Rapid 80 type GS-70110

Type	Colour	Pack Piece	Weight kg/100 pc.	Item no.
GS-E70110RW	Pure white	1	9.600	6277070

End piece for GS device installation trunking.

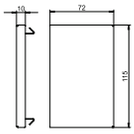



St

End piece, for device installation trunking Rapid 80 type GS-90110

Type	Colour	Pack Piece	Weight kg/100 pc.	Item no.
GS-E90110RW	Pure white	1	12.500	6277170

End piece for GS device installation trunking.

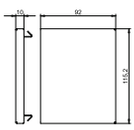



St

Partition GS-TW70

Type	Length mm	Suitable for trunking depth	Pack m	Weight kg/100 m	Item no.
GS-TW70	2000	70	2	58.650	6277090

Partition to divide the trunking for different voltage levels. Self-conducting contacting during mounting.

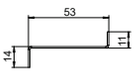



St

Partition GS-TW90

Type	Length mm	Suitable for trunking depth	Pack m	Weight kg/100 m	Item no.
GS-TW90	2000	90	2	74.400	6277095

Partition to divide the trunking for different voltage levels. Self-conducting contacting during mounting.

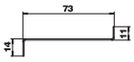



PC / ABS

Duct clamp KL80A

Type	Colour	Pack Piece	Weight kg/100 pc.	Item no.
KL80A	Light grey	20	0.685	6288640

Duct clamp for holding cables securely and for fastening the partition in Rapid 80 GK, GS and GA device installation trunking systems as well as in ISS service poles with a 76.5 mm system opening.

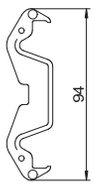



Protective conductor connection bracket

St G



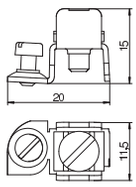

Type	Surface		Pack Piece	Weight kg/100 pc.	Item no.
8AWR	Electrogalvanised		10	0.610	**6288704**

Protective conductor connection bracket to include steel and aluminium device installation trunking, service poles and system components of underfloor duct systems in the protective measure.
Clamping area: 2 x 1.5–4 mm²

Device installation trunking Rapid 80, trunking width 130, trunking height 70, symmetrical

St



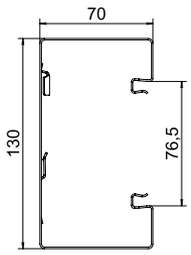

Type	Colour	Length mm	Pack m	Weight kg/100 m	Item no.
GS-S70130RW	Pure white	2000	2	289.000	**6277200**

GS device installation trunking for mounting on the wall or on fastening panels. The GS device installation trunking possesses self-contacting locking straps to accept a sheet steel partition. The equipotential bonding between the trunking bases takes place using the trunking coupling. The protective measure and the equipotential bonding is guaranteed between the cover and the base by the self-contacting trunking cover. The real system opening is 76.5 mm. The cover must be ordered separately.

Over-lengths of up to 3,000 mm for trunking bases and covers as well as other RAL colours can be provided on request. The visible surfaces of the painted device installation trunking are laminated.

Device installation trunking Rapid 80, trunking width 130, trunking height 90, symmetrical

St



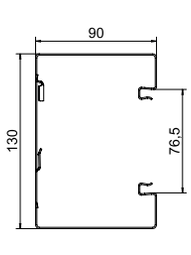

Type	Colour	Length mm	Pack m	Weight kg/100 m	Item no.
GS-S90130RW	Pure white	2000	2	321.000	**6277300**

GS device installation trunking for mounting on the wall or on fastening panels. The GS device installation trunking possesses self-contacting locking straps to accept a sheet steel partition. The equipotential bonding between the trunking bases takes place using the trunking coupling. The protective measure and the equipotential bonding is guaranteed between the cover and the base by the self-contacting trunking cover. The real system opening is 76.5 mm. The cover must be ordered separately.

Over-lengths of up to 3,000 mm for trunking bases and covers as well as other RAL colours can be provided on request. The visible surfaces of the painted device installation trunking are laminated.

Coupling GS-KUP70

VA



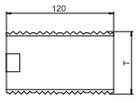

Type	Length mm	Pack PU	Weight kg/100 PUs	Item no.
GS-KUP70	120	1	6.400	**6277290**

Coupling for connecting the trunking bases. This creates the equipotential bonding between the trunking bases. The scope of delivery of a coupling includes 2 connection plates.

Coupling GS-KUP90

VA



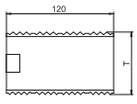

Type	Length mm	Pack PU	Weight kg/100 PUs	Item no.
GS-KUP90	120	1	8.200	**6277294**

Coupling for connecting the trunking bases. This creates the equipotential bonding between the trunking bases. The scope of delivery of a coupling includes 2 connection plates.

PA

Accessory mounting box 71GD6, single

Type	Colour	Pack Piece	Weight kg/100 pc.	Item no.
71GD6	Iron grey	5	5.600	6288610

Front locking accessory mounting box for switch systems, with folding, and also removable, base for time-saving cable connection, with feed openings for cable diameters of up to 14 mm. Halogen-free version.

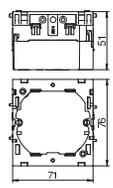



PA

Accessory mounting box 71GD7-2, double

Type	Colour	Pack Piece	Weight kg/100 pc.	Item no.
71GD7-2	Iron grey	2	8.200	6288608

Front locking accessory mounting box for standard switch ranges for the installation of two individual installation devices or a multiple protective contact socket. With unfolding, and also removable, base for time-saving cable connection and with feed openings for cable diameters of up to 14 mm. Halogen-free version.

Vertical fastening track 60 mm.

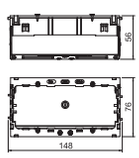



PA

7ZE strain relief

Type	Pack Piece	Weight kg/100 pc.	Item no.
7ZE	50	0.700	6288790

Strain relief with locking clips, suitable for the accessory mounting boxes 7GD... and 71GD... .

Cable clamping range to 14 mm.

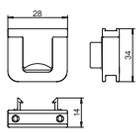



St

Trunking cover, sheet steel

Type	Colour	Length mm	Pack m	Weight kg/100 m	Item no.
GS-OTRW	Pure white	2000	2	65.000	6279850

Cover to close the device installation trunking GEK-S and GEK-A.

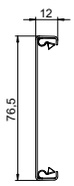



St

Trunking cover, sheet steel, 100 mm

Type	Colour	Length mm	Pack Piece	Weight kg/100 pc.	Item no.
GS-OTRW 100	Pure white	100	1	7.650	6286930

Sheet steel cover for closing the GS device installation trunking.

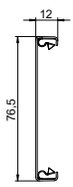



Trunking height 70 and 90 mm, trunking width 130 mm

Locking bracket RKV3V

St





Type		Pack Piece	Weight kg/100 pc.	Item no.
RKV3V		20	0.085	**6288700**

Locking bracket for the mechanical and electrical connection of trunking covers and trunking bases. Suitable for covers of Rapid 45, Rapid 80 and ISS systems.

Plastic trunking cover, smooth

PVC



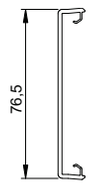

Type	Colour	Length mm		Pack m	Weight kg/100 m	Item no.
GK-OTGRW	Pure white	2000		2	27.500	**6278680**

Smooth trunking cover, for closing device installation trunking with 76.5 mm system opening.

Plastic trunking cover, fluted

PVC



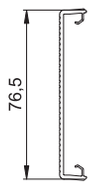

Type	Colour	Length mm		Pack m	Weight kg/100 m	Item no.
GK-OTKRW	Pure white	2000		2	27.000	**6278780**

Fluted trunking cover, for closing device installation trunking with 76.5 mm system opening.

Joint cover, trunking height 70 mm

St



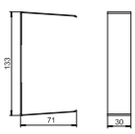

Type	Colour		Pack Piece	Weight kg/100 pc.	Item no.
G-SVS70130RW	Pure white		1	5.200	**6279764**

Joint cover to hide sawn trunking joint edges.

Joint cover, trunking height 90 mm

St



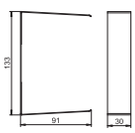

Type	Colour		Pack Piece	Weight kg/100 pc.	Item no.
G-SVS90130RW	Pure white		1	6.000	**6279780**

Joint cover to hide sawn trunking joint edges.

PC / ABS

External corner hood, for Rapid 80 device installation trunking, type GS-70110

Type	Colour	Length mm	Pack Piece	Weight kg/100 pc.	Item no.
GK-AH70110RW	Pure white	130.5	1	15.000	6274210

External corner cover made of halogen-free PC/ABS for changing the direction of Rapid 80 device installation trunking of the GK, GKH, GS and GA systems. The fittings can be variably adjusted between 80° and 100° and can be used in symmetrical and asymmetrical trunking.

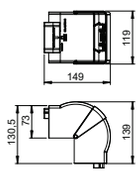



St

External corner, symmetrical, for device installation trunking Rapid 80 type GS-S70130

Type	Colour	Pack Piece	Weight kg/100 pc.	Item no.
GS-SA70130RW	Pure white	1	193.000	6277210

External corner for changing the direction of the GS device installation trunking.

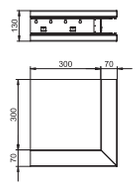



St

External corner, symmetrical, for device installation trunking Rapid 80 type GS-S70130

Type	Colour	Pack Piece	Weight kg/100 pc.	Item no.
GS-SA90130RW	Pure white	1	221.000	6277310

External corner for changing the direction of the GS device installation trunking.

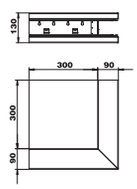



St

Sheet steel external corner cover

Type	Colour	Pack Piece	Weight kg/100 pc.	Item no.
GS-OTARW	Pure white	1	21.400	6279870

Cover to close the external corner of the Rapid 80 GS device installation trunking.

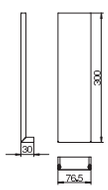



PVC

External corner cover, smooth

Type	Colour	Pack Piece	Weight kg/100 pc.	Item no.
GK-OTGARW	Pure white	1	9.500	6274790

PVC external corner cover, smooth surface.

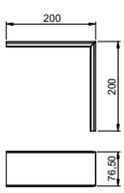



Flat angle cover, for device installation trunking Rapid 80 type 70130

PC / ABS



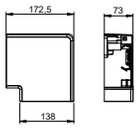

Type	Colour	Length mm	Pack Piece	Weight kg/100 pc.	Item no.
GK-FH70130RW	Pure white	172.5	1	12.461	6274420

Flat angle cover fitting made of halogen-free PC/ABS for simple creation of a rising or falling 90° change of direction with device installation trunking of the series Rapid 80 GK, GKH, GS and GA. The flat angle cover fitting can be used for symmetrical and asymmetrical trunking types.

Flat angle, symmetrical, for device installation trunking Rapid 80 type GS-S70130

St



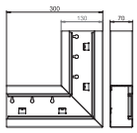

Type	Colour	Pack Piece	Weight kg/100 pc.	Item no.
GS-SFS70130RW	Pure white	1	137.000	6277220

Flat angle for changing the direction of the GS device installation trunking.

Flat angle, symmetrical, for device installation trunking Rapid 80 type GS-S90130

St



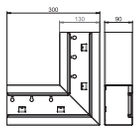

Type	Colour	Pack Piece	Weight kg/100 pc.	Item no.
GS-SFS90130RW	Pure white	1	152.000	6277320

Flat angle for changing the direction of the GS device installation trunking.

Sheet steel flat angle cover

St



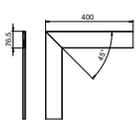

Type	Colour	Pack Piece	Weight kg/100 pc.	Item no.
GS-OTFRW	Pure white	1	47.600	6279860

Cover for closing the flat angle of the Rapid 80 GS device installation trunking.

Flat angle cover, smooth

PVC



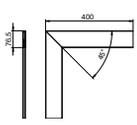

Type	Colour	Pack Piece	Weight kg/100 pc.	Item no.
GK-OTGFRW	Pure white	1	17.000	6274490

PVC flat angle cover, smooth surface.

PC / ABS

Internal corner cover, for device installation trunking Rapid 80 type 70130

Type	Colour	Pack Piece	Weight kg/100 pc.	Item no.
GK-IH70130RW	Pure white	1	14.900	**6274440**

Internal corner cover made of halogen-free PC/ABS for changing the direction of Rapid 80 device installation trunking of the GK, GKH, GS and GA systems. The fittings can be variably adjusted between 85° and 95° and can be used in symmetrical and asymmetrical trunking.

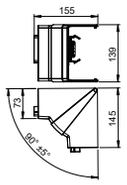



St

Internal corner, symmetrical, for device installation trunking Rapid 80 type GS-S70130

Type	Colour	Pack Piece	Weight kg/100 pc.	Item no.
GS-SI70130RW	Pure white	1	57.000	**6277240**

Internal corner for direct installation on GS device installation trunking.

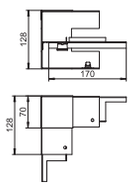



St

Internal corner, symmetrical, for device installation trunking Rapid 80 type GS-S90130

Type	Colour	Pack Piece	Weight kg/100 pc.	Item no.
GS-SI90130RW	Pure white	1	77.000	**6277340**

Internal corner for direct installation on GS device installation trunking.

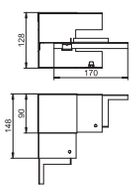



St

T piece, symmetrical, for device installation trunking Rapid 80 type GS-S70130

Type	Colour	Pack Piece	Weight kg/100 pc.	Item no.
GS-ST70130RW	Pure white	1	142.000	**6277260**

T piece suitable for direct wall mounting.

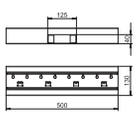



St

T piece, symmetrical, for device installation trunking Rapid 80 type GS-S90130

Type	Colour	Pack Piece	Weight kg/100 pc.	Item no.
GS-ST90130RW	Pure white	1	157.000	**6277360**

T piece suitable for direct wall mounting.

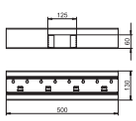



Trunking height 70 and 90 mm, trunking width 130 mm

End piece, for device installation trunking Rapid 80 type GS-70130

St



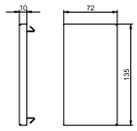

Type	Colour	Pack Piece	Weight kg/100 pc.	Item no.
GS-E70130RW	Pure white	1	10.800	**6277270**

End piece for GS device installation trunking.

End piece, for device installation trunking Rapid 80 type GS-90130

St



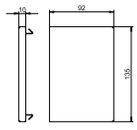

Type	Colour	Pack Piece	Weight kg/100 pc.	Item no.
GS-E90130RW	Pure white	1	13.800	**6277370**

End piece for GS device installation trunking.

Partition GS-TW70

St



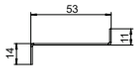

Type	Length mm	Suitable for trunking depth	Pack m	Weight kg/100 m	Item no.
GS-TW70	2000	70	2	58.650	**6277090**

Partition to divide the trunking for different voltage levels. Self-conducting contacting during mounting.

Partition GS-TW90

St



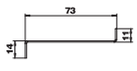

Type	Length mm	Suitable for trunking depth	Pack m	Weight kg/100 m	Item no.
GS-TW90	2000	90	2	74.400	**6277095**

Partition to divide the trunking for different voltage levels. Self-conducting contacting during mounting.

Duct clamp KL80A

PC / ABS



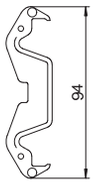

Type	Colour	Pack Piece	Weight kg/100 pc.	Item no.
KL80A	Light grey	20	0.685	**6288640**

Duct clamp for holding cables securely and for fastening the partition in Rapid 80 GK, GS and GA device installation trunking systems as well as in ISS service poles with a 76.5 mm system opening.

St G

Protective conductor connection bracket

Type	Surface		Pack Piece	Weight kg/100 pc.	Item no.
8AWR	Electrogalvanised		10	0.610	**6288704**

Protective conductor connection bracket to include steel and aluminium device installation trunking, service poles and system components of underfloor duct systems in the protective measure.
Clamping area: 2 x 1.5–4 mm²

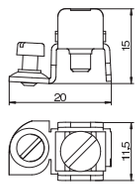



PC / ABS

External corner cover, for device installation trunking Rapid 80 type 70130

Type	Colour	Length mm		Pack Piece	Weight kg/100 pc.	Item no.
GK-AH70130RW	Pure white	130.5		1	18.535	**6274410**

External corner cover made of halogen-free PC/ABS for changing the direction of Rapid 80 device installation trunking of the GK, GKH, GS and GA systems. The fittings can be variably adjusted between 80° and 100° and can be used in symmetrical and asymmetrical trunking.

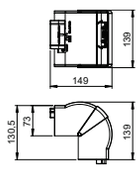



Trunking height 70 and 90 mm, trunking width 130 mm, asymmetrical

Device installation trunking Rapid 80, trunking width 130, trunking height 70, asymmetrical

St



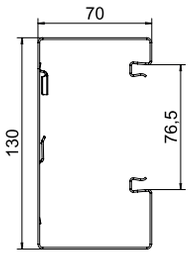

Type	Colour	Length mm	Pack m	Weight kg/100 m	Item no.
GS-A70130RW	Pure white	2000	2	289.000	**6277400**

GS device installation trunking for mounting on the wall or on fastening panels. The GS device installation trunking possesses self-contacting locking straps to accept a sheet steel partition. The equipotential bonding between the trunking bases takes place using the trunking coupling. The protective measure and the equipotential bonding is guaranteed between the cover and the base by the self-contacting trunking cover. The real system opening is 76.5 mm. The cover must be ordered separately.

Over-lengths of up to 3,000 mm for trunking bases and covers as well as other RAL colours can be provided on request. The visible surfaces of the painted device installation trunking are laminated.

Device installation trunking Rapid 80, trunking width 130, trunking height 90, asymmetrical

St



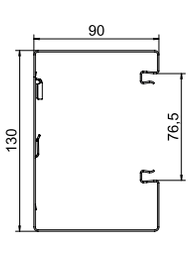

Type	Colour	Length mm	Pack m	Weight kg/100 m	Item no.
GS-A90130RW	Pure white	2000	2	321.000	**6277500**

GS device installation trunking for mounting on the wall or on fastening panels. The GS device installation trunking possesses self-contacting locking straps to accept a sheet steel partition. The equipotential bonding between the trunking bases takes place using the trunking coupling. The protective measure and the equipotential bonding is guaranteed between the cover and the base by the self-contacting trunking cover. The real system opening is 76.5 mm. The cover must be ordered separately.

Over-lengths of up to 3,000 mm for trunking bases and covers as well as other RAL colours can be provided on request. The visible surfaces of the painted device installation trunking are laminated.

Coupling GS-KUP70

VA



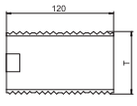

Type	Length mm	Pack PU	Weight kg/100 PUs	Item no.
GS-KUP70	120	1	6.400	**6277290**

Coupling for connecting the trunking bases. This creates the equipotential bonding between the trunking bases. The scope of delivery of a coupling includes 2 connection plates.

Coupling GS-KUP90

VA



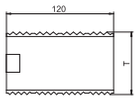

Type	Length mm	Pack PU	Weight kg/100 PUs	Item no.
GS-KUP90	120	1	8.200	**6277294**

Coupling for connecting the trunking bases. This creates the equipotential bonding between the trunking bases. The scope of delivery of a coupling includes 2 connection plates.

PA

Accessory mounting box 71GD6, single

Type	Colour	Pack Piece	Weight kg/100 pc.	Item no.
71GD6	Iron grey	5	5.600	6288610

Front locking accessory mounting box for switch systems, with folding, and also removable, base for time-saving cable connection, with feed openings for cable diameters of up to 14 mm. Halogen-free version.

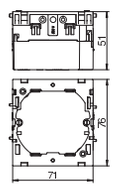



PA

Accessory mounting box 71GD7-2, double

Type	Colour	Pack Piece	Weight kg/100 pc.	Item no.
71GD7-2	Iron grey	2	8.200	6288608

Front locking accessory mounting box for standard switch ranges for the installation of two individual installation devices or a multiple protective contact socket. With unfolding, and also removable, base for time-saving cable connection and with feed openings for cable diameters of up to 14 mm. Halogen-free version.
Vertical fastening track 60 mm.

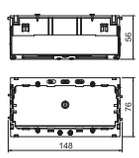



PA

7ZE strain relief

Type	Pack Piece	Weight kg/100 pc.	Item no.
7ZE	50	0.700	6288790

Strain relief with locking clips, suitable for the accessory mounting boxes 7GD... and 71GD... .
Cable clamping range to 14 mm.

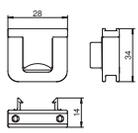



St

Trunking cover, sheet steel

Type	Colour	Length mm	Pack m	Weight kg/100 m	Item no.
GS-OTRW	Pure white	2000	2	65.000	6279850

Cover to close the device installation trunking GEK-S and GEK-A.

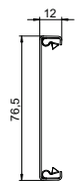



St

Locking bracket RKV3V

Type	Pack Piece	Weight kg/100 pc.	Item no.
RKV3V	20	0.085	6288700

Locking bracket for the mechanical and electrical connection of trunking covers and trunking bases. Suitable for covers of Rapid 45, Rapid 80 and ISS systems.

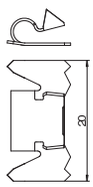



Trunking height 70 and 90 mm, trunking width 130 mm, asymmetrical

Trunking cover, sheet steel, 100 mm

St





Type	Colour	Length mm	Pack Piece	Weight kg/100 pc.	Item no.
GS-OTRW 100	Pure white	100	1	7.650	**6286930**

Sheet steel cover for closing the GS device installation trunking.

Plastic trunking cover, smooth

PVC



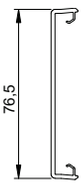

Type	Colour	Length mm	Pack m	Weight kg/100 m	Item no.
GK-OTGRW	Pure white	2000	2	27.500	**6278680**

Smooth trunking cover, for closing device installation trunking with 76.5 mm system opening.

Plastic trunking cover, fluted

PVC



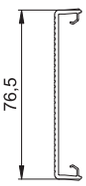

Type	Colour	Length mm	Pack m	Weight kg/100 m	Item no.
GK-OTKRW	Pure white	2000	2	27.000	**6278780**

Fluted trunking cover, for closing device installation trunking with 76.5 mm system opening.

Joint cover, trunking height 70 mm

St



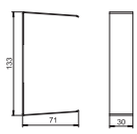

Type	Colour	Pack Piece	Weight kg/100 pc.	Item no.
G-SVS70130RW	Pure white	1	5.200	**6279764**

Joint cover to hide sawn trunking joint edges.

Joint cover, trunking height 90 mm

St



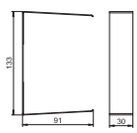

Type	Colour	Pack Piece	Weight kg/100 pc.	Item no.
G-SVS90130RW	Pure white	1	6.000	**6279780**

Joint cover to hide sawn trunking joint edges.

PC / ABS

External corner cover, for device installation trunking Rapid 80 type 70130

Type	Colour	Length mm	Pack Piece	Weight kg/100 pc.	Item no.
GK-AH70130RW	Pure white	130.5	1	18.535	6274410

External corner cover made of halogen-free PC/ABS for changing the direction of Rapid 80 device installation trunking of the GK, GKH, GS and GA systems. The fittings can be variably adjusted between 80° and 100° and can be used in symmetrical and asymmetrical trunking.

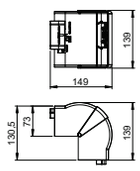



St

External corner, asymmetrical, for device installation trunking Rapid 80 type GS-A70130

Type	Colour	Pack Piece	Weight kg/100 pc.	Item no.
GS-AA70130RW	Pure white	1	193.000	6277410

External corner for changing the direction of the GS device installation trunking.

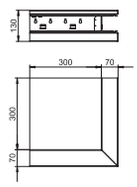



St

External corner, asymmetrical, for device installation trunking Rapid 80 type GS-A90130

Type	Colour	Pack Piece	Weight kg/100 pc.	Item no.
GS-AA90130RW	Pure white	1	221.000	6277510

External corner for changing the direction of the GS device installation trunking.

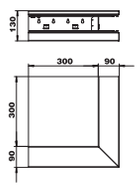



St

Sheet steel external corner cover

Type	Colour	Pack Piece	Weight kg/100 pc.	Item no.
GS-OTARW	Pure white	1	21.400	6279870

Cover to close the external corner of the Rapid 80 GS device installation trunking.

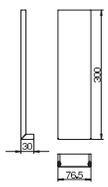



PVC

External corner cover, smooth

Type	Colour	Pack Piece	Weight kg/100 pc.	Item no.
GK-OTGARW	Pure white	1	9.500	6274790

PVC external corner cover, smooth surface.

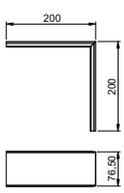



Trunking height 70 and 90 mm, trunking width 130 mm, asymmetrical

Flat angle cover, for device installation trunking Rapid 80 type 70130

PC / ABS



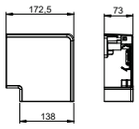

Type	Colour	Length mm	Pack Piece	Weight kg/100 pc.	Item no.
GK-FH70130RW	Pure white	172.5	1	12.461	6274420

Flat angle cover fitting made of halogen-free PC/ABS for simple creation of a rising or falling 90° change of direction with device installation trunking of the series Rapid 80 GK, GKH, GS and GA. The flat angle cover fitting can be used for symmetrical and asymmetrical trunking types.

Flat angle, asymmetrical, rising, for device installation trunking Rapid 80 type GS-A70130

St



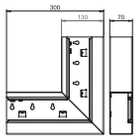

Type	Colour	Pack Piece	Weight kg/100 pc.	Item no.
GS-AFS70130RW	Pure white	1	137.000	6277420

Flat angle, rising, for changing the direction of the GS device installation trunking.

Flat angle, asymmetrical, rising, for device installation trunking Rapid 80 type GS-A90130

St



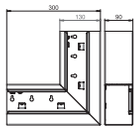

Type	Colour	Pack Piece	Weight kg/100 pc.	Item no.
GS-AFS90130RW	Pure white	1	152.000	6277520

Flat angle, rising, for changing the direction of the GS device installation trunking.

Flat angle, asymmetrical, falling, for device installation trunking Rapid 80 type GS-A70130

St



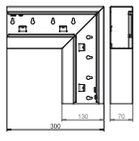

Type	Colour	Pack Piece	Weight kg/100 pc.	Item no.
GS-AFF70130RW	Pure white	1	137.000	6277430

Flat angle, falling, for changing the direction of the GS device installation trunking.

Flat angle, asymmetrical, falling, for device installation trunking Rapid 80 type GS-A90130

St



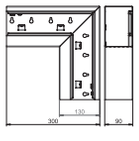

Type	Colour	Pack Piece	Weight kg/100 pc.	Item no.
GS-AFF90130RW	Pure white	1	152.000	6277530

Flat angle, falling, for changing the direction of the GS device installation trunking.

St

Sheet steel flat angle cover

Type	Colour	Pack Piece	Weight kg/100 pc.	Item no.
GS-OTFRW	Pure white	1	47.600	**6279860**

Cover for closing the flat angle of the Rapid 80 GS device installation trunking.

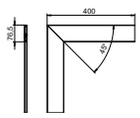



PVC

Flat angle cover, smooth

Type	Colour	Pack Piece	Weight kg/100 pc.	Item no.
GK-OTGFRW	Pure white	1	17.000	**6274490**

PVC flat angle cover, smooth surface.

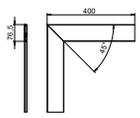



PC / ABS

Internal corner cover, for device installation trunking Rapid 80 type 70130

Type	Colour	Pack Piece	Weight kg/100 pc.	Item no.
GK-IH70130RW	Pure white	1	14.900	**6274440**

Internal corner cover made of halogen-free PC/ABS for changing the direction of Rapid 80 device installation trunking of the GK, GKH, GS and GA systems. The fittings can be variably adjusted between 85° and 95° and can be used in symmetrical and asymmetrical trunking.

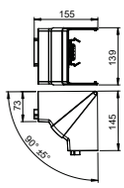



St

Internal corner, asymmetrical, for device installation trunking Rapid 80 type GS-A70130

Type	Colour	Pack Piece	Weight kg/100 pc.	Item no.
GS-AI70130RW	Pure white	1	57.000	**6277440**

Internal corner for direct installation on GS device installation trunking.

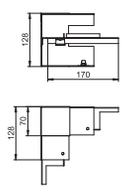



St

Internal corner, asymmetrical, for device installation trunking Rapid 80 type GS-A90130

Type	Colour	Pack Piece	Weight kg/100 pc.	Item no.
GS-AI90130RW	Pure white	1	77.000	**6277540**

Internal corner for direct installation on GS device installation trunking.

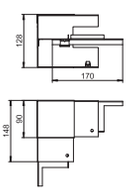



Trunking height 70 and 90 mm, trunking width 130 mm, asymmetrical

T piece, asymmetrical, for device installation trunking Rapid 80 type GS-A70130

St



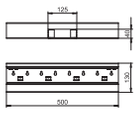

Type	Colour		Pack Piece	Weight kg/100 pc.	Item no.
GS-AT70130RW	Pure white		1	142.000	**6277460**

T piece suitable for direct wall mounting.

T piece, asymmetrical, for device installation trunking Rapid 80 type GS-A90130

St



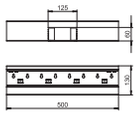

Type	Colour		Pack Piece	Weight kg/100 pc.	Item no.
GS-AT90130RW	Pure white		1	157.000	**6277560**

T piece suitable for direct wall mounting.

End piece, for device installation trunking Rapid 80 type GS-70130

St



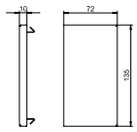

Type	Colour		Pack Piece	Weight kg/100 pc.	Item no.
GS-E70130RW	Pure white		1	10.800	**6277270**

End piece for GS device installation trunking.

End piece, for device installation trunking Rapid 80 type GS-90130

St



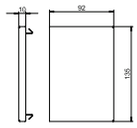

Type	Colour		Pack Piece	Weight kg/100 pc.	Item no.
GS-E90130RW	Pure white		1	13.800	**6277370**

End piece for GS device installation trunking.

Partition GS-TW70

St



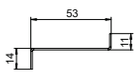

Type	Length mm	Suitable for trunking depth		Pack m	Weight kg/100 m	Item no.
GS-TW70	2000	70		2	58.650	**6277090**

Partition to divide the trunking for different voltage levels. Self-conducting contacting during mounting.

St

Partition GS-TW90

Type	Length mm	Suitable for trunking depth	Pack m	Weight kg/100 m	Item no.
GS-TW90	2000	90	2	74.400	**6277095**

Partition to divide the trunking for different voltage levels. Self-conducting contacting during mounting.

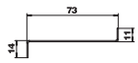



PC / ABS

Duct clamp KL80A

Type	Colour	Pack Piece	Weight kg/100 pc.	Item no.
KL80A	Light grey	20	0.685	**6288640**

Duct clamp for holding cables securely and for fastening the partition in Rapid 80 GK, GS and GA device installation trunking systems as well as in ISS service poles with a 76.5 mm system opening.

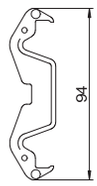



St G

Protective conductor connection bracket

Type	Surface	Pack Piece	Weight kg/100 pc.	Item no.
8AWR	Electrogalvanised	10	0.610	**6288704**

Protective conductor connection bracket to include steel and aluminium device installation trunking, service poles and system components of underfloor duct systems in the protective measure.
Clamping area: 2 x 1.5–4 mm²

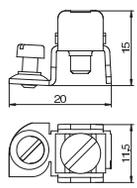



Trunking height 70 and 90 mm, trunking width 170 mm

Device installation trunking Rapid 80, trunking width 170, trunking height 70, symmetrical

St



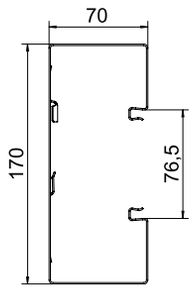

Type	Colour	Length mm	Pack m	Weight kg/100 m	Item no.
GS-S70170RW	Pure white	2000	2	352.000	**6277600**

GS device installation trunking for mounting on the wall or on fastening panels. The GS device installation trunking possesses self-contacting locking straps to accept a sheet steel partition. The equipotential bonding between the trunking bases takes place using the trunking coupling. The protective measure and the equipotential bonding is guaranteed between the cover and the base by the self-contacting trunking cover. The real system opening is 76.5 mm. The cover must be ordered separately.

Over-lengths of up to 3,000 mm for trunking bases and covers as well as other RAL colours can be provided on request. The visible surfaces of the painted device installation trunking are laminated.

Device installation trunking Rapid 80, trunking width 170, trunking height 90, symmetrical

St



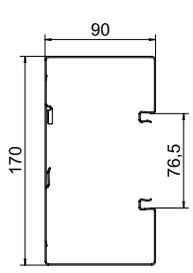

Type	Colour	Length mm	Pack m	Weight kg/100 m	Item no.
GS-S90170RW	Pure white	2000	2	384.000	**6277700**

GS device installation trunking for mounting on the wall or on fastening panels. The GS device installation trunking possesses self-contacting locking straps to accept a sheet steel partition. The equipotential bonding between the trunking bases takes place using the trunking coupling. The protective measure and the equipotential bonding is guaranteed between the cover and the base by the self-contacting trunking cover. The real system opening is 76.5 mm. The cover must be ordered separately.

Over-lengths of up to 3,000 mm for trunking bases and covers as well as other RAL colours can be provided on request. The visible surfaces of the painted device installation trunking are laminated.

Coupling GS-KUP70

VA



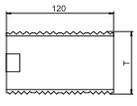

Type	Length mm	Pack PU	Weight kg/100 PUs	Item no.
GS-KUP70	120	1	6.400	**6277290**

Coupling for connecting the trunking bases. This creates the equipotential bonding between the trunking bases. The scope of delivery of a coupling includes 2 connection plates.

Coupling GS-KUP90

VA



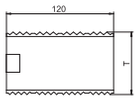

Type	Length mm	Pack PU	Weight kg/100 PUs	Item no.
GS-KUP90	120	1	8.200	**6277294**

Coupling for connecting the trunking bases. This creates the equipotential bonding between the trunking bases. The scope of delivery of a coupling includes 2 connection plates.

PA

Accessory mounting box 71GD6, single

Type	Colour	Pack Piece	Weight kg/100 pc.	Item no.
71GD6	Iron grey	5	5.600	6288610

Front locking accessory mounting box for switch systems, with folding, and also removable, base for time-saving cable connection, with feed openings for cable diameters of up to 14 mm. Halogen-free version.

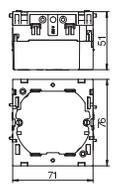



PA

Accessory mounting box 71GD7-2, double

Type	Colour	Pack Piece	Weight kg/100 pc.	Item no.
71GD7-2	Iron grey	2	8.200	6288608

Front locking accessory mounting box for standard switch ranges for the installation of two individual installation devices or a multiple protective contact socket. With unfolding, and also removable, base for time-saving cable connection and with feed openings for cable diameters of up to 14 mm. Halogen-free version.

Vertical fastening track 60 mm.

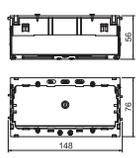



PA

7ZE strain relief

Type	Pack Piece	Weight kg/100 pc.	Item no.
7ZE	50	0.700	6288790

Strain relief with locking clips, suitable for the accessory mounting boxes 7GD... and 71GD... .

Cable clamping range to 14 mm.

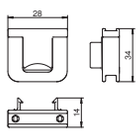



St

Trunking cover, sheet steel

Type	Colour	Length mm	Pack m	Weight kg/100 m	Item no.
GS-OTRW	Pure white	2000	2	65.000	6279850

Cover to close the device installation trunking GEK-S and GEK-A.

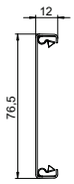



St

Trunking cover, sheet steel, 100 mm

Type	Colour	Length mm	Pack Piece	Weight kg/100 pc.	Item no.
GS-OTRW 100	Pure white	100	1	7.650	6286930

Sheet steel cover for closing the GS device installation trunking.

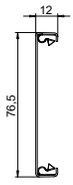



Trunking height 70 and 90 mm, trunking width 170 mm

Locking bracket RKV3V

St





Type		Pack Piece	Weight kg/100 pc.	Item no.
RKV3V		20	0.085	**6288700**

Locking bracket for the mechanical and electrical connection of trunking covers and trunking bases. Suitable for covers of Rapid 45, Rapid 80 and ISS systems.

Plastic trunking cover, smooth

PVC



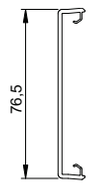

Type	Colour	Length mm		Pack m	Weight kg/100 m	Item no.
GK-OTGRW	Pure white	2000		2	27.500	**6278680**

Smooth trunking cover, for closing device installation trunking with 76.5 mm system opening.

Plastic trunking cover, fluted

PVC



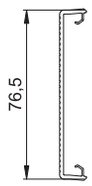

Type	Colour	Length mm		Pack m	Weight kg/100 m	Item no.
GK-OTKRW	Pure white	2000		2	27.000	**6278780**

Fluted trunking cover, for closing device installation trunking with 76.5 mm system opening.

Joint cover, trunking height 70 mm

St



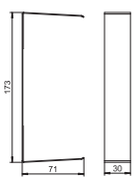

Type	Colour		Pack Piece	Weight kg/100 pc.	Item no.
G-SVS70170RW	Pure white		1	6.000	**6279768**

Joint cover to hide sawn trunking joint edges.

Joint cover, trunking height 90 mm

St



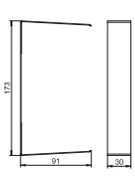

Type	Colour		Pack Piece	Weight kg/100 pc.	Item no.
G-SVS90170RW	Pure white		1	6.700	**6279784**

Joint cover to hide sawn trunking joint edges.

PC / ABS

External corner cover, for device installation trunking Rapid 80 type 70170

Type	Colour	Length mm	Pack Piece	Weight kg/100 pc.	Item no.
GK-AH70170RW	Pure white	130.5	1	20.490	6274610

External corner cover made of halogen-free PC/ABS for changing the direction of Rapid 80 device installation trunking of the GK, GKH, GS and GA systems. The fittings can be variably adjusted between 80° and 100° and can be used in symmetrical and asymmetrical trunking.

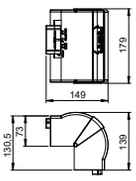



St

External corner, symmetrical, for device installation trunking Rapid 80 type GS-S70170

Type	Colour	Pack Piece	Weight kg/100 pc.	Item no.
GS-SA70170RW	Pure white	1	236.000	6277610

External corner for changing the direction of the GS device installation trunking.

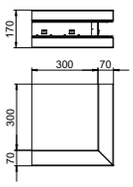



St

External corner, symmetrical, for device installation trunking Rapid 80 type GS-S90170

Type	Colour	Pack Piece	Weight kg/100 pc.	Item no.
GS-SA90170RW	Pure white	1	265.000	6277710

External corner for changing the direction of the GS device installation trunking.

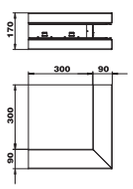



St

Sheet steel external corner cover

Type	Colour	Pack Piece	Weight kg/100 pc.	Item no.
GS-OTARW	Pure white	1	21.400	6279870

Cover to close the external corner of the Rapid 80 GS device installation trunking.

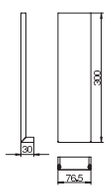



PVC

External corner cover, smooth

Type	Colour	Pack Piece	Weight kg/100 pc.	Item no.
GK-OTGARW	Pure white	1	9.500	6274790

PVC external corner cover, smooth surface.

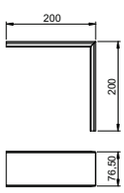



Trunking height 70 and 90 mm, trunking width 170 mm

Flat angle cover, for device installation trunking Rapid 80 type 70170

PC / ABS



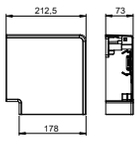

Type	Colour	Length mm	Pack Piece	Weight kg/100 pc.	Item no.
GK-FH70170RW	Pure white	212.5	1	26.150	6274620

Flat angle cover fitting made of halogen-free PC/ABS for simple creation of a rising or falling 90° change of direction with device installation trunking of the series Rapid 80 GK, GKH, GS and GA. The flat angle cover fitting can be used for symmetrical and asymmetrical trunking types.

Flat angle, symmetrical, for device installation trunking Rapid 80 type GS-S70170

St



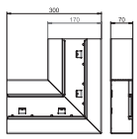

Type	Colour	Pack Piece	Weight kg/100 pc.	Item no.
GS-SFS70170RW	Pure white	1	152.000	6277620

Flat angle for changing the direction of the GS device installation trunking.

Flat angle, symmetrical, for device installation trunking Rapid 80 type GS-S90170

St



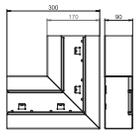

Type	Colour	Pack Piece	Weight kg/100 pc.	Item no.
GS-SFS90170RW	Pure white	1	167.000	6277720

Flat angle for changing the direction of the GS device installation trunking.

Sheet steel flat angle cover

St



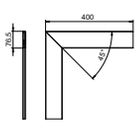

Type	Colour	Pack Piece	Weight kg/100 pc.	Item no.
GS-OTFRW	Pure white	1	47.600	6279860

Cover for closing the flat angle of the Rapid 80 GS device installation trunking.

Flat angle cover, smooth

PVC



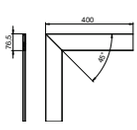

Type	Colour	Pack Piece	Weight kg/100 pc.	Item no.
GK-OTGFRW	Pure white	1	17.000	6274490

PVC flat angle cover, smooth surface.

PC / ABS

Internal corner cover, for device installation trunking Rapid 80 type 70170

Type	Colour	Pack Piece	Weight kg/100 pc.	Item no.
GK-IH70170RW	Pure white	1	16.300	6274640

Internal corner cover made of halogen-free PC/ABS for changing the direction of Rapid 80 device installation trunking of the GK, GKH, GS and GA systems. The fittings can be variably adjusted between 85° and 95° and can be used in symmetrical and asymmetrical trunking.

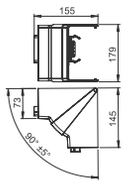



St

Internal corner, symmetrical, for device installation trunking Rapid 80 type GS-S70170

Type	Colour	Pack Piece	Weight kg/100 pc.	Item no.
GS-SI70170RW	Pure white	1	67.000	6277640

Internal corner for direct installation on GS device installation trunking.

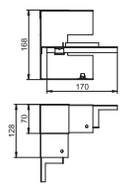



St

Internal corner, symmetrical, for device installation trunking Rapid 80 type GS-S90170

Type	Colour	Pack Piece	Weight kg/100 pc.	Item no.
GS-SI90170RW	Pure white	1	86.000	6277740

Internal corner for direct installation on GS device installation trunking.

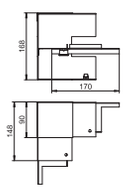



St

T piece, symmetrical, for device installation trunking Rapid 80 type GS-S70170

Type	Colour	Pack Piece	Weight kg/100 pc.	Item no.
GS-ST70170RW	Pure white	1	172.000	6277660

T piece suitable for direct wall mounting.

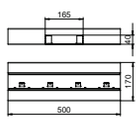



St

T piece, symmetrical, for device installation trunking Rapid 80 type GS-S90170

Type	Colour	Pack Piece	Weight kg/100 pc.	Item no.
GS-ST90170RW	Pure white	1	186.000	6277760

T piece suitable for direct wall mounting.

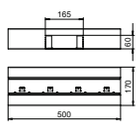



Trunking height 70 and 90 mm, trunking width 170 mm

End piece, for device installation trunking Rapid 80 type GS-70170

St



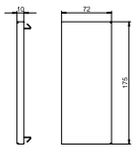

Type	Colour	Pack Piece	Weight kg/100 pc.	Item no.
GS-E70170RW	Pure white	1	12.900	**6277670**

End piece for GS device installation trunking.

End piece, for device installation trunking Rapid 80 type GS-90170

St



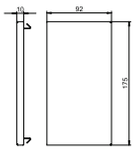

Type	Colour	Pack Piece	Weight kg/100 pc.	Item no.
GS-E90170RW	Pure white	1	16.300	**6277770**

End piece for GS device installation trunking.

Partition GS-TW70

St



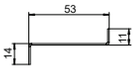

Type	Length mm	Suitable for trunking depth	Pack m	Weight kg/100 m	Item no.
GS-TW70	2000	70	2	58.650	**6277090**

Partition to divide the trunking for different voltage levels. Self-conducting contacting during mounting.

Partition GS-TW90

St



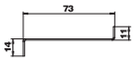

Type	Length mm	Suitable for trunking depth	Pack m	Weight kg/100 m	Item no.
GS-TW90	2000	90	2	74.400	**6277095**

Partition to divide the trunking for different voltage levels. Self-conducting contacting during mounting.

Duct clamp KL80A

PC / ABS



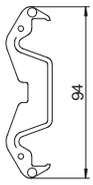

Type	Colour	Pack Piece	Weight kg/100 pc.	Item no.
KL80A	Light grey	20	0.685	**6288640**

Duct clamp for holding cables securely and for fastening the partition in Rapid 80 GK, GS and GA device installation trunking systems as well as in ISS service poles with a 76.5 mm system opening.

St G

Protective conductor connection bracket

Type	Surface		Pack Piece	Weight kg/100 pc.	Item no.
8AWR	Electrogalvanised		10	0.610	**6288704**

Protective conductor connection bracket to include steel and aluminium device installation trunking, service poles and system components of underfloor duct systems in the protective measure.
Clamping area: 2 x 1.5–4 mm²

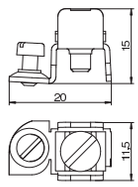



Trunking height 70 and 90 mm, trunking width 170 mm, asymmetrical

Device installation trunking Rapid 80, trunking width 170, trunking height 70, asymmetrical

St



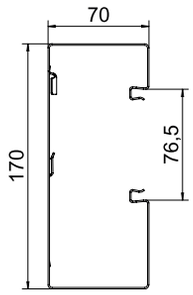

Type	Colour	Length mm	Pack m	Weight kg/100 m	Item no.
GS-A70170RW	Pure white	2000	2	352.000	**6277800**

GS device installation trunking for mounting on the wall or on fastening panels. The GS device installation trunking possesses self-contacting locking straps to accept a sheet steel partition. The equipotential bonding between the trunking bases takes place using the trunking coupling. The protective measure and the equipotential bonding is guaranteed between the cover and the base by the self-contacting trunking cover. The real system opening is 76.5 mm. The cover must be ordered separately.

Overlengths up to 3,000 mm for trunking bases and covers as well as other RAL colours can be provided on request. The visible surfaces of the painted device installation trunking are laminated.

Device installation trunking Rapid 80, trunking width 170, trunking height 90, asymmetrical

St



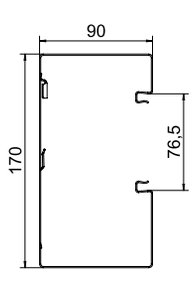

Type	Colour	Length mm	Pack m	Weight kg/100 m	Item no.
GS-A90170RW	Pure white	2000	2	384.000	**6277900**

GS device installation trunking for mounting on the wall or on fastening panels. The GS device installation trunking possesses self-contacting locking straps to accept a sheet steel partition. The equipotential bonding between the trunking bases takes place using the trunking coupling. The protective measure and the equipotential bonding is guaranteed between the cover and the base by the self-contacting trunking cover. The real system opening is 76.5 mm. The cover must be ordered separately.

Overlengths up to 3,000 mm for trunking bases and covers as well as other RAL colours can be provided on request. The visible surfaces of the painted device installation trunking are laminated.

Coupling GS-KUP70

VA



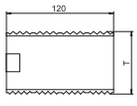

Type	Length mm	Pack PU	Weight kg/100 PUs	Item no.
GS-KUP70	120	1	6.400	**6277290**

Coupling for connecting the trunking bases. This creates the equipotential bonding between the trunking bases. The scope of delivery of a coupling includes 2 connection plates.

Coupling GS-KUP90

VA



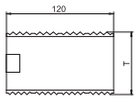

Type	Length mm	Pack PU	Weight kg/100 PUs	Item no.
GS-KUP90	120	1	8.200	**6277294**

Coupling for connecting the trunking bases. This creates the equipotential bonding between the trunking bases. The scope of delivery of a coupling includes 2 connection plates.

PA

Accessory mounting box 71GD6, single

Type	Colour	Pack Piece	Weight kg/100 pc.	Item no.
71GD6	Iron grey	5	5.600	6288610

Front locking accessory mounting box for switch systems, with folding, and also removable, base for time-saving cable connection, with feed openings for cable diameters of up to 14 mm. Halogen-free version.

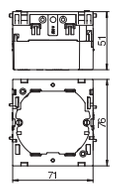



PA

Accessory mounting box 71GD7-2, double

Type	Colour	Pack Piece	Weight kg/100 pc.	Item no.
71GD7-2	Iron grey	2	8.200	6288608

Front locking accessory mounting box for standard switch ranges for the installation of two individual installation devices or a multiple protective contact socket. With unfolding, and also removable, base for time-saving cable connection and with feed openings for cable diameters of up to 14 mm. Halogen-free version.
Vertical fastening track 60 mm.

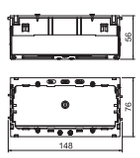



PA

7ZE strain relief

Type	Pack Piece	Weight kg/100 pc.	Item no.
7ZE	50	0.700	6288790

Strain relief with locking clips, suitable for the accessory mounting boxes 7GD... and 71GD... .
Cable clamping range to 14 mm.

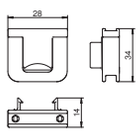



St

Trunking cover, sheet steel

Type	Colour	Length mm	Pack m	Weight kg/100 m	Item no.
GS-OTRW	Pure white	2000	2	65.000	6279850

Cover to close the device installation trunking GEK-S and GEK-A.

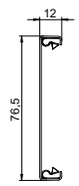



St

Trunking cover, sheet steel, 100 mm

Type	Colour	Length mm	Pack Piece	Weight kg/100 pc.	Item no.
GS-OTRW 100	Pure white	100	1	7.650	6286930

Sheet steel cover for closing the GS device installation trunking.

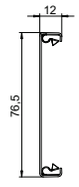



Trunking height 70 and 90 mm, trunking width 170 mm, asymmetrical

Locking bracket RKV3V

St





Type		Pack Piece	Weight kg/100 pc.	Item no.
RKV3V		20	0.085	**6288700**

Locking bracket for the mechanical and electrical connection of trunking covers and trunking bases. Suitable for covers of Rapid 45, Rapid 80 and ISS systems.

Plastic trunking cover, smooth

PVC



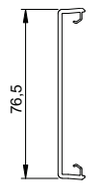

Type	Colour	Length mm		Pack m	Weight kg/100 m	Item no.
GK-OTGRW	Pure white	2000		2	27.500	**6278680**

Smooth trunking cover, for closing device installation trunking with 76.5 mm system opening.

Plastic trunking cover, fluted

PVC



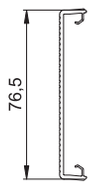

Type	Colour	Length mm		Pack m	Weight kg/100 m	Item no.
GK-OTKRW	Pure white	2000		2	27.000	**6278780**

Fluted trunking cover, for closing device installation trunking with 76.5 mm system opening.

Joint cover, trunking height 70 mm

St



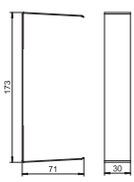

Type	Colour		Pack Piece	Weight kg/100 pc.	Item no.
G-SVS70170RW	Pure white		1	6.000	**6279768**

Joint cover to hide sawn trunking joint edges.

Joint cover, trunking height 90 mm

St



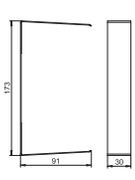

Type	Colour		Pack Piece	Weight kg/100 pc.	Item no.
G-SVS90170RW	Pure white		1	6.700	**6279784**

Joint cover to hide sawn trunking joint edges.

PC / ABS

External corner cover, for device installation trunking Rapid 80 type 70170

Type	Colour	Length mm	Pack Piece	Weight kg/100 pc.	Item no.
GK-AH70170RW	Pure white	130.5	1	20.490	6274610

External corner cover made of halogen-free PC/ABS for changing the direction of Rapid 80 device installation trunking of the GK, GKH, GS and GA systems. The fittings can be variably adjusted between 80° and 100° and can be used in symmetrical and asymmetrical trunking.

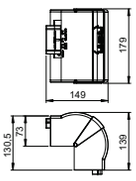



St

External corner, asymmetrical, for device installation trunking Rapid 80 type GS-A70170

Type	Colour	Pack Piece	Weight kg/100 pc.	Item no.
GS-AA70170RW	Pure white	1	237.000	6277810

External corner for changing the direction of the GS device installation trunking.

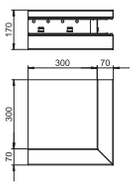



St

External corner, asymmetrical, for device installation trunking Rapid 80 type GS-A90170

Type	Colour	Pack Piece	Weight kg/100 pc.	Item no.
GS-AA90170RW	Pure white	1	265.000	6277910

External corner for changing the direction of the GS device installation trunking.

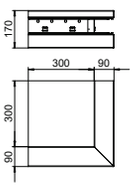



St

Sheet steel external corner cover

Type	Colour	Pack Piece	Weight kg/100 pc.	Item no.
GS-OTARW	Pure white	1	21.400	6279870

Cover to close the external corner of the Rapid 80 GS device installation trunking.

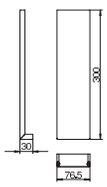



PVC

External corner cover, smooth

Type	Colour	Pack Piece	Weight kg/100 pc.	Item no.
GK-OTGARW	Pure white	1	9.500	6274790

PVC external corner cover, smooth surface.

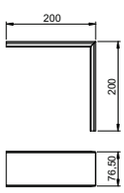



Trunking height 70 and 90 mm, trunking width 170 mm, asymmetrical

Flat angle cover, for device installation trunking Rapid 80 type 70170

PC / ABS



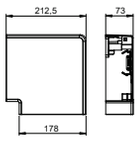

Type	Colour	Length mm	Pack Piece	Weight kg/100 pc.	Item no.
GK-FH70170RW	Pure white	212.5	1	26.150	6274620

Flat angle cover fitting made of halogen-free PC/ABS for simple creation of a rising or falling 90° change of direction with device installation trunking of the series Rapid 80 GK, GKH, GS and GA. The flat angle cover fitting can be used for symmetrical and asymmetrical trunking types.

Flat angle, asymmetrical, rising, for device installation trunking Rapid 80 type GS-A70170

St



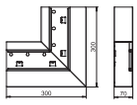

Type	Colour	Pack Piece	Weight kg/100 pc.	Item no.
GS-AFS70170RW	Pure white	1	152.000	6277820

Flat angle, rising, for changing the direction of the GS device installation trunking.

Flat angle, asymmetrical, rising, for device installation trunking Rapid 80 type GS-A90170

St



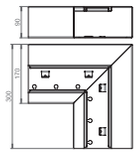

Type	Colour	Pack Piece	Weight kg/100 pc.	Item no.
GS-AFS90170RW	Pure white	1	167.000	6277920

Flat angle, rising, for changing the direction of the GS device installation trunking.

Flat angle, asymmetrical, falling, for device installation trunking Rapid 80 type GS-A70170

St



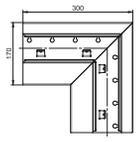

Type	Colour	Pack Piece	Weight kg/100 pc.	Item no.
GS-AFF70170RW	Pure white	1	152.000	6277830

Flat angle, falling, for changing the direction of the GS device installation trunking.

Flat angle, asymmetrical, falling, for device installation trunking Rapid 80 type GS-A90170

St



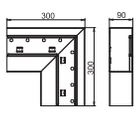

Type	Colour	Pack Piece	Weight kg/100 pc.	Item no.
GS-AFF90170RW	Pure white	1	167.000	6277930

Flat angle, falling, for changing the direction of the GS device installation trunking.

St

Sheet steel flat angle cover

Type	Colour	Pack Piece	Weight kg/100 pc.	Item no.
GS-OTFRW	Pure white	1	47.600	**6279860**

Cover for closing the flat angle of the Rapid 80 GS device installation trunking.

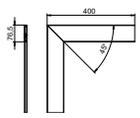



PVC

Flat angle cover, smooth

Type	Colour	Pack Piece	Weight kg/100 pc.	Item no.
GK-OTGFRW	Pure white	1	17.000	**6274490**

PVC flat angle cover, smooth surface.

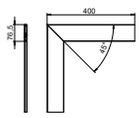



PC / ABS

Internal corner cover, for device installation trunking Rapid 80 type 70170

Type	Colour	Pack Piece	Weight kg/100 pc.	Item no.
GK-IH70170RW	Pure white	1	16.300	**6274640**

Internal corner cover made of halogen-free PC/ABS for changing the direction of Rapid 80 device installation trunking of the GK, GKH, GS and GA systems. The fittings can be variably adjusted between 85° and 95° and can be used in symmetrical and asymmetrical trunking.

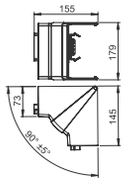



St

Internal corner, asymmetrical, for device installation trunking Rapid 80 type GS-A70170

Type	Colour	Pack Piece	Weight kg/100 pc.	Item no.
GS-AI70170RW	Pure white	1	67.000	**6277840**

Internal corner for direct installation on GS device installation trunking.

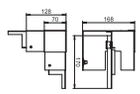



St

Internal corner, asymmetrical, for device installation trunking Rapid 80 type GS-A90170

Type	Colour	Pack Piece	Weight kg/100 pc.	Item no.
GS-AI90170RW	Pure white	1	86.000	**6277940**

Internal corner for direct installation on GS device installation trunking.

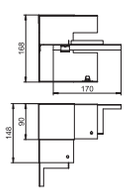



Trunking height 70 and 90 mm, trunking width 170 mm, asymmetrical

T piece, asymmetrical, for device installation trunking Rapid 80 type GS-A70170

St



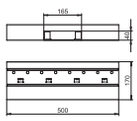

Type	Colour		Pack Piece	Weight kg/100 pc.	Item no.
GS-AT70170RW	Pure white		1	172.000	**6277860**

T piece suitable for direct wall mounting.

T piece, asymmetrical, for device installation trunking Rapid 80 type GS-A90170

St



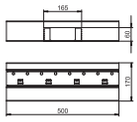

Type	Colour		Pack Piece	Weight kg/100 pc.	Item no.
GS-AT90170RW	Pure white		1	186.000	**6277960**

T piece suitable for direct wall mounting.

End piece, for device installation trunking Rapid 80 type GS-70170

St



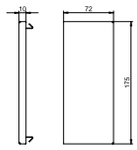

Type	Colour		Pack Piece	Weight kg/100 pc.	Item no.
GS-E70170RW	Pure white		1	12.900	**6277670**

End piece for GS device installation trunking.

End piece, for device installation trunking Rapid 80 type GS-90170

St



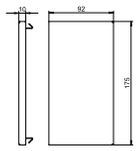

Type	Colour		Pack Piece	Weight kg/100 pc.	Item no.
GS-E90170RW	Pure white		1	16.300	**6277770**

End piece for GS device installation trunking.

Partition GS-TW70

St



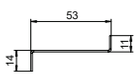

Type	Length mm	Suitable for trunking depth		Pack m	Weight kg/100 m	Item no.
GS-TW70	2000	70		2	58.650	**6277090**

Partition to divide the trunking for different voltage levels. Self-conducting contacting during mounting.

St

Partition GS-TW90

Type	Length mm	Suitable for trunking depth	Pack m	Weight kg/100 m	Item no.
GS-TW90	2000	90	2	74.400	6277095

Partition to divide the trunking for different voltage levels. Self-conducting contacting during mounting.

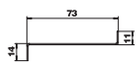



PC / ABS

Duct clamp KL80A

Type	Colour	Pack Piece	Weight kg/100 pc.	Item no.
KL80A	Light grey	20	0.685	6288640

Duct clamp for holding cables securely and for fastening the partition in Rapid 80 GK, GS and GA device installation trunking systems as well as in ISS service poles with a 76.5 mm system opening.

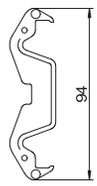



St G

Protective conductor connection bracket

Type	Surface	Pack Piece	Weight kg/100 pc.	Item no.
8AWR	Electrogalvanised	10	0.610	6288704

Protective conductor connection bracket to include steel and aluminium device installation trunking, service poles and system components of underfloor duct systems in the protective measure.
Clamping area: 2 x 1.5–4 mm²

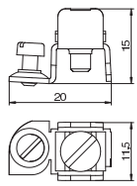



Device installation trunking Rapid 80, trunking width 170, trunking height 70, asymmetrical, double

St



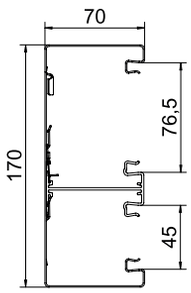

Type	Colour	Length mm	Pack m	Weight kg/100 m	Item no.
GS-D70170RW	Pure white	2000	2	382.000	**6278200**

GS device installation trunking for mounting on the wall or on fastening panels. The GS device installation trunking possesses self-contacting locking straps to accept a sheet steel partition. The equipotential bonding between the trunking bases takes place using the trunking coupling. The protective measure and the equipotential bonding is guaranteed between the cover and the base by the self-contacting trunking cover. The real system opening for device installation is 76.5 mm. The second trunking track with a system opening of 45 mm is used for cable routing. Installation of Modul 45 switching and connection devices is not possible here. The cover must be ordered separately.

Over-lengths up to 3,000 mm for trunking bases and covers as well as other RAL colours can be provided on request. The visible surfaces of the painted device installation trunking are laminated.

Device installation trunking Rapid 80, trunking width 170, trunking height 90, asymmetrical, double

St



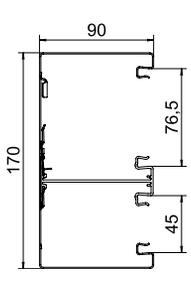

Type	Colour	Length mm	Pack m	Weight kg/100 m	Item no.
GS-D90170RW	Pure white	2000	2	423.300	**6278300**

GS device installation trunking for mounting on the wall or on fastening panels. The GS device installation trunking possesses self-contacting locking straps to accept a sheet steel partition. The equipotential bonding between the trunking bases takes place using the trunking coupling. The protective measure and the equipotential bonding is guaranteed between the cover and the base by the self-contacting trunking cover. The real system opening for device installation is 76.5 mm. The second trunking track with a system opening of 45 mm is used for cable routing. Installation of Modul 45 switching and connection devices is not possible here. The cover must be ordered separately.

Overlengths up to 3,000 mm for trunking bases and covers as well as other RAL colours can be provided on request. The visible surfaces of the painted device installation trunking are laminated.

Coupling GS-KUP70

VA



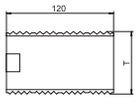

Type	Length mm	Pack PU	Weight kg/100 PUs	Item no.
GS-KUP70	120	1	6.400	**6277290**

Coupling for connecting the trunking bases. This creates the equipotential bonding between the trunking bases. The scope of delivery of a coupling includes 2 connection plates.

Coupling GS-KUP90

VA



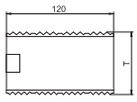

Type	Length mm	Pack PU	Weight kg/100 PUs	Item no.
GS-KUP90	120	1	8.200	**6277294**

Coupling for connecting the trunking bases. This creates the equipotential bonding between the trunking bases. The scope of delivery of a coupling includes 2 connection plates.

PA

Accessory mounting box 71GD6, single

Type	Colour	Pack Piece	Weight kg/100 pc.	Item no.
71GD6	Iron grey	5	5.600	6288610

Front locking accessory mounting box for switch systems, with folding, and also removable, base for time-saving cable connection, with feed openings for cable diameters of up to 14 mm. Halogen-free version.

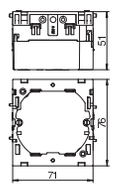



PA

Accessory mounting box 71GD7-2, double

Type	Colour	Pack Piece	Weight kg/100 pc.	Item no.
71GD7-2	Iron grey	2	8.200	6288608

Front locking accessory mounting box for standard switch ranges for the installation of two individual installation devices or a multiple protective contact socket. With unfolding, and also removable, base for time-saving cable connection and with feed openings for cable diameters of up to 14 mm. Halogen-free version.

Vertical fastening track 60 mm.

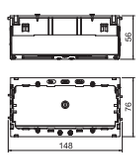



PA

7ZE strain relief

Type	Pack Piece	Weight kg/100 pc.	Item no.
7ZE	50	0.700	6288790

Strain relief with locking clips, suitable for the accessory mounting boxes 7GD... and 71GD... .

Cable clamping range to 14 mm.

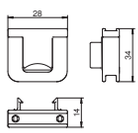



St

Trunking cover, sheet steel

Type	Colour	Length mm	Pack m	Weight kg/100 m	Item no.
GS-OTRW	Pure white	2000	2	65.000	6279850

Cover to close the device installation trunking GEK-S and GEK-A.

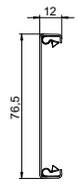



St

Trunking cover, sheet steel, 100 mm

Type	Colour	Length mm	Pack Piece	Weight kg/100 pc.	Item no.
GS-OTRW 100	Pure white	100	1	7.650	6286930

Sheet steel cover for closing the GS device installation trunking.

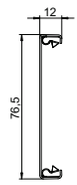



Trunking height 70 and 90 mm, trunking width 170 mm, duoduct

Sheet steel trunking cover, 50 mm system opening

St



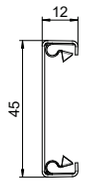

Type	Colour	Length mm	Pack m	Weight kg/100 m	Item no.
GS-OT50RW	Pure white	2000	2	45.550	6279880

Sheet steel cover for closing the GS device installation trunking.
Sheet steel version.

Locking bracket RKV3V

St



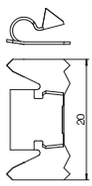

Type	Pack Piece	Weight kg/100 pc.	Item no.
RKV3V	20	0.085	6288700

Locking bracket for the mechanical and electrical connection of trunking covers and trunking bases. Suitable for covers of Rapid 45, Rapid 80 and ISS systems.

Joint cover, trunking height 70 mm

St



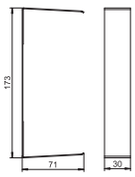

Type	Colour	Pack Piece	Weight kg/100 pc.	Item no.
G-SVS70170RW	Pure white	1	6.000	6279768

Joint cover to hide sawn trunking joint edges.

Joint cover, trunking height 90 mm

St



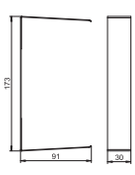

Type	Colour	Pack Piece	Weight kg/100 pc.	Item no.
G-SVS90170RW	Pure white	1	6.700	6279784

Joint cover to hide sawn trunking joint edges.

External corner cover, for device installation trunking Rapid 80 type 70170

PC / ABS



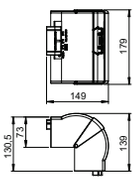

Type	Colour	Length mm	Pack Piece	Weight kg/100 pc.	Item no.
GK-AH70170RW	Pure white	130.5	1	20.490	6274610

External corner cover made of halogen-free PC/ABS for changing the direction of Rapid 80 device installation trunking of the GK, GKH, GS and GA systems. The fittings can be variably adjusted between 80° and 100° and can be used in symmetrical and asymmetrical trunking.

St

External corner, asymmetrical, double, for device installation trunking Rapid 80 type GS-D70170

Type	Colour	Pack Piece	Weight kg/100 pc.	Item no.
GS-DA70170RW	Pure white	1	270.000	6278210

External corner for changing the direction of the GS device installation trunking.

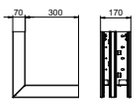



St

External corner, asymmetrical, double, for device installation trunking Rapid 80 type GS-D90170

Type	Colour	Pack Piece	Weight kg/100 pc.	Item no.
GS-DA90170RW	Pure white	1	312.000	6278310

External corner for changing the direction of the GS device installation trunking.

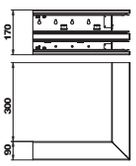



St

Sheet steel external corner cover

Type	Colour	Pack Piece	Weight kg/100 pc.	Item no.
GS-OTARW	Pure white	1	21.400	6279870

Cover to close the external corner of the Rapid 80 GS device installation trunking.

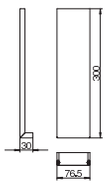



St

Sheet steel external corner cover, 50 mm system opening

Type	Colour	Pack Piece	Weight kg/100 pc.	Item no.
GS-OT50ARW	Pure white	1	14.700	6279890

Sheet steel external corner cover for the 50 mm system opening.

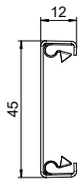



PC / ABS

Flat angle cover, for device installation trunking Rapid 80 type 70170

Type	Colour	Length mm	Pack Piece	Weight kg/100 pc.	Item no.
GK-FH70170RW	Pure white	212.5	1	26.150	6274620

Flat angle cover fitting made of halogen-free PC/ABS for simple creation of a rising or falling 90° change of direction with device installation trunking of the series Rapid 80 GK, GKH, GS and GA. The flat angle cover fitting can be used for symmetrical and asymmetrical trunking types.

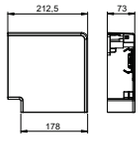



Trunking height 70 and 90 mm, trunking width 170 mm, duoduct

Flat angle, asymmetrical, rising, double, for device installation trunking Rapid 80 type GS-D70170

St



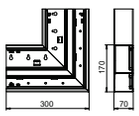

Type	Colour	Pack Piece	Weight kg/100 pc.	Item no.
GS-DFS70170RW	Pure white	1	180.000	6278220

Flat angle, rising, for changing the direction of the GS device installation trunking.

Flat angle, asymmetrical, rising, double, for device installation trunking Rapid 80 type GS-D90170

St



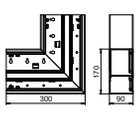

Type	Colour	Pack Piece	Weight kg/100 pc.	Item no.
GS-DFS90170RW	Pure white	1	203.000	6278320

Flat angle, rising, for changing the direction of the GS device installation trunking.

Flat angle, asymmetrical, falling, double, for device installation trunking Rapid 80 type GS-D70170

St



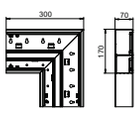

Type	Colour	Pack Piece	Weight kg/100 pc.	Item no.
GS-DFF70170RW	Pure white	1	175.000	6278230

Flat angle, falling, for changing the direction of the GS device installation trunking.

Flat angle, asymmetrical, falling, double, for device installation trunking Rapid 80 type GS-90170

St



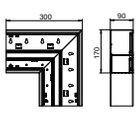

Type	Colour	Pack Piece	Weight kg/100 pc.	Item no.
GS-DFF90170RW	Pure white	1	196.600	6278330

Flat angle, falling, for changing the direction of the GS device installation trunking.

Sheet steel flat angle cover

St



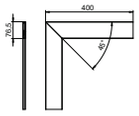

Type	Colour	Pack Piece	Weight kg/100 pc.	Item no.
GS-OTFRW	Pure white	1	47.600	6279860

Cover for closing the flat angle of the Rapid 80 GS device installation trunking.

St

Sheet steel flat angle cover, 50 mm system opening

Type	Colour	Pack Piece	Weight kg/100 pc.	Item no.
GS-OT50FRW	Pure white	1	34.400	6279990

Sheet steel flat angle cover for 50 mm system opening.

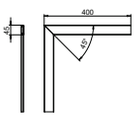



PC / ABS

Internal corner cover, for device installation trunking Rapid 80 type 70170

Type	Colour	Pack Piece	Weight kg/100 pc.	Item no.
GK-IH70170RW	Pure white	1	16.300	6274640

Internal corner cover made of halogen-free PC/ABS for changing the direction of Rapid 80 device installation trunking of the GK, GKH, GS and GA systems. The fittings can be variably adjusted between 85° and 95° and can be used in symmetrical and asymmetrical trunking.

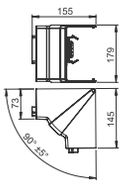



St

Internal corner, asymmetrical, double, for device installation trunking Rapid 80 type GS-D70170

Type	Colour	Pack Piece	Weight kg/100 pc.	Item no.
GS-DI70170RW	Pure white	1	63.000	6278240

Internal corner for direct installation on GS device installation trunking.

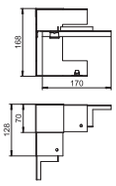



St

Internal corner, asymmetrical, double, for Rapid 80 device installation trunking, type GS-D90170

Type	Colour	Pack Piece	Weight kg/100 pc.	Item no.
GS-DI90170RW	Pure white	1	71.000	6278340

Internal corner for direct installation on GS device installation trunking.

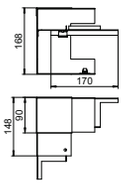



St

T piece, asymmetrical, double, for device installation trunking Rapid 80 type GS-D70170

Type	Colour	Pack Piece	Weight kg/100 pc.	Item no.
GS-DT70170RW	Pure white	1	188.100	6278260

T piece suitable for direct wall mounting.

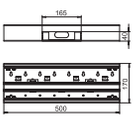



T piece, asymmetrical, double, for device installation trunking Rapid 80 type GS-D90170

St



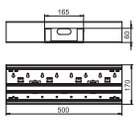

Type	Colour	Pack Piece	Weight kg/100 pc.	Item no.
GS-DT90170RW	Pure white	1	207.000	**6278360**

T piece suitable for direct wall mounting.

End piece, for device installation trunking Rapid 80 type GS-70170

St



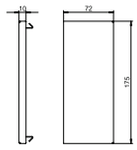

Type	Colour	Pack Piece	Weight kg/100 pc.	Item no.
GS-E70170RW	Pure white	1	12.900	**6277670**

End piece for GS device installation trunking.

End piece, for device installation trunking Rapid 80 type GS-90170

St



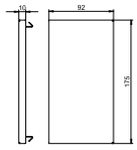

Type	Colour	Pack Piece	Weight kg/100 pc.	Item no.
GS-E90170RW	Pure white	1	16.300	**6277770**

End piece for GS device installation trunking.

Partition GS-TW70

St



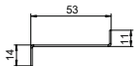

Type	Length mm	Suitable for trunking depth	Pack m	Weight kg/100 m	Item no.
GS-TW70	2000	70	2	58.650	**6277090**

Partition to divide the trunking for different voltage levels. Self-conducting contacting during mounting.

Partition GS-TW90

St



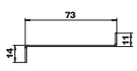

Type	Length mm	Suitable for trunking depth	Pack m	Weight kg/100 m	Item no.
GS-TW90	2000	90	2	74.400	**6277095**

Partition to divide the trunking for different voltage levels. Self-conducting contacting during mounting.

PC / ABS

Duct clamp KL80A

Type	Colour	Pack Piece	Weight kg/100 pc.	Item no.
KL80A	Light grey	20	0.685	6288640

Duct clamp for holding cables securely and for fastening the partition in Rapid 80 GK, GS and GA device installation trunking systems as well as in ISS service poles with a 76.5 mm system opening.

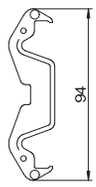



St G

Protective conductor connection bracket

Type	Surface	Pack Piece	Weight kg/100 pc.	Item no.
8AWR	Electrogalvanised	10	0.610	6288704

Protective conductor connection bracket to include steel and aluminium device installation trunking, service poles and system components of underfloor duct systems in the protective measure.
Clamping area: 2 x 1.5–4 mm²

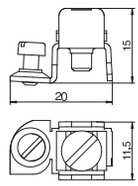



Trunking height 70 and 90 mm, trunking width 210 mm, asymmetrical

Device installation trunking Rapid 80, trunking width 210, trunking height 70, asymmetrical

St



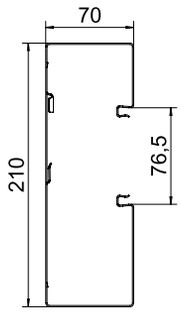

Type	Colour	Length mm	Pack m	Weight kg/100 m	Item no.
GS-A70210RW	Pure white	2000	2	415.000	**6278000**

GS device installation trunking for mounting on the wall or on fastening panels. The GS device installation trunking possesses self-contacting locking straps to accept a sheet steel partition. The equipotential bonding between the trunking bases takes place using the trunking coupler. The protective measure and the equipotential bonding is guaranteed between the cover and the base by the self-contacting trunking cover. The real system opening is 76.5 mm. The cover must be ordered separately.

Over-lengths up to 3,000 mm for trunking bases and covers as well as other RAL colours can be provided on request. The visible surfaces of the painted device installation trunking are laminated.

Device installation trunking Rapid 80, trunking width 210, trunking height 90, asymmetrical

St



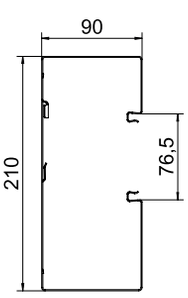

Type	Colour	Length mm	Pack m	Weight kg/100 m	Item no.
GS-A90210RW	Pure white	2000	2	447.000	**6278100**

GS device installation trunking for mounting on the wall or on fastening panels. The GS device installation trunking possesses self-contacting locking straps to accept a sheet steel partition. The equipotential bonding between the trunking bases takes place using the trunking coupler. The protective measure and the equipotential bonding is guaranteed between the cover and the base by the self-contacting trunking cover. The real system opening is 76.5 mm. The cover must be ordered separately.

Over-lengths up to 3,000 mm for trunking bases and covers as well as other RAL colours can be provided on request. The visible surfaces of the painted device installation trunking are laminated.

Coupling GS-KUP70

VA



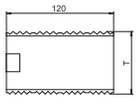

Type	Length mm	Pack PU	Weight kg/100 PUs	Item no.
GS-KUP70	120	1	6.400	**6277290**

Coupling for connecting the trunking bases. This creates the equipotential bonding between the trunking bases. The scope of delivery of a coupling includes 2 connection plates.

Coupling GS-KUP90

VA



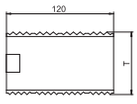

Type	Length mm	Pack PU	Weight kg/100 PUs	Item no.
GS-KUP90	120	1	8.200	**6277294**

Coupling for connecting the trunking bases. This creates the equipotential bonding between the trunking bases. The scope of delivery of a coupling includes 2 connection plates.

PA

Accessory mounting box 71GD6, single

Type	Colour	Pack Piece	Weight kg/100 pc.	Item no.
71GD6	Iron grey	5	5.600	6288610

Front locking accessory mounting box for switch systems, with folding, and also removable, base for time-saving cable connection, with feed openings for cable diameters of up to 14 mm. Halogen-free version.

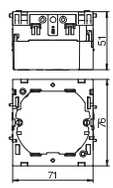



PA

Accessory mounting box 71GD7-2, double

Type	Colour	Pack Piece	Weight kg/100 pc.	Item no.
71GD7-2	Iron grey	2	8.200	6288608

Front locking accessory mounting box for standard switch ranges for the installation of two individual installation devices or a multiple protective contact socket. With unfolding, and also removable, base for time-saving cable connection and with feed openings for cable diameters of up to 14 mm. Halogen-free version.
Vertical fastening track 60 mm.

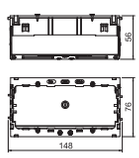



PA

7ZE strain relief

Type	Pack Piece	Weight kg/100 pc.	Item no.
7ZE	50	0.700	6288790

Strain relief with locking clips, suitable for the accessory mounting boxes 7GD... and 71GD... .
Cable clamping range to 14 mm.

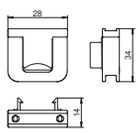



St

Trunking cover, sheet steel

Type	Colour	Length mm	Pack m	Weight kg/100 m	Item no.
GS-OTRW	Pure white	2000	2	65.000	6279850

Cover to close the device installation trunking GEK-S and GEK-A.

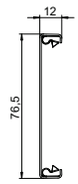



St

Trunking cover, sheet steel, 100 mm

Type	Colour	Length mm	Pack Piece	Weight kg/100 pc.	Item no.
GS-OTRW 100	Pure white	100	1	7.650	6286930

Sheet steel cover for closing the GS device installation trunking.

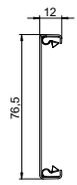



Trunking height 70 and 90 mm, trunking width 210 mm, asymmetrical

Locking bracket RKV3V

St





Type		Pack Piece	Weight kg/100 pc.	Item no.
RKV3V		20	0.085	**6288700**

Locking bracket for the mechanical and electrical connection of trunking covers and trunking bases. Suitable for covers of Rapid 45, Rapid 80 and ISS systems.

Plastic trunking cover, smooth

PVC



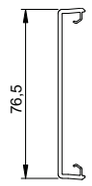

Type	Colour	Length mm		Pack m	Weight kg/100 m	Item no.
GK-OTGRW	Pure white	2000		2	27.500	**6278680**

Smooth trunking cover, for closing device installation trunking with 76.5 mm system opening.

Plastic trunking cover, fluted

PVC



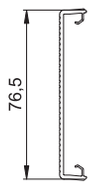

Type	Colour	Length mm		Pack m	Weight kg/100 m	Item no.
GK-OTKRW	Pure white	2000		2	27.000	**6278780**

Fluted trunking cover, for closing device installation trunking with 76.5 mm system opening.

Joint cover, trunking height 70 mm

St



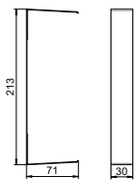

Type	Colour		Pack Piece	Weight kg/100 pc.	Item no.
G-SVS70210RW	Pure white		1	6.700	**6279772**

Joint cover to hide sawn trunking joint edges.

Joint cover, trunking height 90 mm

St



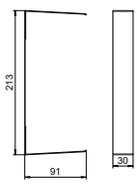

Type	Colour		Pack Piece	Weight kg/100 pc.	Item no.
G-SVS90210RW	Pure white		1	7.500	**6279788**

Joint cover to hide sawn trunking joint edges.

PC / ABS

External corner cover, for device installation trunking Rapid 80 type 70210

Type	Colour	Length mm	Pack Piece	Weight kg/100 pc.	Item no.
GK-AH70210RW	Pure white	130.5	1	20.700	6273910

External corner cover made of halogen-free PC/ABS for changing the direction of Rapid 80 device installation trunking of the GK, GKH, GS and GA systems. The fittings can be variably adjusted between 80° and 100° and can be used in symmetrical and asymmetrical trunking.

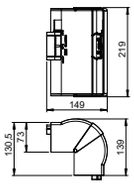



St

External corner, asymmetrical, for device installation trunking Rapid 80 type GS-A70210

Type	Colour	Pack Piece	Weight kg/100 pc.	Item no.
GS-AA70210RW	Pure white	1	279.000	6278010

External corner for changing the direction of the GS device installation trunking.

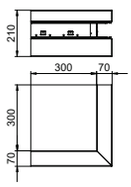



St

External corner, asymmetrical, for device installation trunking Rapid 80 type GS-A90210

Type	Colour	Pack Piece	Weight kg/100 pc.	Item no.
GS-AA90210RW	Pure white	1	309.000	6278110

External corner for changing the direction of the GS device installation trunking.

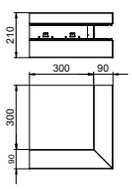



St

Sheet steel external corner cover

Type	Colour	Pack Piece	Weight kg/100 pc.	Item no.
GS-OTARW	Pure white	1	21.400	6279870

Cover to close the external corner of the Rapid 80 GS device installation trunking.

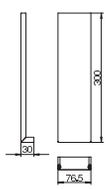



PVC

External corner cover, smooth

Type	Colour	Pack Piece	Weight kg/100 pc.	Item no.
GK-OTGARW	Pure white	1	9.500	6274790

PVC external corner cover, smooth surface.

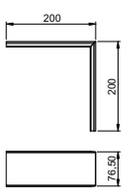



Trunking height 70 and 90 mm, trunking width 210 mm, asymmetrical

Flat angle hood, for device installation trunking Rapid 80 type 70210

PC / ABS



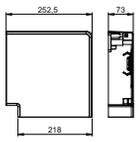

Type	Colour	Pack Piece	Weight kg/100 pc.	Item no.
GK-FH70210RW	Pure white	1	26.600	**6273920**

Flat angle cover fitting made of halogen-free PC/ABS for simple creation of a rising or falling 90° change of direction with device installation trunking of the series Rapid 80 GK, GKH, GS and GA. The flat angle cover fitting can be used for symmetrical and asymmetrical trunking types.

Flat angle, asymmetrical, rising, for device installation trunking Rapid 80 type GS-A70210

St



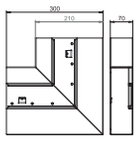

Type	Colour	Pack Piece	Weight kg/100 pc.	Item no.
GS-AFS70210RW	Pure white	1	162.000	**6278020**

Flat angle, rising, for changing the direction of the GS device installation trunking.

Flat angle, asymmetrical, rising, for device installation trunking Rapid 80 type GS-A90210

St



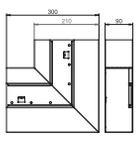

Type	Colour	Pack Piece	Weight kg/100 pc.	Item no.
GS-AFS90210RW	Pure white	1	175.000	**6278120**

Flat angle, rising, for changing the direction of the GS device installation trunking.

Flat angle, asymmetrical, falling, for device installation trunking Rapid 80 type GS-A70210

St



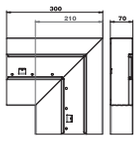

Type	Colour	Pack Piece	Weight kg/100 pc.	Item no.
GS-AFF70210RW	Pure white	1	162.000	**6278030**

Flat angle, falling, for changing the direction of the GS device installation trunking.

Flat angle, asymmetrical, falling, for device installation trunking Rapid 80 type GS-A90210

St



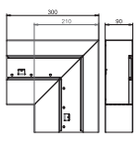

Type	Colour	Pack Piece	Weight kg/100 pc.	Item no.
GS-AFF90210RW	Pure white	1	175.000	**6278130**

Flat angle, falling, for changing the direction of the GS device installation trunking.

St

Sheet steel flat angle cover

Type	Colour	Pack Piece	Weight kg/100 pc.	Item no.
GS-OTFRW	Pure white	1	47.600	**6279860**

Cover for closing the flat angle of the Rapid 80 GS device installation trunking.

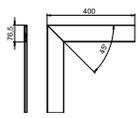



PVC

Flat angle cover, smooth

Type	Colour	Pack Piece	Weight kg/100 pc.	Item no.
GK-OTGFRW	Pure white	1	17.000	**6274490**

PVC flat angle cover, smooth surface.

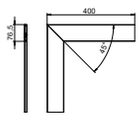



PC / ABS

Internal corner cover, for device installation trunking Rapid 80 type 70210

Type	Colour	Pack Piece	Weight kg/100 pc.	Item no.
GK-IH70210RW	Pure white	1	16.800	**6273940**

Internal corner cover made of halogen-free PC/ABS for changing the direction of Rapid 80 device installation trunking of the GK, GKH, GS and GA systems. The fittings can be variably adjusted between 85° and 95° and can be used in symmetrical and asymmetrical trunking.

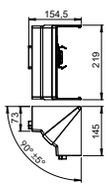



St

Internal corner, asymmetrical, for device installation trunking Rapid 80 type GS-A70210

Type	Colour	Pack Piece	Weight kg/100 pc.	Item no.
GS-AI70210RW	Pure white	1	75.000	**6278050**

Internal corner for direct installation on GS device installation trunking.

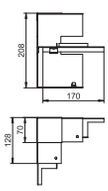



St

Internal corner, asymmetrical, for Rapid 80 device installation trunking, type GS-A90210

Type	Colour	Pack Piece	Weight kg/100 pc.	Item no.
GS-AI90210RW	Pure white	1	95.000	**6278140**

Internal corner for direct installation on GS device installation trunking.

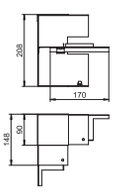



Trunking height 70 and 90 mm, trunking width 210 mm, asymmetrical

T piece, asymmetrical, for device installation trunking Rapid 80 type GS-A70210

St



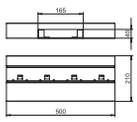

Type	Colour	Pack Piece	Weight kg/100 pc.	Item no.
GS-AT70210RW	Pure white	1	202.000	**6278060**

T piece suitable for direct wall mounting.

T piece, asymmetrical, for device installation trunking Rapid 80 type GS-A90210

St



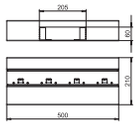

Type	Colour	Pack Piece	Weight kg/100 pc.	Item no.
GS-AT90210RW	Pure white	1	216.000	**6278160**

T piece suitable for direct wall mounting.

End piece, for device installation trunking Rapid 80 type GS-70210

St



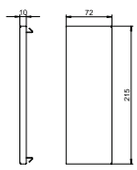

Type	Colour	Pack Piece	Weight kg/100 pc.	Item no.
GS-E70210RW	Pure white	1	14.900	**6278070**

End piece for GS device installation trunking.

End piece, for device installation trunking Rapid 80 type GS-90210

St



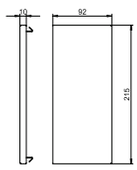

Type	Colour	Pack Piece	Weight kg/100 pc.	Item no.
GS-E90210RW	Pure white	1	18.800	**6278170**

End piece for GS device installation trunking.

Partition GS-TW70

St



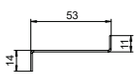

Type	Length mm	Suitable for trunking depth	Pack m	Weight kg/100 m	Item no.
GS-TW70	2000	70	2	58.650	**6277090**

Partition to divide the trunking for different voltage levels. Self-conducting contacting during mounting.

St

Partition GS-TW90

Type	Length mm	Suitable for trunking depth	Pack m	Weight kg/100 m	Item no.
GS-TW90	2000	90	2	74.400	**6277095**

Partition to divide the trunking for different voltage levels. Self-conducting contacting during mounting.

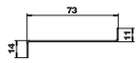



PC / ABS

Duct clamp KL80A

Type	Colour	Pack Piece	Weight kg/100 pc.	Item no.
KL80A	Light grey	20	0.685	**6288640**

Duct clamp for holding cables securely and for fastening the partition in Rapid 80 GK, GS and GA device installation trunking systems as well as in ISS service poles with a 76.5 mm system opening.

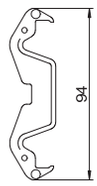



St G

Protective conductor connection bracket

Type	Surface	Pack Piece	Weight kg/100 pc.	Item no.
8AWR	Electrogalvanised	10	0.610	**6288704**

Protective conductor connection bracket to include steel and aluminium device installation trunking, service poles and system components of underfloor duct systems in the protective measure.
Clamping area: 2 x 1.5–4 mm²

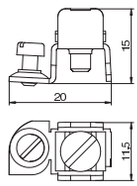



Device installation trunking Rapid 80, trunking width 210, trunking height 70, symmetrical, double

St



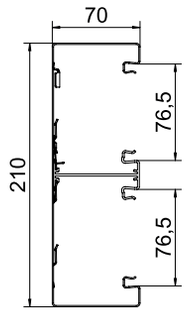

Type	Colour	Length mm	Pack m	Weight kg/100 m	Item no.
GS-D70210RW	Pure white	2000	2	420.000	**6278400**

GS device installation trunking for mounting on the wall or on fastening panels. The GS device installation trunking possesses self-contacting locking straps to accept a sheet steel partition. The equipotential bonding between the trunking bases takes place using the trunking coupler. The protective measure and the equipotential bonding is guaranteed between the cover and the base by the self-contacting trunking cover. The real system opening is 76.5 mm. The cover must be ordered separately.

Over-lengths up to 3,000 mm for trunking bases and covers as well as other RAL colours can be provided on request. The visible surfaces of the painted device installation trunking are laminated.

Device installation trunking Rapid 80, trunking width 210, trunking height 90, symmetrical, double

St



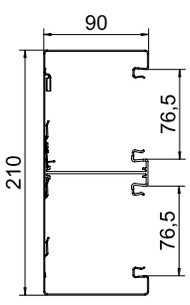

Type	Colour	Length mm	Pack m	Weight kg/100 m	Item no.
GS-D90210RW	Pure white	2000	2	462.000	**6278500**

GS device installation trunking for mounting on the wall or on fastening panels. The GS device installation trunking possesses self-contacting locking straps to accept a sheet steel partition. The equipotential bonding between the trunking bases takes place using the trunking coupler. The protective measure and the equipotential bonding is guaranteed between the cover and the base by the self-contacting trunking cover. The real system opening is 76.5 mm. The cover must be ordered separately.

Over-lengths up to 3,000 mm for trunking bases and covers as well as other RAL colours can be provided on request. The visible surfaces of the painted device installation trunking are laminated.

Coupling GS-KUP70

VA



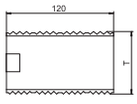

Type	Length mm	Pack PU	Weight kg/100 PUs	Item no.
GS-KUP70	120	1	6.400	**6277290**

Coupling for connecting the trunking bases. This creates the equipotential bonding between the trunking bases. The scope of delivery of a coupling includes 2 connection plates.

Coupling GS-KUP90

VA



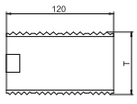

Type	Length mm	Pack PU	Weight kg/100 PUs	Item no.
GS-KUP90	120	1	8.200	**6277294**

Coupling for connecting the trunking bases. This creates the equipotential bonding between the trunking bases. The scope of delivery of a coupling includes 2 connection plates.

PA

Accessory mounting box 71GD6, single

Type	Colour	Pack Piece	Weight kg/100 pc.	Item no.
71GD6	Iron grey	5	5.600	6288610

Front locking accessory mounting box for switch systems, with folding, and also removable, base for time-saving cable connection, with feed openings for cable diameters of up to 14 mm. Halogen-free version.

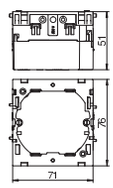



PA

Accessory mounting box 71GD7-2, double

Type	Colour	Pack Piece	Weight kg/100 pc.	Item no.
71GD7-2	Iron grey	2	8.200	6288608

Front locking accessory mounting box for standard switch ranges for the installation of two individual installation devices or a multiple protective contact socket. With unfolding, and also removable, base for time-saving cable connection and with feed openings for cable diameters of up to 14 mm. Halogen-free version.

Vertical fastening track 60 mm.

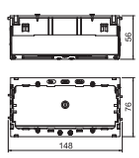



PA

7ZE strain relief

Type	Pack Piece	Weight kg/100 pc.	Item no.
7ZE	50	0.700	6288790

Strain relief with locking clips, suitable for the accessory mounting boxes 7GD... and 71GD... .

Cable clamping range to 14 mm.

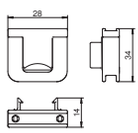



St

Trunking cover, sheet steel

Type	Colour	Length mm	Pack m	Weight kg/100 m	Item no.
GS-OTRW	Pure white	2000	2	65.000	6279850

Cover to close the device installation trunking GEK-S and GEK-A.

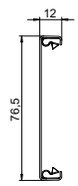



St

Locking bracket RKV3V

Type	Pack Piece	Weight kg/100 pc.	Item no.
RKV3V	20	0.085	6288700

Locking bracket for the mechanical and electrical connection of trunking covers and trunking bases. Suitable for covers of Rapid 45, Rapid 80 and ISS systems.

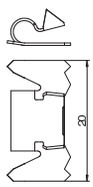



Trunking height 70 and 90 mm, trunking width 210 mm, duoduct

Plastic trunking cover, smooth

PVC



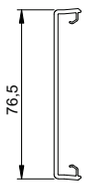

Type	Colour	Length mm	Pack m	Weight kg/100 m	Item no.
GK-OTGRW	Pure white	2000	2	27.500	**6278680**

Smooth trunking cover, for closing device installation trunking with 76.5 mm system opening.

Plastic trunking cover, fluted

PVC



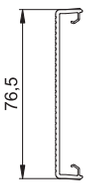

Type	Colour	Length mm	Pack m	Weight kg/100 m	Item no.
GK-OTKRW	Pure white	2000	2	27.000	**6278780**

Fluted trunking cover, for closing device installation trunking with 76.5 mm system opening.

Joint cover, trunking height 70 mm

St



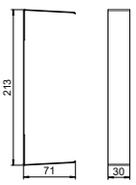

Type	Colour	Pack Piece	Weight kg/100 pc.	Item no.
G-SVS70210RW	Pure white	1	6.700	**6279772**

Joint cover to hide sawn trunking joint edges.

Joint cover, trunking height 90 mm

St



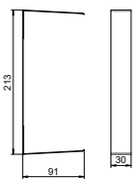

Type	Colour	Pack Piece	Weight kg/100 pc.	Item no.
G-SVS90210RW	Pure white	1	7.500	**6279788**

Joint cover to hide sawn trunking joint edges.

External corner cover, for device installation trunking Rapid 80 type 70210

PC / ABS



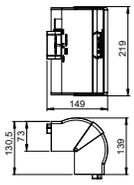

Type	Colour	Length mm	Pack Piece	Weight kg/100 pc.	Item no.
GK-AH70210RW	Pure white	130.5	1	20.700	**6273910**

External corner cover made of halogen-free PC/ABS for changing the direction of Rapid 80 device installation trunking of the GK, GKH, GS and GA systems. The fittings can be variably adjusted between 80° and 100° and can be used in symmetrical and asymmetrical trunking.

St

External corner, symmetrical, double, for device installation trunking Rapid 80 type GS-S70210

Type	Colour	Pack Piece	Weight kg/100 pc.	Item no.
GS-DA70210RW	Pure white	1	394.000	**6278410**

External corner for changing the direction of the GS device installation trunking.

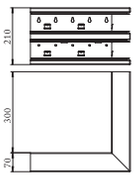



St

External corner, symmetrical, double, for device installation trunking Rapid 80 type GS-D90210

Type	Colour	Pack Piece	Weight kg/100 pc.	Item no.
GS-DA90210RW	Pure white	1	336.000	**6278510**

External corner for changing the direction of the GS device installation trunking.

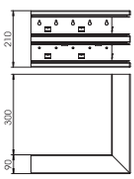



St

Sheet steel external corner cover

Type	Colour	Pack Piece	Weight kg/100 pc.	Item no.
GS-OTARW	Pure white	1	21.400	**6279870**

Cover to close the external corner of the Rapid 80 GS device installation trunking.

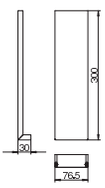



PVC

External corner cover, smooth

Type	Colour	Pack Piece	Weight kg/100 pc.	Item no.
GK-OTGARW	Pure white	1	9.500	**6274790**

PVC external corner cover, smooth surface.

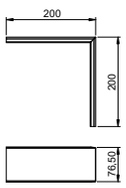



PC / ABS

Flat angle hood, for device installation trunking Rapid 80 type 70210

Type	Colour	Pack Piece	Weight kg/100 pc.	Item no.
GK-FH70210RW	Pure white	1	26.600	**6273920**

Flat angle cover fitting made of halogen-free PC/ABS for simple creation of a rising or falling 90° change of direction with device installation trunking of the series Rapid 80 GK, GKH, GS and GA. The flat angle cover fitting can be used for symmetrical and asymmetrical trunking types.

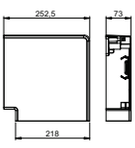



Trunking height 70 and 90 mm, trunking width 210 mm, duoduct

Flat angle, symmetrical, rising, double, for device installation trunking Rapid 80 type GS-D70210

St



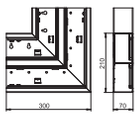

Type	Colour	Pack Piece	Weight kg/100 pc.	Item no.
GS-DFS70210RW	Pure white	1	177.000	6278420

Flat angle, rising, for changing the direction of the GS device installation trunking.

Flat angle, symmetrical, rising, double, for device installation trunking Rapid 80 type GS-D90210

St



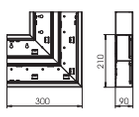

Type	Colour	Pack Piece	Weight kg/100 pc.	Item no.
GS-DFS90210RW	Pure white	1	197.700	6278520

Flat angle, rising, for changing the direction of the GS device installation trunking.

Flat angle, symmetrical, falling, double, for device installation trunking Rapid 80 type GS-D70210

St



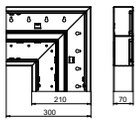

Type	Colour	Pack Piece	Weight kg/100 pc.	Item no.
GS-DFF70210RW	Pure white	1	177.000	6278430

Flat angle, falling, for changing the direction of the GS device installation trunking.

Flat angle, symmetrical, falling, double, for device installation trunking Rapid 80 type GS-D90210

St



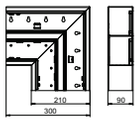

Type	Colour	Pack Piece	Weight kg/100 pc.	Item no.
GS-DFF90210RW	Pure white	1	197.400	6278530

Flat angle, falling, for changing the direction of the GS device installation trunking.

Sheet steel flat angle cover

St



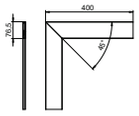

Type	Colour	Pack Piece	Weight kg/100 pc.	Item no.
GS-OTFRW	Pure white	1	47.600	6279860

Cover for closing the flat angle of the Rapid 80 GS device installation trunking.

PVC

Flat angle cover, smooth

Type	Colour	Pack Piece	Weight kg/100 pc.	Item no.
GK-OTGFRW	Pure white	1	17.000	6274490

PVC flat angle cover, smooth surface.

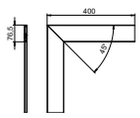



PC / ABS

Internal corner cover, for device installation trunking Rapid 80 type 70210

Type	Colour	Pack Piece	Weight kg/100 pc.	Item no.
GK-IH70210RW	Pure white	1	16.800	6273940

Internal corner cover made of halogen-free PC/ABS for changing the direction of Rapid 80 device installation trunking of the GK, GKH, GS and GA systems. The fittings can be variably adjusted between 85° and 95° and can be used in symmetrical and asymmetrical trunking.

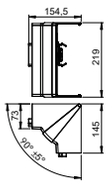



St

Internal corner, symmetrical, double, for Rapid 80 device installation trunking, type GS-D70210

Type	Colour	Pack Piece	Weight kg/100 pc.	Item no.
GS-DI70210RW	Pure white	1	77.000	6278440

Internal corner for direct installation on GS device installation trunking.

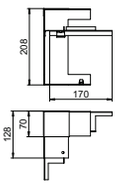



St

Internal corner, symmetrical, double, for Rapid 80 device installation trunking, type GS-D90210

Type	Colour	Pack Piece	Weight kg/100 pc.	Item no.
GS-DI90210RW	Pure white	1	86.000	6278540

Internal corner for direct installation on GS device installation trunking.

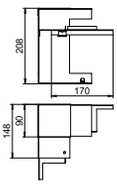



St

T piece, symmetrical, double, for device installation trunking Rapid 80 type GS-D70210

Type	Colour	Pack Piece	Weight kg/100 pc.	Item no.
GS-DT70210RW	Pure white	1	207.000	6278460

T piece suitable for direct wall mounting.

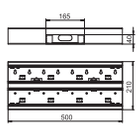



T piece, symmetrical, double, for device installation trunking Rapid 80 type GS-D90210

St



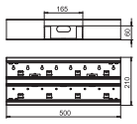

Type	Colour	Pack Piece	Weight kg/100 pc.	Item no.
GS-DT90210RW	Pure white	1	226.000	**6278560**

T piece suitable for direct wall mounting.

End piece, for device installation trunking Rapid 80 type GS-70210

St



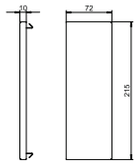

Type	Colour	Pack Piece	Weight kg/100 pc.	Item no.
GS-E70210RW	Pure white	1	14.900	**6278070**

End piece for GS device installation trunking.

End piece, for device installation trunking Rapid 80 type GS-90210

St



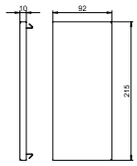

Type	Colour	Pack Piece	Weight kg/100 pc.	Item no.
GS-E90210RW	Pure white	1	18.800	**6278170**

End piece for GS device installation trunking.

Partition GS-TW70

St



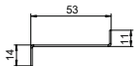

Type	Length mm	Suitable for trunking depth	Pack m	Weight kg/100 m	Item no.
GS-TW70	2000	70	2	58.650	**6277090**

Partition to divide the trunking for different voltage levels. Self-conducting contacting during mounting.

Partition GS-TW90

St



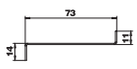

Type	Length mm	Suitable for trunking depth	Pack m	Weight kg/100 m	Item no.
GS-TW90	2000	90	2	74.400	**6277095**

Partition to divide the trunking for different voltage levels. Self-conducting contacting during mounting.

PC / ABS

Duct clamp KL80A

Type	Colour	Pack Piece	Weight kg/100 pc.	Item no.
KL80A	Light grey	20	0.685	**6288640**

Duct clamp for holding cables securely and for fastening the partition in Rapid 80 GK, GS and GA device installation trunking systems as well as in ISS service poles with a 76.5 mm system opening.

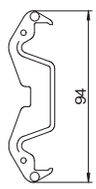



St G

Protective conductor connection bracket

Type	Surface	Pack Piece	Weight kg/100 pc.	Item no.
8AWR	Electrogalvanised	10	0.610	**6288704**

Protective conductor connection bracket to include steel and aluminium device installation trunking, service poles and system components of underfloor duct systems in the protective measure.
Clamping area: 2 x 1.5–4 mm²

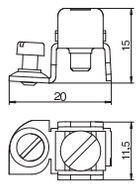



St

Trunking cover, sheet steel, 100 mm

Type	Colour	Length mm	Pack Piece	Weight kg/100 pc.	Item no.
GS-OTRW 100	Pure white	100	1	7.650	**6286930**

Sheet steel cover for closing the GS device installation trunking.

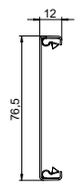



Desk trunking

Device installation trunking, desk trunking

St



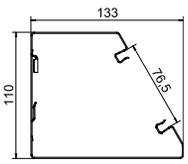

Type	Colour	Length mm	Pack m	Weight kg/100 m	Item no.
GEK-SA133110RW	Pure white	2000	2	332.000	6282700

GEK-S device installation trunking suitable for installation on desks, etc. The visible surfaces of the painted GEK-S device installation trunking are laminated. The trunking system possesses self-contacting locking straps to accept a sheet steel partition. The equipotential bonding between the trunking bases takes place using the coupling. The protective measure and the equipotential bonding is guaranteed between the cover and the base by the self-contacting trunking cover. The actual system opening is 76.5 mm. The cover must be ordered separately.

Coupling KUPP

VA



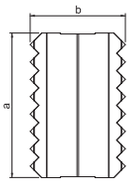

Type	Dim. a mm	Dim. b mm	Pack Piece	Weight kg/100 pc.	Item no.
KUPP	105	133	1	14.800	6288680

Coupling for connecting the trunking bases. This creates the equipotential bonding between the trunking bases. The scope of delivery of a coupling includes 2 connection plates.

Accessory mounting box 71GD6, single

PA



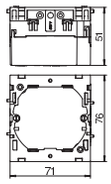

Type	Colour	Pack Piece	Weight kg/100 pc.	Item no.
71GD6	Iron grey	5	5.600	6288610

Front locking accessory mounting box for switch systems, with folding, and also removable, base for time-saving cable connection, with feed openings for cable diameters of up to 14 mm. Halogen-free version.

Accessory mounting box 71GD7-2, double

PA



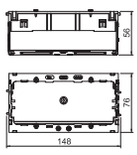

Type	Colour	Pack Piece	Weight kg/100 pc.	Item no.
71GD7-2	Iron grey	2	8.200	6288608

Front locking accessory mounting box for standard switch ranges for the installation of two individual installation devices or a multiple protective contact socket. With unfolding, and also removable, base for time-saving cable connection and with feed openings for cable diameters of up to 14 mm. Halogen-free version.

Vertical fastening track 60 mm.

7ZE strain relief

PA



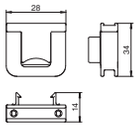

Type	Pack Piece	Weight kg/100 pc.	Item no.
7ZE	50	0.700	6288790

Strain relief with locking clips, suitable for the accessory mounting boxes 7GD... and 71GD... .

Cable clamping range to 14 mm.

St

Trunking cover, sheet steel

Type	Colour	Length mm	Pack m	Weight kg/100 m	Item no.
GS-OTRW	Pure white	2000	2	65.000	**6279850**

Cover to close the device installation trunking GEK-S and GEK-A.

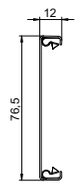



St

Trunking cover, sheet steel, 100 mm

Type	Colour	Length mm	Pack Piece	Weight kg/100 pc.	Item no.
GS-OTRW 100	Pure white	100	1	7.650	**6286930**

Sheet steel cover for closing the GS device installation trunking.

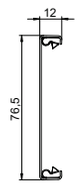



St

Locking bracket RKV3V

Type	Pack Piece	Weight kg/100 pc.	Item no.
RKV3V	20	0.085	**6288700**

Locking bracket for the mechanical and electrical connection of trunking covers and trunking bases. Suitable for covers of Rapid 45, Rapid 80 and ISS systems.

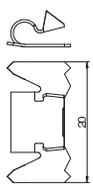



PVC

Plastic trunking cover, smooth

Type	Colour	Length mm	Pack m	Weight kg/100 m	Item no.
GK-OTGRW	Pure white	2000	2	27.500	**6278680**

Smooth trunking cover, for closing device installation trunking with 76.5 mm system opening.





PVC

Plastic trunking cover, fluted

Type	Colour	Length mm	Pack m	Weight kg/100 m	Item no.
GK-OTKRW	Pure white	2000	2	27.000	**6278780**

Fluted trunking cover, for closing device installation trunking with 76.5 mm system opening.

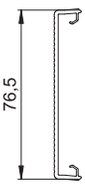



Desk trunking

External corner, for device installation trunking desk trunking type GEK-SA133110

St



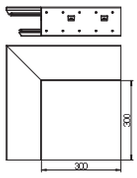

Type	Colour	Pack Piece	Weight kg/100 pc.	Item no.
GEK-SAA133110RW	Pure white	1	205.000	**6282710**

External corner suitable for direct wall mounting.

External corner cover, sheet steel

St



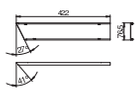

Type	Colour	Pack Piece	Weight kg/100 pc.	Item no.
AOP3S80RW	Pure white	1	39.000	**6287050**

Cover for closing external corners.

Flat angle, rising, for device installation trunking, desk trunking, type GEK-SA133110

St



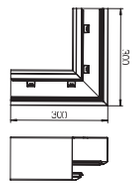

Type	Colour	Pack Piece	Weight kg/100 pc.	Item no.
GEK-SAFS133110RW	Pure white	1	169.000	**6282720**

Flat angle, rising, for mounting directly on the wall.

Sheet steel flat angle cover, rising

St



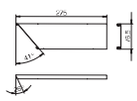

Type	Colour	Pack Piece	Weight kg/100 pc.	Item no.
FOOP3RW	Pure white	1	41.000	**6287060**

Cover for closing flat angles.

Flat angle, falling, for device installation trunking, desk trunking, type GEK-SA133110

St



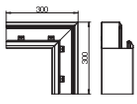

Type	Colour	Pack Piece	Weight kg/100 pc.	Item no.
GEK-SAFF133110RW	Pure white	1	169.000	**6282730**

Flat angle, falling, suitable for direct wall mounting.

St

Sheet steel flat angle cover, falling

Type	Colour	Pack Piece	Weight kg/100 pc.	Item no.
FUOP3RW	Pure white	1	41.000	**6287070**

Cover for closing flat angles.

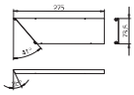



St

Internal corner, for device installation trunking, desk trunking, type GEK-SA133110

Type	Colour	Pack Piece	Weight kg/100 pc.	Item no.
GEK-SAIS133110RW	Pure white	1	188.300	**6282740**

Internal corner suitable for direct wall mounting.

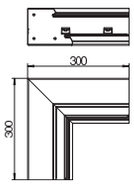



St

Sheet steel internal corner cover

Type	Colour	Pack Piece	Weight kg/100 pc.	Item no.
IOP3RW	Pure white	1	39.000	**6287080**

Cover for closing internal corners.

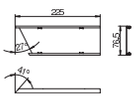



St

End piece, left, for device installation trunking, desk trunking, type GEK-SA133110

Type	Colour	Pack Piece	Weight kg/100 pc.	Item no.
GEK-SEL133110RW	Pure white	1	24.000	**6282870**

End piece, left, for desk trunking.

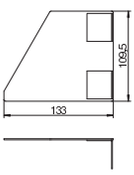



St

End piece, right, for device installation trunking, desk trunking, type GEK-SA133110

Type	Colour	Pack Piece	Weight kg/100 pc.	Item no.
GEK-SER133110RW	Pure white	1	24.000	**6282770**

End piece, right, for desk trunking.

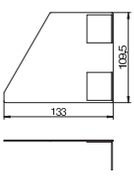

Partition TWP

St FS





Type	Length mm	Suitable for trunking depth	Pack m	Weight kg/100 m	Item no.
TWP	2000	133	2	87.000	6288264

Partition for desk trunking to divide the trunking for different voltage levels.

Protective conductor connection bracket

St G



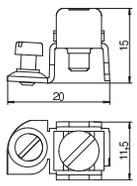

Type	Surface		Pack Piece	Weight kg/100 pc.	Item no.
8AWR	Electrogalvanised		10	0.610	6288704

Protective conductor connection bracket to include steel and aluminium device installation trunking, service poles and system components of underfloor duct systems in the protective measure.
Clamping area: 2 x 1.5–4 mm²



Rapid 80 device installation trunking, aluminium


Aluminium device installation trunking, trunking width 110 mm 178


Aluminium device installation trunking, trunking width 130 mm 186


Aluminium device installation trunking, trunking width 170 mm 192


Aluminium device installation trunking, trunking width 210 mm 202

System description



Rapid 80 is the right choice in any location where there is a lot to install. Functionality and an attractive appearance simply go well together in this device installation trunking. The clear advantage is also its flexibility. The right system is available for every building.

Rapid 80 combines design and function into a single system in a fuss-free and convincing manner. Thanks to the consistent standardisation of system components, the three types of trunking can either be used as individual variants or in combination.

Installation principle

Rapid 80 device installation trunking, aluminium

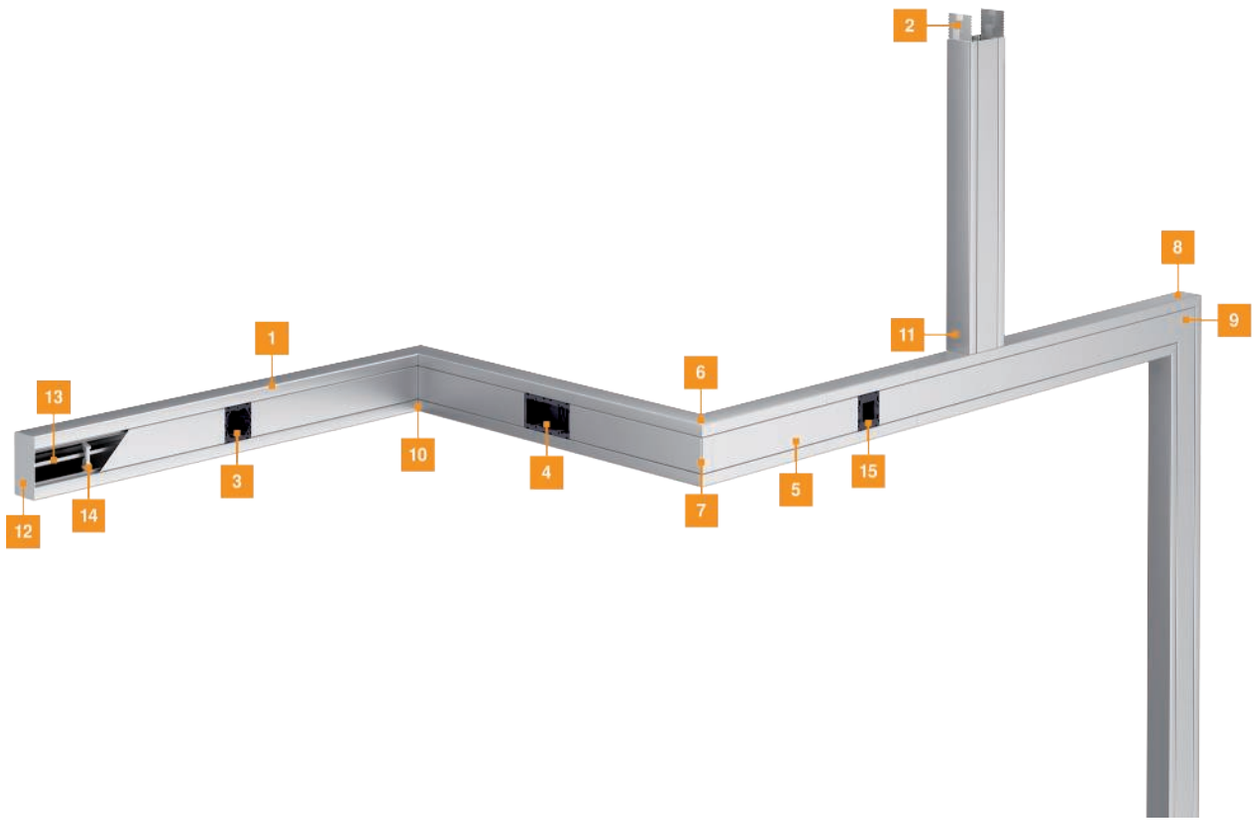

1	Device installation trunking	11	T piece
2	Coupling	12	End piece
3	Single accessory mounting box	13	Partition
4	Double accessory mounting box	14	Duct clamp
5	Trunking cover	15	Single accessory mounting box, Modul 45®
6	External corner		
7	External corner cover		
8	Flat angle		
9	Flat angle cover		
10	Internal corner		

Mounting aid



GK flexible office installation
The large product range of fittings and installation options allows flexible installation, for which changes and additions are not a problem.



GK coupling mounting
The coupling of the GK device installation trunking is contained in the scope of delivery and is pre-mounted. It is pulled out of the trunking and automatically locks in the correct position. This allows simple mounting of additional trunking sections.



GK/GS/GA coupling mounting
A coupling pair must be ordered separately to connect two trunking bases.



GK/GS/GA coupling mounting
Insert the coupling in the top part of the device installation trunking and push it into the trunking. This automatically locks the coupling and, at the same time, the equipotential bonding is created between the two trunking bases.



GK/GS/GA accessory mounting box mounting
Lock the accessory mounting boxes of series 71GD... into the cover contour. They can be moved lengthwise in the trunking.



Accessory mounting box mounting
All the front-locking accessory mounting boxes of the 71GD... series can simply be inserted into the system opening of the Rapid 80 GK, GS and GA device installation trunking from the front.



Check of locking lugs
Together with vertically aligned convection grids, the connection profile is locked onto the wall brackets before mounting the GEK-S device installation trunking.



Installation of device installation trunking on wall bracket
The accessory mounting boxes must be secured against movement, in accordance with the table. This is done by mounting the covers, which come very close to the accessory mounting boxes.



GK/GS/GA device mounting
Switching and connection devices of all well-known manufacturers can be used. If a particularly large amount of space is required for the use of, for example, data boxes, various mounting supports are available without protective housings.



GK/GS/GA accessory mounting box mounting
The real trunking opening width of 76.5 mm ensures that even switches of a greater external radius do not leave visible openings between the top trunking cover and the series cover.



GK/GS/GA Modul 45® device installation
The Modul 45® accessory mounting box system and the appropriate covers of the S990 series allow space- and time-saving installation in all the device installation trunking systems and service poles.



GS/GA cover earthing
With cut covers, the locking brackets can be installed at a later date as necessary. They must be mounted at a distance of 50 mm from the end of the cover.



GS/GA cover earthing
The self-contacting cover earthing guarantees continuous protection without any additional wiring. The locking brackets are pre-mounted in the cover.



GK/GS/GA duct clamp mounting
Together with the partition, the trunking clamp prevents the cables from falling out and supports the stability of the systems when the upper parts are inserted.



GS mounting of protective conductor connection bracket
The protective conductor connection bracket is turned into the appropriate recesses in the trunking base and fastened using a screwdriver.



GA mounting of protective conductor connection bracket
The protective conductor connection bracket is turned into the appropriate C rail in the trunking base and fastened using a screwdriver.



GK/GS end piece components
The end piece consists of a fastening element and a screen. The screen guides are suitable for each trunking type (symmetrical, asymmetrical or duoduct) as well as left and right end pieces. The pictograms on the screen help to select the appropriate guide.



GK/GS end piece mounting
Place the pre-mounted end piece on the trunking and fix it to the trunking using the two bolts. Then mount the cover.

Trunking height 70 mm, trunking width 110 mm

Device installation trunking Rapid 80, trunking width 110, trunking height 70, symmetrical

Alu EL



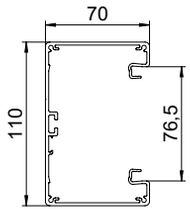

Type	Colour	Surface	Length mm	Pack m	Weight kg/100 m	Item no.
GA-S70110EL	–	Anodised	2000	2	198.200	**6279203**
GA-S70110RW	Pure white	–	2000	2	198.200	**6279200**

Device installation trunking without base perforation suitable for direct wall mounting or mounting on panels. Over-lengths up to 6,000 mm for trunking bases and covers as well as other RAL colours can be provided on request. The visible surfaces of the device installation trunking are laminated.

Note:
For anodised device installation trunking and fittings made from aluminium, light colour differences caused by tolerance based on the material and process conditions, cannot be avoided (according to DIN 17 611). Alternatively, we recommend powder coating in the colour RAL 9006 (white aluminium).

Coupling GA-KUP70

VA



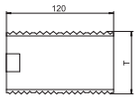

Type	Length mm	Pack PU	Weight kg/100 PUs	Item no.
GA-KUP70	120	1	5.800	**6279701**

Joint connector for connecting the bases of Rapid 80 GA aluminium device installation trunking.
The scope of delivery of a coupling includes 2 connection plates.

Accessory mounting box 71GD6, single

PA



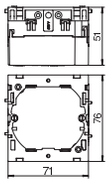

Type	Colour	Pack Piece	Weight kg/100 pc.	Item no.
71GD6	Iron grey	5	5.600	**6288610**

Front locking accessory mounting box for switch systems, with folding, and also removable, base for time-saving cable connection, with feed openings for cable diameters of up to 14 mm. Halogen-free version.

Accessory mounting box 71GD7-2, double

PA



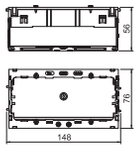

Type	Colour	Pack Piece	Weight kg/100 pc.	Item no.
71GD7-2	Iron grey	2	8.200	**6288608**

Front locking accessory mounting box for standard switch ranges for the installation of two individual installation devices or a multiple protective contact socket. With unfolding, and also removable, base for time-saving cable connection and with feed openings for cable diameters of up to 14 mm. Halogen-free version.

Vertical fastening track 60 mm.

7ZE strain relief

PA



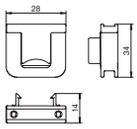

Type	Pack Piece	Weight kg/100 pc.	Item no.
7ZE	50	0.700	**6288790**

Strain relief with locking clips, suitable for the accessory mounting boxes 7GD... and 71GD... .

Cable clamping range to 14 mm.

Alu EL

Aluminium trunking cover

Type	Colour	Surface	Length mm	Pack m	Weight kg/100 m	Item no.
GA-OTEL	–	Anodised	2000	2	38.300	6279723
GA-OTRW	Pure white	–	2000	2	38.300	6279720

Aluminium cover, for closing Rapid GA device installation trunking and ISS service poles with a 76.5 mm system opening. The firm position of the cover and electrical contact to the lower part of the trunking and service pole is guaranteed thanks to type RKV3V locking brackets. There are 6 pre-mounted locking brackets included per delivery length (2,000 mm).

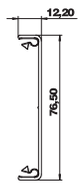



Alu EL

Trunking cover, aluminium, 100 mm

Type	Colour	Surface	Length mm	Pack Piece	Weight kg/100 pc.	Item no.
GA-OTRW 100	Pure white	–	100	1	3.830	6279715
GA-OTEL 100	–	Anodised	100	1	3.830	6279733

Aluminium cover, for closing Rapid GA device installation trunking and ISS service poles with a 76.5 mm system opening. The firm position of the cover and electrical contact to the lower part of the trunking and service pole is guaranteed thanks to type RKV3V locking brackets. There are 2 pre-mounted locking brackets included per delivery length (100 mm).





St

Locking bracket RKV3V

Type	Pack Piece	Weight kg/100 pc.	Item no.
RKV3V	20	0.085	6288700

Locking bracket for the mechanical and electrical connection of trunking covers and trunking bases. Suitable for covers of Rapid 45, Rapid 80 and ISS systems.

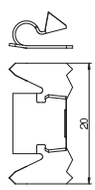



Alu EL

External corner, symmetrical, for device installation trunking Rapid 80 type GA-S70110

Type	Colour	Surface	Length mm	Pack Piece	Weight kg/100 pc.	Item no.
GA-SA70110EL	–	Anodised	300	1	159.400	6279213
GA-SA70110RW	Pure white	–	300	1	159.400	6279210

External corner for changing the direction of the Rapid 80 GA aluminium device installation trunking.

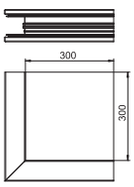



Alu EL

Aluminium external corner cover

Type	Colour	Surface	Length mm	Pack Piece	Weight kg/100 pc.	Item no.
GA-OTAEL	–	Anodised	300	1	12.900	6279727
GA-OTARW	Pure white	–	300	1	12.900	6279725

External corner cover for mounting on the Rapid 80 GA external corner fitting.

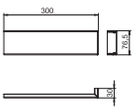



Trunking height 70 mm, trunking width 110 mm

Flat angle, symmetrical, for device installation trunking Rapid 80 type GA-S70110

Alu EL



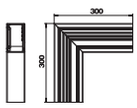

Type	Colour	Surface	Length mm	Pack Piece	Weight kg/100 pc.	Item no.
GA-SF70110EL	–	Anodised	300	1	126.600	6279223
GA-SF70110RW	Pure white	–	300	1	126.600	6279220

Flat angle for changing the direction of the Rapid 80 GA aluminium device installation trunking.

Aluminium flat angle cover

Alu EL



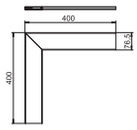

Type	Colour	Surface	Length mm	Pack Piece	Weight kg/100 pc.	Item no.
GA-OTFEL	–	Anodised	400	1	28.600	6279736
GA-OTFRW	Pure white	–	400	1	28.600	6279734

Flat angle cover for mounting on the Rapid 80 GA flat angle fitting.

Internal corner, symmetrical, for device installation trunking Rapid 80 type GA-S70110

Alu EL



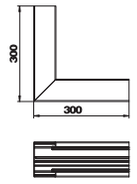

Type	Colour	Surface	Length mm	Pack Piece	Weight kg/100 pc.	Item no.
GA-SI70110EL	–	Anodised	300	1	137.400	6279243
GA-SI70110RW	Pure white	–	300	1	137.400	6279240

Internal corner for changing the direction of the Rapid 80 GA aluminium device installation trunking.

T piece, symmetrical, for Rapid 80 device installation trunking, type GA-S70110

Alu EL



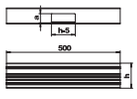

Type	Colour	Surface	Length mm	Pack Piece	Weight kg/100 pc.	Item no.
GA-ST70110EL	–	Anodised	500	1	96.600	6279263
GA-ST70110RW	Pure white	–	500	1	96.600	6279260

T piece for branches of Rapid 80 GA aluminium device installation trunking.

End piece, for device installation trunking Rapid 80 type GA-70110

Alu EL



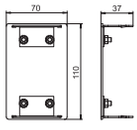

Type	Colour	Surface	Pack Piece	Weight kg/100 pc.	Item no.
GA-E70110EL	–	Anodised	1	11.200	6279273
GA-E70110RW	Pure white	–	1	11.200	6279270

End piece for tidy closure of the Rapid 80 GA device installation trunking in aluminium.

PVC PC / ABS

End piece, for device installation trunking Rapid 80 type GA-70110

Type	Colour	Pack Piece	Weight kg/100 pc.	Item no.
GK-E70110WA	White aluminium	1	4.900	**6274374**
GK-E70110RW	Pure white	1	5.009	**6274370**

End piece for closing the GK device installation trunking.

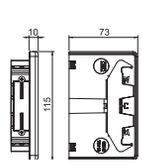



St

Partition GA-TW70

Type	Length mm	Suitable for trunking depth	Pack m	Weight kg/100 m	Item no.
GA-TW70	2000	70	2	51.500	**6279711**

Partition to divide the Rapid 80 GA, Rapid IBIS aluminium device installation trunking and ISS service poles for the installation of different voltage levels.
For vertical mounting of device installation trunking and the installation of ISS service poles, the duct clamps, type KL80A, are required for secure fixing of the partition.

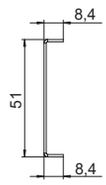



PC / ABS

Duct clamp KL80A

Type	Colour	Pack Piece	Weight kg/100 pc.	Item no.
KL80A	Light grey	20	0.685	**6288640**

Duct clamp for holding cables securely and for fastening the partition in Rapid 80 GK, GS and GA device installation trunking systems as well as in ISS service poles with a 76.5 mm system opening.

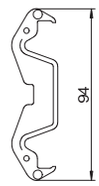



St G

Protective conductor connection bracket

Type	Surface	Pack Piece	Weight kg/100 pc.	Item no.
8AWR	Electrogalvanised	10	0.610	**6288704**

Protective conductor connection bracket to include steel and aluminium device installation trunking, service poles and system components of underfloor duct systems in the protective measure.
Clamping area: 2 x 1.5–4 mm²

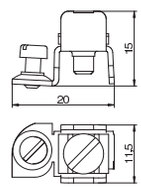



Device installation trunking Rapid 80, trunking width 130, trunking height 70, symmetrical

Alu EL



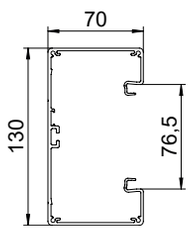

Type	Colour	Surface	Length mm	Pack m	Weight kg/100 m	Item no.
GA-S70130EL	–	Anodised	2000	2	219.700	**6279303**
GA-S70130RW	Pure white	–	2000	2	219.700	**6279300**

Device installation trunking Without base perforation suitable for direct wall mounting or mounting on panels. Over-lengths up to 6,000 mm for trunking bases and covers as well as other RAL colours can be provided on request. The visible surfaces of the device installation trunking are laminated.

Note:
For anodised device installation trunking and fittings made from aluminium, light colour differences caused by tolerance based on the material and process conditions, cannot be avoided (according to DIN 17 611). Alternatively, we recommend powder coating in the colour RAL 9006 (white aluminium).

Device installation trunking Rapid 80, trunking width 130, trunking height 90, symmetrical

Alu EL



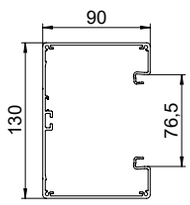

Type	Colour	Surface	Length mm	Pack m	Weight kg/100 m	Item no.
GA-S90130EL	–	Anodised	2000	2	241.300	**6276903**
GA-S90130RW	Pure white	–	2000	2	241.300	**6276900**

Device installation trunking Without base perforation suitable for direct wall mounting or mounting on panels. Over-lengths up to 6,000 mm for trunking bases and covers as well as other RAL colours can be provided on request. The visible surfaces of the device installation trunking are laminated.

Note:
For anodised device installation trunking and fittings made from aluminium, light colour differences caused by tolerance based on the material and process conditions, cannot be avoided (according to DIN 17 611). Alternatively, we recommend powder coating in the colour RAL 9006 (white aluminium).

Coupling GA-KUP70

VA



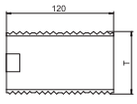

Type	Length mm	Pack PU	Weight kg/100 PUs	Item no.
GA-KUP70	120	1	5.800	**6279701**

Joint connector for connecting the bases of Rapid 80 GA aluminium device installation trunking.
The scope of delivery of a coupling includes 2 connection plates.

Coupling GA-KUP90

VA



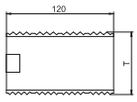

Type	Length mm	Pack PU	Weight kg/100 PUs	Item no.
GA-KUP90	120	1	8.200	**6279704**

Joint connector for connecting the bases of Rapid 80 GA aluminium device installation trunking.
The scope of delivery of a coupling includes 2 connection plates.

PA

Accessory mounting box 71GD6, single

Type	Colour	Pack Piece	Weight kg/100 pc.	Item no.
71GD6	Iron grey	5	5.600	6288610

Front locking accessory mounting box for switch systems, with folding, and also removable, base for time-saving cable connection, with feed openings for cable diameters of up to 14 mm. Halogen-free version.

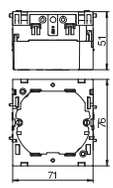



PA

Accessory mounting box 71GD7-2, double

Type	Colour	Pack Piece	Weight kg/100 pc.	Item no.
71GD7-2	Iron grey	2	8.200	6288608

Front locking accessory mounting box for standard switch ranges for the installation of two individual installation devices or a multiple protective contact socket. With unfolding, and also removable, base for time-saving cable connection and with feed openings for cable diameters of up to 14 mm. Halogen-free version.

Vertical fastening track 60 mm.

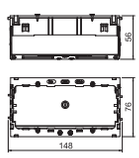



PA

7ZE strain relief

Type	Pack Piece	Weight kg/100 pc.	Item no.
7ZE	50	0.700	6288790

Strain relief with locking clips, suitable for the accessory mounting boxes 7GD... and 71GD... .

Cable clamping range to 14 mm.

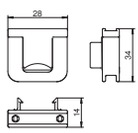



Alu EL

Aluminium trunking cover

Type	Colour	Surface	Length mm	Pack m	Weight kg/100 m	Item no.
GA-OTEL	–	Anodised	2000	2	38.300	6279723
GA-OTRW	Pure white	–	2000	2	38.300	6279720

Aluminium cover, for closing Rapid GA device installation trunking and ISS service poles with a 76.5 mm system opening. The firm position of the cover and electrical contact to the lower part of the trunking and service pole is guaranteed thanks to type RKV3V locking brackets. There are 6 pre-mounted locking brackets included per delivery length (2,000 mm).

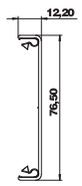



Alu EL

Trunking cover, aluminium, 100 mm

Type	Colour	Surface	Length mm	Pack Piece	Weight kg/100 pc.	Item no.
GA-OTRW 100	Pure white	–	100	1	3.830	6279715
GA-OTEL 100	–	Anodised	100	1	3.830	6279733

Aluminium cover, for closing Rapid GA device installation trunking and ISS service poles with a 76.5 mm system opening. The firm position of the cover and electrical contact to the lower part of the trunking and service pole is guaranteed thanks to type RKV3V locking brackets. There are 2 pre-mounted locking brackets included per delivery length (100 mm).

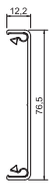



Trunking height 70 and 90 mm, trunking width 130 mm

Locking bracket RKV3V

St





Type		Pack Piece	Weight kg/100 pc.	Item no.
RKV3V		20	0.085	6288700

Locking bracket for the mechanical and electrical connection of trunking covers and trunking bases. Suitable for covers of Rapid 45, Rapid 80 and ISS systems.

External corner, symmetrical, for device installation trunking Rapid 80 type GA-S70130

Alu EL



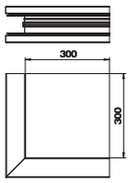

Type	Colour	Surface	Length mm	Pack Piece	Weight kg/100 pc.	Item no.
GA-SA70130EL	–	Anodised	300	1	173.600	6279313
GA-SA70130RW	Pure white	–	300	1	173.600	6279310

External corner for changing the direction of the Rapid 80 GA aluminium device installation trunking.

External corner, symmetrical, for device installation trunking Rapid 80 type GA-S90130

Alu EL



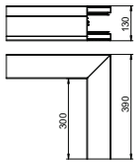

Type	Colour	Surface	Length mm	Pack Piece	Weight kg/100 pc.	Item no.
GA-SA90130EL	–	Anodised	300	1	199.600	6276913
GA-SA90130RW	Pure white	–	300	1	199.600	6276910

External corner for changing the direction of the Rapid 80 GA aluminium device installation trunking.

Aluminium external corner cover

Alu EL



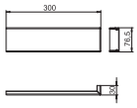

Type	Colour	Surface	Length mm	Pack Piece	Weight kg/100 pc.	Item no.
GA-OTAEL	–	Anodised	300	1	12.900	6279727
GA-OTARW	Pure white	–	300	1	12.900	6279725

External corner cover for mounting on the Rapid 80 GA external corner fitting.

Flat angle, symmetrical, for device installation trunking Rapid 80 type GA-S70130

Alu EL



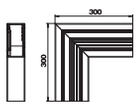

Type	Colour	Surface	Length mm	Pack Piece	Weight kg/100 pc.	Item no.
GA-SF70130EL	–	Anodised	300	1	132.600	6279323
GA-SF70130RW	Pure white	–	300	1	132.600	6279320

Flat angle for changing the direction of the Rapid 80 GA aluminium device installation trunking.

Alu EL

Flat angle, symmetrical, for device installation trunking Rapid 80 type GA-S90130

Type	Colour	Surface	Length mm	Pack Piece	Weight kg/100 pc.	Item no.
GA-SF90130EL	–	Anodised	300	1	140.500	**6276923**
GA-SF90130RW	Pure white	–	300	1	140.500	**6276920**

Flat angle for changing the direction of the Rapid 80 GA aluminium device installation trunking.

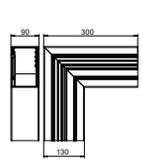



Alu EL

Aluminium flat angle cover

Type	Colour	Surface	Length mm	Pack Piece	Weight kg/100 pc.	Item no.
GA-OTFEL	–	Anodised	400	1	28.600	**6279736**
GA-OTFRW	Pure white	–	400	1	28.600	**6279734**

Flat angle cover for mounting on the Rapid 80 GA flat angle fitting.

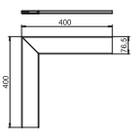



Alu EL

Internal corner, symmetrical, for device installation trunking Rapid 80 type GA-S70130

Type	Colour	Surface	Length mm	Pack Piece	Weight kg/100 pc.	Item no.
GA-SI70130EL	–	Anodised	300	1	148.800	**6279343**
GA-SI70130RW	Pure white	–	300	1	148.800	**6279340**

Internal corner for changing the direction of the Rapid 80 GA aluminium device installation trunking.

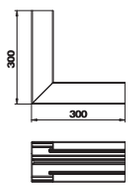



Alu EL

Internal corner, symmetrical, for device installation trunking Rapid 80 type GA-S90130

Type	Colour	Surface	Length mm	Pack Piece	Weight kg/100 pc.	Item no.
GA-SI90130EL	–	Anodised	300	1	163.800	**6276943**
GA-SI90130RW	Pure white	–	300	1	163.800	**6276940**

Internal corner for changing the direction of the Rapid 80 GA aluminium device installation trunking.

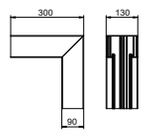



Alu EL

T piece, symmetrical, for device installation trunking Rapid 80 type GA-S70130

Type	Colour	Surface	Length mm	Pack Piece	Weight kg/100 pc.	Item no.
GA-ST70130EL	–	Anodised	500	1	106.900	**6279363**
GA-ST70130RW	Pure white	–	500	1	106.900	**6279360**

T piece for branches of Rapid 80 GA aluminium device installation trunking.

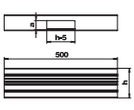



Trunking height 70 and 90 mm, trunking width 130 mm

T piece, symmetrical, for device installation trunking Rapid 80 type GA-S90130

Alu EL



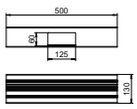

Type	Colour	Surface	Length mm	Pack Piece	Weight kg/100 pc.	Item no.
GA-ST90130EL	–	Anodised	500	1	116.400	**6276963**
GA-ST90130RW	Pure white	–	500	1	116.400	**6276960**

T piece for branches of Rapid 80 GA aluminium device installation trunking.

End piece, for device installation trunking Rapid 80 type GA-70130

Alu EL



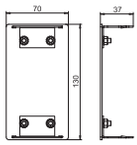

Type	Colour	Surface	Pack Piece	Weight kg/100 pc.	Item no.
GA-E70130EL	–	Anodised	1	11.900	**6279373**
GA-E70130RW	Pure white	–	1	11.900	**6279370**

End piece for tidy closure of the Rapid 80 GA device installation trunking in aluminium.

End piece, for device installation trunking Rapid 80 type GA-90130

Alu EL



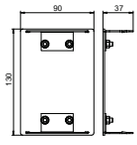

Type	Colour	Surface	Pack Piece	Weight kg/100 pc.	Item no.
GA-E90130EL	–	Anodised	1	14.500	**6276973**
GA-E90130RW	Pure white	–	1	14.500	**6276970**

End piece for tidy closure of the Rapid 80 GA device installation trunking in aluminium.

End piece, for device installation trunking Rapid 80 type 70130

PVC PC / ABS



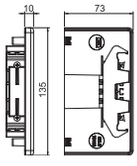

Type	Colour	Pack Piece	Weight kg/100 pc.	Item no.
GK-E70130WA	White aluminium	1	5.400	**6274574**
GK-E70130RW	Pure white	1	5.574	**6274570**

End piece for closing the GK device installation trunking.

Partition GA-TW70

St



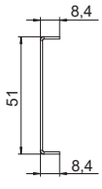

Type	Length mm	Suitable for trunking depth	Pack m	Weight kg/100 m	Item no.
GA-TW70	2000	70	2	51.500	**6279711**

Partition to divide the Rapid 80 GA, Rapid IBIS aluminium device installation trunking and ISS service poles for the installation of different voltage levels.
For vertical mounting of device installation trunking and the installation of ISS service poles, the duct clamps, type KL80A, are required for secure fixing of the partition.

St

Partition GA-TW90

Type	Length mm	Suitable for trunking depth	Pack m	Weight kg/100 m	Item no.
GA-TW90	2000	90	2	67.300	**6279714**

Partition to divide the Rapid 80 GA, Rapid IBIS aluminium device installation trunking and ISS service poles for the installation of different voltage levels.
For vertical mounting of device installation trunking and the installation of ISS service poles, the duct clamps, type KL80A, are required for secure fixing of the partition.

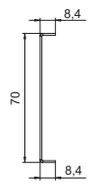



PC / ABS

Duct clamp KL80A

Type	Colour	Pack Piece	Weight kg/100 pc.	Item no.
KL80A	Light grey	20	0.685	**6288640**

Duct clamp for holding cables securely and for fastening the partition in Rapid 80 GK, GS and GA device installation trunking systems as well as in ISS service poles with a 76.5 mm system opening.

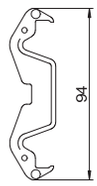



St G

Protective conductor connection bracket

Type	Surface	Pack Piece	Weight kg/100 pc.	Item no.
8AWR	Electrogalvanised	10	0.610	**6288704**

Protective conductor connection bracket to include steel and aluminium device installation trunking, service poles and system components of underfloor duct systems in the protective measure.
Clamping area: 2 x 1.5–4 mm²

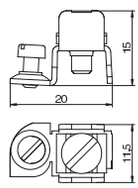



Trunking height 70 mm, trunking width 170 mm

Device installation trunking Rapid 80, trunking width 170, trunking height 70, symmetrical

Alu EL



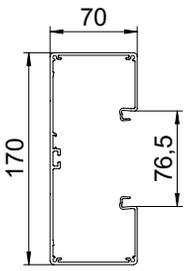

Type	Colour	Surface	Length mm	Pack m	Weight kg/100 m	Item no.
GA-S70170EL	–	Anodised	2000	2	262.900	**6279103**
GA-S70170RW	Pure white	–	2000	2	262.900	**6279100**

Device installation trunking Without base perforation suitable for direct wall mounting or mounting on panels. Over-lengths up to 6,000 mm for trunking bases and covers as well as other RAL colours can be provided on request. The visible surfaces of the device installation trunking are laminated.

Note:
For anodised device installation trunking and fittings made from aluminium, light colour differences caused by tolerance based on the material and process conditions, cannot be avoided (according to DIN 17 611). Alternatively, we recommend powder coating in the colour RAL 9006 (white aluminium).

Coupling GA-KUP70

VA



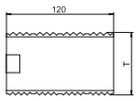

Type	Length mm	Pack PU	Weight kg/100 PUs	Item no.
GA-KUP70	120	1	5.800	**6279701**

Joint connector for connecting the bases of Rapid 80 GA aluminium device installation trunking.
The scope of delivery of a coupling includes 2 connection plates.

Accessory mounting box 71GD6, single

PA



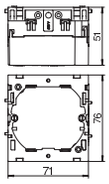

Type	Colour	Pack Piece	Weight kg/100 pc.	Item no.
71GD6	Iron grey	5	5.600	**6288610**

Front locking accessory mounting box for switch systems, with folding, and also removable, base for time-saving cable connection, with feed openings for cable diameters of up to 14 mm. Halogen-free version.

Accessory mounting box 71GD7-2, double

PA



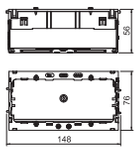

Type	Colour	Pack Piece	Weight kg/100 pc.	Item no.
71GD7-2	Iron grey	2	8.200	**6288608**

Front locking accessory mounting box for standard switch ranges for the installation of two individual installation devices or a multiple protective contact socket. With unfolding, and also removable, base for time-saving cable connection and with feed openings for cable diameters of up to 14 mm. Halogen-free version.

Vertical fastening track 60 mm.

7ZE strain relief

PA



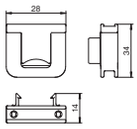

Type	Pack Piece	Weight kg/100 pc.	Item no.
7ZE	50	0.700	**6288790**

Strain relief with locking clips, suitable for the accessory mounting boxes 7GD... and 71GD... .

Cable clamping range to 14 mm.

Alu EL

Aluminium trunking cover

Type	Colour	Surface	Length mm	Pack m	Weight kg/100 m	Item no.
GA-OTEL	–	Anodised	2000	2	38.300	**6279723**
GA-OTRW	Pure white	–	2000	2	38.300	**6279720**

Aluminium cover, for closing Rapid GA device installation trunking and ISS service poles with a 76.5 mm system opening. The firm position of the cover and electrical contact to the lower part of the trunking and service pole is guaranteed thanks to type RKV3V locking brackets. There are 6 pre-mounted locking brackets included per delivery length (2,000 mm).

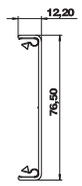



Alu EL

Trunking cover, aluminium, 100 mm

Type	Colour	Surface	Length mm	Pack Piece	Weight kg/100 pc.	Item no.
GA-OTRW 100	Pure white	–	100	1	3.830	**6279715**
GA-OTEL 100	–	Anodised	100	1	3.830	**6279733**

Aluminium cover, for closing Rapid GA device installation trunking and ISS service poles with a 76.5 mm system opening. The firm position of the cover and electrical contact to the lower part of the trunking and service pole is guaranteed thanks to type RKV3V locking brackets. There are 2 pre-mounted locking brackets included per delivery length (100 mm).





St

Locking bracket RKV3V

Type	Pack Piece	Weight kg/100 pc.	Item no.
RKV3V	20	0.085	**6288700**

Locking bracket for the mechanical and electrical connection of trunking covers and trunking bases. Suitable for covers of Rapid 45, Rapid 80 and ISS systems.

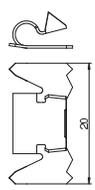



Alu EL

External corner, symmetrical, for device installation trunking Rapid 80 type GA-S70170

Type	Colour	Surface	Length mm	Pack Piece	Weight kg/100 pc.	Item no.
GA-SA70170EL	–	Anodised	300	1	202.200	**6279113**
GA-SA70170RW	Pure white	–	300	1	202.200	**6279110**

External corner for changing the direction of the Rapid 80 GA aluminium device installation trunking.

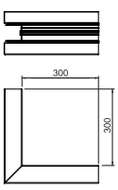



Alu EL

Aluminium external corner cover

Type	Colour	Surface	Length mm	Pack Piece	Weight kg/100 pc.	Item no.
GA-OTAEL	–	Anodised	300	1	12.900	**6279727**
GA-OTARW	Pure white	–	300	1	12.900	**6279725**

External corner cover for mounting on the Rapid 80 GA external corner fitting.

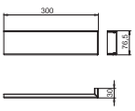



Trunking height 70 mm, trunking width 170 mm

Flat angle, symmetrical, for device installation trunking Rapid 80 type GA-S70170

Alu EL



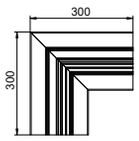

Type	Colour	Surface	Length mm	Pack Piece	Weight kg/100 pc.	Item no.
GA-SF70170EL	–	Anodised	300	1	142.600	6279123
GA-SF70170RW	Pure white	–	300	1	142.600	6279121

Flat angle for changing the direction of the Rapid 80 GA aluminium device installation trunking.

Aluminium flat angle cover

Alu EL



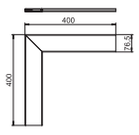

Type	Colour	Surface	Length mm	Pack Piece	Weight kg/100 pc.	Item no.
GA-OTFEL	–	Anodised	400	1	28.600	6279736
GA-OTFRW	Pure white	–	400	1	28.600	6279734

Flat angle cover for mounting on the Rapid 80 GA flat angle fitting.

Internal corner, symmetrical, for device installation trunking Rapid 80 type GA-S70170

Alu EL



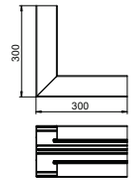

Type	Colour	Surface	Length mm	Pack Piece	Weight kg/100 pc.	Item no.
GA-SI70170EL	–	Anodised	300	1	172.000	6279143
GA-SI70170RW	Pure white	–	300	1	172.000	6279140

Internal corner for changing the direction of the Rapid 80 GA aluminium device installation trunking.

T piece, symmetrical, for device installation trunking Rapid 80 type GA-S70170

Alu EL



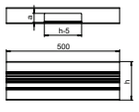

Type	Colour	Surface	Length mm	Pack Piece	Weight kg/100 pc.	Item no.
GA-ST70170EL	–	Anodised	500	1	127.600	6279163
GA-ST70170RW	Pure white	–	500	1	127.600	6279160

T piece for branches of Rapid 80 GA aluminium device installation trunking.

End piece, for device installation trunking Rapid 80 type GA-70170

Alu EL



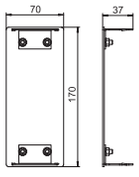

Type	Colour	Surface	Pack Piece	Weight kg/100 pc.	Item no.
GA-E70170EL	–	Anodised	1	13.400	6279473
GA-E70170RW	Pure white	–	1	13.400	6279470

End piece for tidy closure of the Rapid 80 GA device installation trunking in aluminium.

PVC PC / ABS

End piece, for device installation trunking Rapid 80 type 70170

Type	Colour	Pack Piece	Weight kg/100 pc.	Item no.
GK-E70170WA	White aluminium	1	4.900	**6274774**
GK-E70170RW	Pure white	1	6.840	**6274770**

End piece for closing the GK device installation trunking.

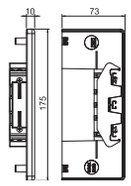



St

Partition GA-TW70

Type	Length mm	Suitable for trunking depth	Pack m	Weight kg/100 m	Item no.
GA-TW70	2000	70	2	51.500	**6279711**

Partition to divide the Rapid 80 GA, Rapid IBIS aluminium device installation trunking and ISS service poles for the installation of different voltage levels.
For vertical mounting of device installation trunking and the installation of ISS service poles, the duct clamps, type KL80A, are required for secure fixing of the partition.

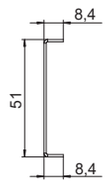



PC / ABS

Duct clamp KL80A

Type	Colour	Pack Piece	Weight kg/100 pc.	Item no.
KL80A	Light grey	20	0.685	**6288640**

Duct clamp for holding cables securely and for fastening the partition in Rapid 80 GK, GS and GA device installation trunking systems as well as in ISS service poles with a 76.5 mm system opening.

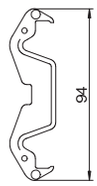



St G

Protective conductor connection bracket

Type	Surface	Pack Piece	Weight kg/100 pc.	Item no.
8AWR	Electrogalvanised	10	0.610	**6288704**

Protective conductor connection bracket to include steel and aluminium device installation trunking, service poles and system components of underfloor duct systems in the protective measure.
Clamping area: 2 x 1.5–4 mm²

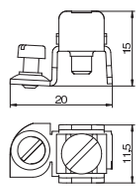



Device installation trunking Rapid 80, trunking width 170, trunking height 70, asymmetrical

Alu EL



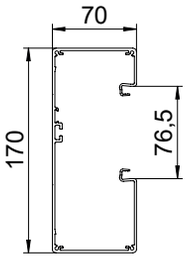

Type	Colour	Surface	Length mm	Pack m	Weight kg/100 m	Item no.
GA-A70170EL	–	Anodised	2000	2	262.900	**6279403**
GA-A70170RW	Pure white	–	2000	2	262.900	**6279400**

Device installation trunking Without base perforation suitable for direct wall mounting or mounting on panels. Over-lengths up to 6,000 mm for trunking bases and covers as well as other RAL colours can be provided on request. The visible surfaces of the device installation trunking are laminated.

Note:
For anodised device installation trunking and fittings made from aluminium, light colour differences caused by tolerance based on the material and process conditions, cannot be avoided (according to DIN 17 611). Alternatively, we recommend powder coating in the colour RAL 9006 (white aluminium).

Device installation trunking Rapid 80, trunking width 170, trunking height 90

Alu EL



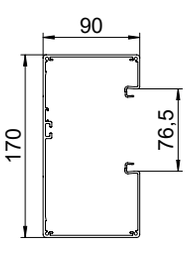

Type	Colour	Surface	Length mm	Pack m	Weight kg/100 m	Item no.
GA-A90170RW	Pure white	–	2000	2	284.500	**6279500**
GA-A90170EL	–	Anodised	2000	2	284.500	**6279503**

Device installation trunking Without base perforation for direct wall mounting or mounting on panels. Over-lengths up to 6,000 mm for trunking bases and covers as well as other RAL colours can be provided on request. The visible surfaces of the painted device installation trunking are laminated.

Note:
For anodised device installation trunking and fittings made from aluminium, light colour differences caused by tolerance based on the material and process conditions, cannot be avoided (according to DIN 17 611). Alternatively, we recommend powder coating in the colour RAL 9006 (white aluminium).

Coupling GA-KUP70

VA



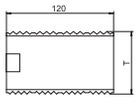

Type	Length mm	Pack PU	Weight kg/100 PUs	Item no.
GA-KUP70	120	1	5.800	**6279701**

Joint connector for connecting the bases of Rapid 80 GA aluminium device installation trunking.
The scope of delivery of a coupling includes 2 connection plates.

Coupling GA-KUP90

VA



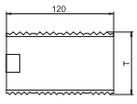

Type	Length mm	Pack PU	Weight kg/100 PUs	Item no.
GA-KUP90	120	1	8.200	**6279704**

Joint connector for connecting the bases of Rapid 80 GA aluminium device installation trunking.
The scope of delivery of a coupling includes 2 connection plates.

PA

Accessory mounting box 71GD6, single

Type	Colour	Pack Piece	Weight kg/100 pc.	Item no.
71GD6	Iron grey	5	5.600	6288610

Front locking accessory mounting box for switch systems, with folding, and also removable, base for time-saving cable connection, with feed openings for cable diameters of up to 14 mm. Halogen-free version.

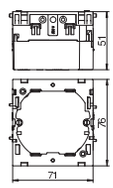



PA

Accessory mounting box 71GD7-2, double

Type	Colour	Pack Piece	Weight kg/100 pc.	Item no.
71GD7-2	Iron grey	2	8.200	6288608

Front locking accessory mounting box for standard switch ranges for the installation of two individual installation devices or a multiple protective contact socket. With unfolding, and also removable, base for time-saving cable connection and with feed openings for cable diameters of up to 14 mm. Halogen-free version.

Vertical fastening track 60 mm.

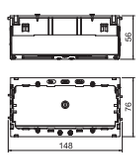



PA

7ZE strain relief

Type	Pack Piece	Weight kg/100 pc.	Item no.
7ZE	50	0.700	6288790

Strain relief with locking clips, suitable for the accessory mounting boxes 7GD... and 71GD... .

Cable clamping range to 14 mm.

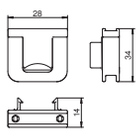



Alu EL

Aluminium trunking cover

Type	Colour	Surface	Length mm	Pack m	Weight kg/100 m	Item no.
GA-OTEL	–	Anodised	2000	2	38.300	6279723
GA-OTRW	Pure white	–	2000	2	38.300	6279720

Aluminium cover, for closing Rapid GA device installation trunking and ISS service poles with a 76.5 mm system opening. The firm position of the cover and electrical contact to the lower part of the trunking and service pole is guaranteed thanks to type RKV3V locking brackets. There are 6 pre-mounted locking brackets included per delivery length (2,000 mm).

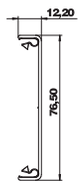



Alu EL

Trunking cover, aluminium, 100 mm

Type	Colour	Surface	Length mm	Pack Piece	Weight kg/100 pc.	Item no.
GA-OTRW 100	Pure white	–	100	1	3.830	6279715
GA-OTEL 100	–	Anodised	100	1	3.830	6279733

Aluminium cover, for closing Rapid GA device installation trunking and ISS service poles with a 76.5 mm system opening. The firm position of the cover and electrical contact to the lower part of the trunking and service pole is guaranteed thanks to type RKV3V locking brackets. There are 2 pre-mounted locking brackets included per delivery length (100 mm).

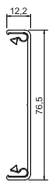



Trunking height 70 and 90 mm, trunking width 170 mm, asymmetrical

Locking bracket RKV3V

St





Type		Pack Piece	Weight kg/100 pc.	Item no.
RKV3V		20	0.085	6288700

Locking bracket for the mechanical and electrical connection of trunking covers and trunking bases. Suitable for covers of Rapid 45, Rapid 80 and ISS systems.

External corner, asymmetrical, for device installation trunking Rapid 80 type GA-A70170

Alu EL



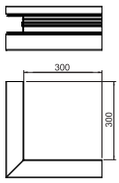

Type	Colour	Surface	Length mm	Pack Piece	Weight kg/100 pc.	Item no.
GA-AA70170EL	–	Anodised	300	1	202.200	6279413
GA-AA70170RW	Pure white	–	300	1	202.200	6279410

External corner for changing the direction of the Rapid 80 GA aluminium device installation trunking.

External corner, asymmetrical, for device installation trunking Rapid 80 type GA-A90170

Alu EL



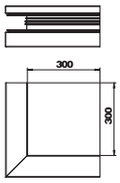

Type	Colour	Surface	Length mm	Pack Piece	Weight kg/100 pc.	Item no.
GA-AA90170RW	Pure white	–	300	1	229.200	6279510
GA-AA90170EL	–	Anodised	300	1	229.200	6279513

External corner for changing the direction of the Rapid 80 GA aluminium device installation trunking.

Aluminium external corner cover

Alu EL



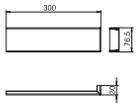

Type	Colour	Surface	Length mm	Pack Piece	Weight kg/100 pc.	Item no.
GA-OTAEL	–	Anodised	300	1	12.900	6279727
GA-OTARW	Pure white	–	300	1	12.900	6279725

External corner cover for mounting on the Rapid 80 GA external corner fitting.

Flat angle, asymmetrical, rising, for device installation trunking Rapid 80 type GA-A70170

Alu EL



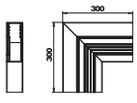

Type	Colour	Surface	Length mm	Pack Piece	Weight kg/100 pc.	Item no.
GA-AFS70170EL	–	Anodised	300	1	142.600	6279423
GA-AFS70170RW	Pure white	–	300	1	142.600	6279420

Rising flat angle to change the direction of the Rapid 80 GA aluminium device installation trunking.

Alu EL

Flat angle, asymmetrical, rising, for device installation trunking Rapid 80 type GA-A90170

Type	Colour	Surface	Length mm	Pack Piece	Weight kg/100 pc.	Item no.
GA-AFS90170RW	Pure white	–	300	1	159.400	**6279520**
GA-AFS90170EL	–	Anodised	300	1	159.400	**6279523**

Flat angle, rising, for changing the direction of the Rapid 80 GA aluminium device installation trunking.

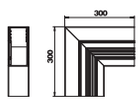



Alu EL

Flat angle, asymmetrical, falling, for device installation trunking Rapid 80 type GA-A70170

Type	Colour	Surface	Length mm	Pack Piece	Weight kg/100 pc.	Item no.
GA-AFF70170EL	–	Anodised	300	1	132.600	**6279433**
GA-AFF70170RW	Pure white	–	300	1	132.600	**6279430**

Flat angle, falling, for changing the direction of the Rapid 80 GA aluminium device installation trunking.

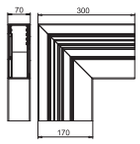



Alu EL

Flat angle, asymmetrical, falling, for device installation trunking Rapid 80 type GA-A90170

Type	Colour	Surface	Length mm	Pack Piece	Weight kg/100 pc.	Item no.
GA-AFF90170RW	Pure white	–	300	1	149.400	**6279530**
GA-AFF90170EL	–	Anodised	300	1	149.400	**6279533**

Flat angle, falling, for changing the direction of the Rapid 80 GA aluminium device installation trunking.

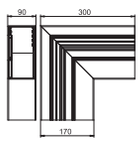



Alu EL

Aluminium flat angle cover

Type	Colour	Surface	Length mm	Pack Piece	Weight kg/100 pc.	Item no.
GA-OTFEL	–	Anodised	400	1	28.600	**6279736**
GA-OTFRW	Pure white	–	400	1	28.600	**6279734**

Flat angle cover for mounting on the Rapid 80 GA flat angle fitting.

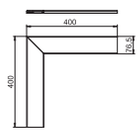



Alu EL

Internal corner, asymmetrical, for device installation trunking Rapid 80 type GA-A70170

Type	Colour	Surface	Pack Piece	Weight kg/100 pc.	Item no.
GA-AI70170EL	–	Anodised	1	172.000	**6279443**
GA-AI70170RW	Pure white	–	1	172.000	**6279440**

Internal corner for changing the direction of the Rapid 80 GA aluminium device installation trunking.

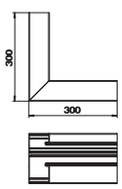



Internal corner, asymmetrical, for device installation trunking Rapid 80 type GA-A90170

Alu EL



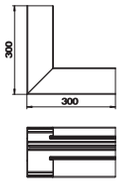

Type	Colour	Surface	Pack Piece	Weight kg/100 pc.	Item no.
GA-AI90170RW	Pure white	–	1	186.400	6279540
GA-AI90170EL	–	Anodised	1	186.400	6279543

Internal corner for changing the direction of the Rapid 80 GA aluminium device installation trunking.

T piece, asymmetrical, for device installation trunking Rapid 80 type GA-A70170

Alu EL



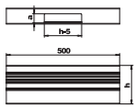

Type	Colour	Surface	Length mm	Pack Piece	Weight kg/100 pc.	Item no.
GA-AT70170EL	–	Anodised	500	1	127.600	6279463
GA-AT70170RW	Pure white	–	500	1	127.600	6279460

T piece for branches of Rapid 80 GA aluminium device installation trunking.

T piece, asymmetrical, for device installation trunking Rapid 80 type GA-A90170

Alu EL



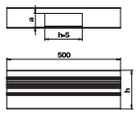

Type	Colour	Surface	Length mm	Pack Piece	Weight kg/100 pc.	Item no.
GA-AT90170RW	Pure white	–	500	1	136.600	6279560
GA-AT90170EL	–	Anodised	500	1	136.600	6279563

T piece for branches of Rapid 80 GA aluminium device installation trunking.

End piece, for device installation trunking Rapid 80 type GA-70170

Alu EL



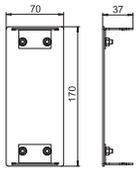

Type	Colour	Surface	Pack Piece	Weight kg/100 pc.	Item no.
GA-E70170EL	–	Anodised	1	13.400	6279473
GA-E70170RW	Pure white	–	1	13.400	6279470

End piece for tidy closure of the Rapid 80 GA device installation trunking in aluminium.

End piece, for device installation trunking Rapid 80 type GA-A90170

Alu EL



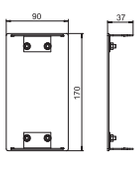

Type	Colour	Surface	Pack Piece	Weight kg/100 pc.	Item no.
GA-E90170RW	Pure white	–	1	16.900	6279570
GA-E90170EL	–	Anodised	1	16.900	6279573

End piece for tidy closure of the Rapid 80 GA device installation trunking in aluminium.

PVC PC/ABS

End piece, for device installation trunking Rapid 80 type 70170

Type	Colour	Pack Piece	Weight kg/100 pc.	Item no.
GK-E70170WA	White aluminium	1	4.900	**6274774**
GK-E70170RW	Pure white	1	6.840	**6274770**

End piece for closing the GK device installation trunking.

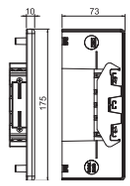



St

Partition GA-TW70

Type	Length mm	Suitable for trunking depth	Pack m	Weight kg/100 m	Item no.
GA-TW70	2000	70	2	51.500	**6279711**

Partition to divide the Rapid 80 GA, Rapid IBIS aluminium device installation trunking and ISS service poles for the installation of different voltage levels.
For vertical mounting of device installation trunking and the installation of ISS service poles, the duct clamps, type KL80A, are required for secure fixing of the partition.

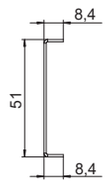



St

Partition GA-TW90

Type	Length mm	Suitable for trunking depth	Pack m	Weight kg/100 m	Item no.
GA-TW90	2000	90	2	67.300	**6279714**

Partition to divide the Rapid 80 GA, Rapid IBIS aluminium device installation trunking and ISS service poles for the installation of different voltage levels.
For vertical mounting of device installation trunking and the installation of ISS service poles, the duct clamps, type KL80A, are required for secure fixing of the partition.

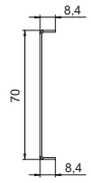



PC/ABS

Duct clamp KL80A

Type	Colour	Pack Piece	Weight kg/100 pc.	Item no.
KL80A	Light grey	20	0.685	**6288640**

Duct clamp for holding cables securely and for fastening the partition in Rapid 80 GK, GS and GA device installation trunking systems as well as in ISS service poles with a 76.5 mm system opening.

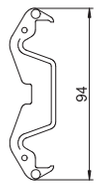



St G

Protective conductor connection bracket

Type	Surface	Pack Piece	Weight kg/100 pc.	Item no.
8AWR	Electrogalvanised	10	0.610	**6288704**

Protective conductor connection bracket to include steel and aluminium device installation trunking, service poles and system components of underfloor duct systems in the protective measure.
Clamping area: 2 x 1.5–4 mm²

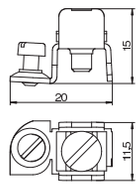



Trunking height 90 mm, trunking width 210 mm, duoduct

Device installation trunking Rapid 80, symmetrical, double, trunking width 210, trunking height 90

Alu EL



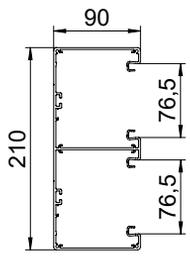

Type	Colour	Surface	Length mm	Pack m	Weight kg/100 m	Item no.
GA-D90210EL	–	Anodised	2000	2	378.600	**6279603**
GA-D90210RW	Pure white	–	2000	2	378.600	**6279600**

Device installation trunking Without base perforation suitable for direct wall mounting or mounting on panels. Over-lengths up to 6,000 mm for trunking bases and covers as well as other RAL colours can be provided on request. The visible surfaces of the device installation trunking are laminated.

Note:
For anodised device installation trunking and fittings made from aluminium, light colour differences caused by tolerance based on the material and process conditions, cannot be avoided (according to DIN 17 611). Alternatively, we recommend powder coating in the colour RAL 9006 (white aluminium).

Coupling GA-KUP90

VA



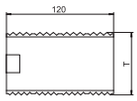

Type	Length mm	Pack PU	Weight kg/100 PUs	Item no.
GA-KUP90	120	1	8.200	**6279704**

Joint connector for connecting the bases of Rapid 80 GA aluminium device installation trunking.
The scope of delivery of a coupling includes 2 connection plates.

Accessory mounting box 71GD6, single

PA



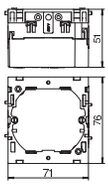

Type	Colour	Pack Piece	Weight kg/100 pc.	Item no.
71GD6	Iron grey	5	5.600	**6288610**

Front locking accessory mounting box for switch systems, with folding, and also removable, base for time-saving cable connection, with feed openings for cable diameters of up to 14 mm. Halogen-free version.

Accessory mounting box 71GD7-2, double

PA



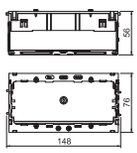

Type	Colour	Pack Piece	Weight kg/100 pc.	Item no.
71GD7-2	Iron grey	2	8.200	**6288608**

Front locking accessory mounting box for standard switch ranges for the installation of two individual installation devices or a multiple protective contact socket. With unfolding, and also removable, base for time-saving cable connection and with feed openings for cable diameters of up to 14 mm. Halogen-free version.

Vertical fastening track 60 mm.

7ZE strain relief

PA



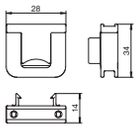

Type	Pack Piece	Weight kg/100 pc.	Item no.
7ZE	50	0.700	**6288790**

Strain relief with locking clips, suitable for the accessory mounting boxes 7GD... and 71GD... .

Cable clamping range to 14 mm.

Alu EL

Aluminium trunking cover

Type	Colour	Surface	Length mm	Pack m	Weight kg/100 m	Item no.
GA-OTEL	–	Anodised	2000	2	38.300	6279723
GA-OTRW	Pure white	–	2000	2	38.300	6279720

Aluminium cover, for closing Rapid GA device installation trunking and ISS service poles with a 76.5 mm system opening. The firm position of the cover and electrical contact to the lower part of the trunking and service pole is guaranteed thanks to type RKV3V locking brackets. There are 6 pre-mounted locking brackets included per delivery length (2,000 mm).

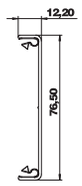



Alu EL

Trunking cover, aluminium, 100 mm

Type	Colour	Surface	Length mm	Pack Piece	Weight kg/100 pc.	Item no.
GA-OTRW 100	Pure white	–	100	1	3.830	6279715
GA-OTEL 100	–	Anodised	100	1	3.830	6279733

Aluminium cover, for closing Rapid GA device installation trunking and ISS service poles with a 76.5 mm system opening. The firm position of the cover and electrical contact to the lower part of the trunking and service pole is guaranteed thanks to type RKV3V locking brackets. There are 2 pre-mounted locking brackets included per delivery length (100 mm).





St

Locking bracket RKV3V

Type	Pack Piece	Weight kg/100 pc.	Item no.
RKV3V	20	0.085	6288700

Locking bracket for the mechanical and electrical connection of trunking covers and trunking bases. Suitable for covers of Rapid 45, Rapid 80 and ISS systems.

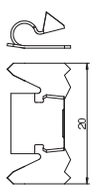



Alu EL

External corner, symmetrical, for device installation trunking Rapid 80 type GA-D90210

Type	Colour	Surface	Length mm	Pack Piece	Weight kg/100 pc.	Item no.
GA-DA90210EL	–	Anodised	300	1	291.000	6279613
GA-DA90210RW	Pure white	–	300	1	291.000	6279610

External corner for changing the direction of the Rapid 80 GA aluminium device installation trunking.

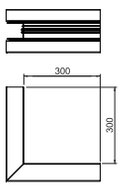



Alu EL

Aluminium external corner cover

Type	Colour	Surface	Length mm	Pack Piece	Weight kg/100 pc.	Item no.
GA-OTAEL	–	Anodised	300	1	12.900	6279727
GA-OTARW	Pure white	–	300	1	12.900	6279725

External corner cover for mounting on the Rapid 80 GA external corner fitting.

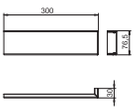



Trunking height 90 mm, trunking width 210 mm, duoduct

Flat angle, symmetrical, for device installation trunking Rapid 80 type GA-D90210

Alu EL



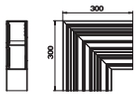

Type	Colour	Surface	Length mm	Pack Piece	Weight kg/100 pc.	Item no.
GA-DF90210EL	–	Anodised	300	1	184.800	6279623
GA-DF90210RW	Pure white	–	300	1	184.800	6279620

Flat angle for changing the direction of the Rapid 80 GA aluminium device installation trunking.

Aluminium flat angle cover

Alu EL



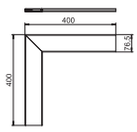

Type	Colour	Surface	Length mm	Pack Piece	Weight kg/100 pc.	Item no.
GA-OTFEL	–	Anodised	400	1	28.600	6279736
GA-OTFRW	Pure white	–	400	1	28.600	6279734

Flat angle cover for mounting on the Rapid 80 GA flat angle fitting.

Internal corner, symmetrical, for device installation trunking Rapid 80 type GA-D90210

Alu EL



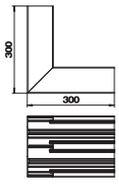

Type	Colour	Surface	Pack Piece	Weight kg/100 pc.	Item no.
GA-DI90210EL	–	Anodised	1	237.200	6279643
GA-DI90210RW	Pure white	–	1	237.200	6279640

Internal corner for changing the direction of the Rapid 80 GA aluminium device installation trunking.

T piece, symmetrical, for device installation trunking Rapid 80 type GA-D90210

Alu EL



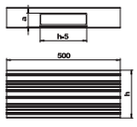

Type	Colour	Surface	Length mm	Pack Piece	Weight kg/100 pc.	Item no.
GA-DT90210EL	–	Anodised	500	1	177.400	6279663
GA-DT90210RW	Pure white	–	500	1	177.400	6279660

T piece for branches of Rapid 80 GA aluminium device installation trunking.

End piece, for device installation trunking Rapid 80 type GA-90210

Alu EL



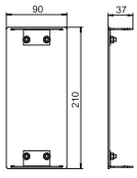

Type	Colour	Surface	Pack Piece	Weight kg/100 pc.	Item no.
GA-E90210EL	–	Anodised	1	18.800	6279673
GA-E90210RW	Pure white	–	1	18.800	6279670

End piece for tidy closure of the Rapid 80 GA device installation trunking in aluminium.

St

Partition GA-TW90

Type	Length mm	Suitable for trunking depth	Pack m	Weight kg/100 m	Item no.
GA-TW90	2000	90	2	67.300	**6279714**

Partition to divide the Rapid 80 GA, Rapid IBIS aluminium device installation trunking and ISS service poles for the installation of different voltage levels.
For vertical mounting of device installation trunking and the installation of ISS service poles, the duct clamps, type KL80A, are required for secure fixing of the partition.





PC / ABS

Duct clamp KL80A

Type	Colour	Pack Piece	Weight kg/100 pc.	Item no.
KL80A	Light grey	20	0.685	**6288640**

Duct clamp for holding cables securely and for fastening the partition in Rapid 80 GK, GS and GA device installation trunking systems as well as in ISS service poles with a 76.5 mm system opening.

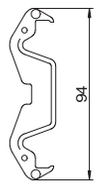



St G

Protective conductor connection bracket

Type	Surface	Pack Piece	Weight kg/100 pc.	Item no.
8AWR	Electrogalvanised	10	0.610	**6288704**

Protective conductor connection bracket to include steel and aluminium device installation trunking, service poles and system components of underfloor duct systems in the protective measure.
Clamping area: 2 x 1.5–4 mm²

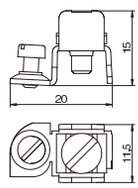





Accessories, Rapid 80 device installation trunking



Fastening panel, mounting accessories for device installation trunking 206

Transparent covers, wall end pieces, sound protection 212



Device installation trunking accessories

Fastening panels

St FS



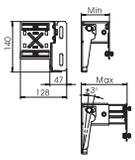

Type	Version		Pack Piece	Weight kg/100 pc.	Item no.
BKN50 80	53–83 mm		1	50.000	**6288001**
BKN75 125	78–127 mm		1	57.000	**6288003**
BKN120 205	120–205 mm		1	68.000	**6288005**
BKN200 350	198–351 mm		1	89.000	**6288007**

Fastening panel for mounting device installation trunking on skirting board constructions and as a support for the convection grid. The fastening panel can be used for all Rapid 80 device installation trunking systems of type GK, GS and GA. When mounting plastic GK device installation trunking, the matching wall panel adapter is also required. The connection profile is required for mounting double trunking of type GS-D70170 and GS-D90170, as well as for GS trunking with a nominal width of 210 mm.

The mesh slats are simply attached to the slat holder.

Wall panel adapter KS70110 for GK plastic, trunking width 110 mm

St FS



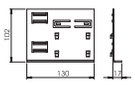

Type	For trunking dimension		Pack Piece	Weight kg/100 pc.	Item no.
KS70110	70x110 mm		1	22.000	**6279802**

Wall panel adapter for mounting the GK70110 device installation trunking on fastening panels.

Wall panel adapter KS70130 for GK plastic, trunking width 130 mm

St FS



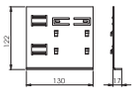

Type	For trunking dimension		Pack Piece	Weight kg/100 pc.	Item no.
KS70130	70x130 mm		1	26.100	**6279804**

Wall panel adapter for mounting the GK70130 device installation trunking on fastening panels.

Wall panel adapter KS70170 for GK plastic, trunking width 170 mm

St FS



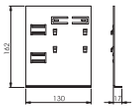

Type	For trunking dimension		Pack Piece	Weight kg/100 pc.	Item no.
KS70170	70x170 mm		1	34.300	**6279806**

Wall panel adapter for mounting the GK70170 device installation trunking on fastening panels.

Connection profile for trunking width 170 mm

St FS



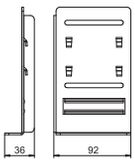

Type	Height mm		Pack Piece	Weight kg/100 pc.	Item no.
KSP170	152		1	23.500	**6279810**

Connection profile for mounting and stabilising Rapid 80 device installation trunking, type GS and GA, of nominal width 170 mm.

St FS

CE

Connection profile for trunking width 210 mm

Type	Height mm	Pack Piece	Weight kg/100 pc.	Item no.
KSP210	192	1	31.900	**6279812**

Connection profile for mounting and stabilising Rapid 80 device installation trunking, type GS and GA, of nominal width 210 mm.

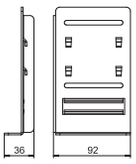



PP

CE

Profile connector, horizontal

Type	Length mm	Number of profiles	Pack Piece	Weight kg/100 pc.	Item no.
PV N3 50H	50	2	1	0.730	**6288100**
PV N3 75H	75	3	1	1.054	**6288102**
PV N3 100H	100	4	1	1.425	**6288104**
PV N3 125H	125	5	1	1.739	**6288106**
PV N3 150H	150	6	1	2.071	**6288108**
PV N3 175H	175	7	1	2.470	**6288110**
PV N3 200H	200	8	1	2.785	**6288112**
PV N3 225H	225	9	1	3.109	**6288114**
PV N3 250H	250	10	1	3.382	**6288116**
PV N3 275H	275	11	1	3.776	**6288118**
PV N3 300H	300	12	1	4.150	**6288120**

Horizontal profile connector with guide slits to lock convection grid profiles. The profile connector is mounted on the fastening panel using the clamp, type SP3.

The mesh slats are simply attached to the slat holder.

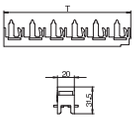



St FS

CE

Clamp

Type	Pack Piece	Weight kg/100 pc.	Item no.
SP3	10	0.260	**6279800**

Clamp to lock supports between the convection grid and the fixing panel.

Suitable for fixing panels for windowsill thickness 23.5 mm

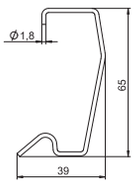



St FS

CE

Mounting and connection profile for convection grids, trunking height 70 mm

Type	For trunking dimension	Pack Piece	Weight kg/100 pc.	Item no.
MVKG70130	70x130	1	38.000	**6279820**
MVKG70170	70x170	1	49.000	**6279822**
MVKG70210	70x210	1	50.000	**6279824**

Mounting and connection profile for panel mounting of device installation trunking in conjunction with vertical convection grids. The installation and connection profile is locked onto the fixing panel and accepts the profile connector, type PVV/N2... vertically. Please observe the trunking dimensions.

The mesh slats are simply attached to the slat holder.

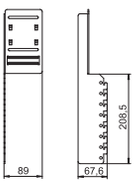



Device installation trunking accessories

Mounting and connection profile for convection grids, trunking height 90 mm

St FS CE



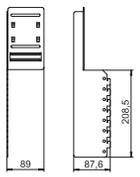

Type	For trunking dimension		Pack Piece	Weight kg/100 pc.	Item no.
MVKG90130	90 x 130		1	44.000	**6279826**
MVKG90170	90 x 170		1	50.000	**6279828**
MVKG90210	90 x 210		1	63.100	**6279830**

Mounting and connection profile for panel mounting of device installation trunking in conjunction with vertical convection grids. The installation and connection profile is locked onto the fixing panel and accepts the profile connector, type PVV/N2... vertically. Please observe the trunking dimensions.

The mesh slats are simply attached to the slat holder.

Profile connector, vertical

PP CE



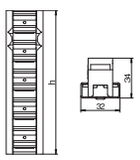

Type	Length mm	Number of profiles		Pack Piece	Weight kg/100 pc.	Item no.
PVV N2 150	150	6		1	9.000	**6288034**
PVV N2 475	475	19		1	28.500	**6288044**
PVV N2 500	500	20		1	29.600	**6288084**
PVV N2 600	600	24		1	36.000	**6288050**
PVV N2 625	625	25		1	37.500	**6288052**
PVV N2 700	700	28		1	43.000	**6288058**
PVV N2 800	800	32		1	51.200	**6288090**
PVV N2 875	875	35		1	52.500	**6288066**

Vertical profile connector with guide slits to lock convection grid profiles for the creation of a compact grid unit. The vertical convection grids can run some way down the front side of the trunking, although a gap should be left near the floor for cleaning, or should be run to the floor and fastened with the BVL floor panel. This version represents a variant of the convector panelling. Alternatively to the convection grid profiles, heating convector panelling can also be created with closed sheet steel panelling.

The mesh slats are simply attached to the slat holder.

Floor bracket

St CE



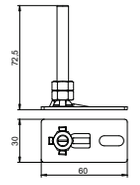

Type		Pack Piece	Weight kg/100 pc.	Item no.
BVL		1	6.000	**6288180**

The BVL floor holder is used to fasten vertical profile connectors of type PVV/N2... on the floor.

Convection grid profile

Alu EL CE



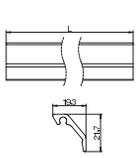

Type	Colour	Surface	Length mm		Pack m	Weight kg/100 m	Item no.
KG2RW	Pure white	–	2000		2	23.100	**6287700**
KG2CW	Cream	–	2000		2	23.100	**6287701**
KG2LGR	Light grey	–	2000		2	23.100	**6287702**
KG2RW	Pure white	–	3000		3	23.100	**6287710**
KG2CW	Cream	–	3000		3	23.100	**6287711**
KG2LGR	Light grey	–	3000		3	23.100	**6287712**
KG2EL	–	Anodised	3000		3	21.900	**6287723**
KG2EL	–	Anodised	2000		2	21.900	**6287733**

Sloping convection grid, for optically attractive closing of spaces between the device installation trunking and the wall. The convection grid profiles are suitable for horizontal and vertical mounting.

St

CE

Coupling pin 8VS4

Type		Pack Piece	Weight kg/100 pc.	Item no.
8VS4		100	0.740	6287810

Coupling pin to connect convection grid profiles.

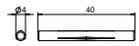





Trunking cover Rapid 80, PC, clear, fluted inside

PC



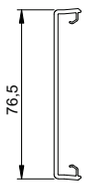

Type	Colour	Width mm	Pack m	Weight kg/100 m	Item no.
GK-OTKKPI	Transparent	76.5	2	21.800	6278790

Trunking cover for closing Rapid 80 GK (PVC), GS (steel) and GA (aluminium) device installation trunking as well as ISS service poles with a 76.5 mm system opening. The GK-OTKKP cover is made from clear, transparent plastic and the inside is fluted (longitudinal) and is therefore suitable for integrating lighting in the trunking and service pole.

Cover Rapid 80, opal, smooth

PC



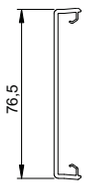

Type	Colour	Width mm	Pack m	Weight kg/100 m	Item no.
GK-OTGO	Transparent	76.5	2	21.800	6278690

Trunking cover for closing Rapid 80 GK (PVC), GS (steel) and GA (aluminium) device installation trunking as well as ISS service poles with a 76.5 mm system opening. The GK-OTGO cover is made from translucent but milky plastic (looking like cut glass) and is therefore suitable for integrating lighting in the trunking or service poles.

PVC wall cover, open, 70110

ABS/ASA



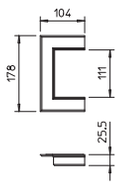

Type	Colour	Pack Piece	Weight kg/100 pc.	Item no.
G-KWAO70110RW	Pure white	1	6.300	6274810

Wall cover, open, to close wall penetrations during wall mounting.

PVC wall cover, open, 90110

ABS/ASA



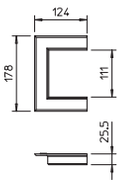

Type	Colour	Pack Piece	Weight kg/100 pc.	Item no.
G-KWAO90110RW	Pure white	1	7.100	6274910

Wall cover, open, to close wall penetrations during wall mounting.

PVC wall cover, open, 70130

ABS/ASA



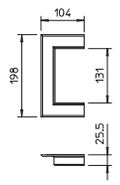

Type	Colour	Pack Piece	Weight kg/100 pc.	Item no.
G-KWAO70130RW	Pure white	1	6.500	6274820

Wall cover, open, to close wall penetrations during wall mounting.

ABS/ ASA

CE

PVC wall cover, open, 90130

Type	Colour	Pack Piece	Weight kg/100 pc.	Item no.
G-KWAO90130RW	Pure white	1	7.300	6274920

Wall cover, open, to close wall penetrations during wall mounting.

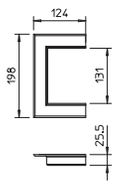



ABS/ ASA

CE

PVC wall cover, open, 70170

Type	Colour	Pack Piece	Weight kg/100 pc.	Item no.
G-KWAO70170RW	Pure white	1	7.100	6274830

Wall cover, open, to close wall penetrations during wall mounting.

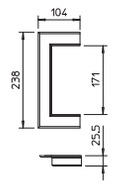



ABS/ ASA

CE

PVC wall cover, open, 90170

Type	Colour	Pack Piece	Weight kg/100 pc.	Item no.
G-KWAO90170RW	Pure white	1	7.500	6274930

Wall cover, open, to close wall penetrations during wall mounting.

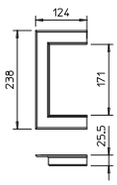



ABS/ ASA

CE

PVC wall cover, open, 70210

Type	Colour	Pack Piece	Weight kg/100 pc.	Item no.
G-KWAO70210RW	Pure white	1	7.500	6274840

Wall cover, open, to close wall penetrations during wall mounting.

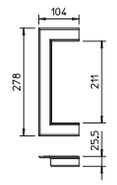



ABS/ ASA

CE

PVC wall cover, open, 90210

Type	Colour	Pack Piece	Weight kg/100 pc.	Item no.
G-KWAO90210RW	Pure white	1	7.800	6274940

Wall cover, open, to close wall penetrations during wall mounting.

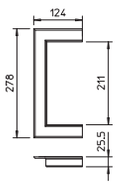



PVC wall cover, closed, 70170

ABS/ASA

CE



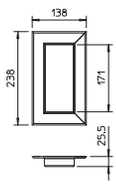

Type	Colour		Pack Piece	Weight kg/100 pc.	Item no.
G-KWAG70170RW	Pure white		1	10.400	6274870

Wall cover, closed, to close wall penetrations during panel mounting.

PVC wall cover, closed, 70210

ABS/ASA

CE



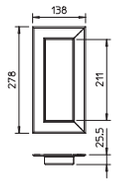

Type	Colour		Pack Piece	Weight kg/100 pc.	Item no.
G-KWAG70210RW	Pure white		1	11.400	6274880

Wall cover, closed, to close wall penetrations during panel mounting.

Aluminium wall cover, open, 70110

Alu

CE

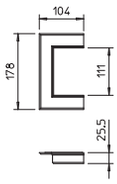

Type	Colour		Pack Piece	Weight kg/100 pc.	Item no.
G-AWAO70110RW	Pure white		1	10.300	6278800

Wall cover, open, to close wall penetrations during wall mounting.

Aluminium wall cover, open, 90110

Alu

CE

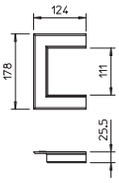

Type	Colour		Pack Piece	Weight kg/100 pc.	Item no.
G-AWAO90110RW	Pure white		1	11.600	6278880

Wall cover, open, to close wall penetrations during wall mounting.

Aluminium wall cover, open, 70130

Alu

CE



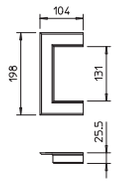

Type	Colour		Pack Piece	Weight kg/100 pc.	Item no.
G-AWAO70130RW	Pure white		1	10.900	6278810

Wall cover, open, to close wall penetrations during wall mounting.

Alu

CE

Aluminium wall cover, open, 90130

Type	Colour	Pack Piece	Weight kg/100 pc.	Item no.
G-AWAO90130RW	Pure white	1	12.300	6278890

Wall cover, open, to close wall penetrations during wall mounting.

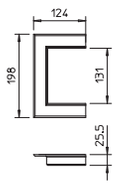

Alu

CE

Aluminium wall cover, open, 70170

Type	Colour	Pack Piece	Weight kg/100 pc.	Item no.
G-AWAO70170RW	Pure white	1	12.300	6278820

Wall cover, open, to close wall penetrations during wall mounting.

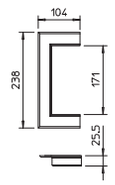

Alu

CE

Aluminium wall cover, open, 90170

Type	Colour	Pack Piece	Weight kg/100 pc.	Item no.
G-AWAO90170RW	Pure white	1	13.600	6279000

Wall cover, open, to close wall penetrations during wall mounting.

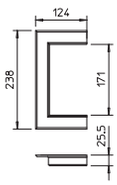

Alu

CE

Aluminium wall cover, open, 70210

Type	Colour	Pack Piece	Weight kg/100 pc.	Item no.
G-AWAO70210RW	Pure white	1	13.600	6278830

Wall cover, open, to close wall penetrations during wall mounting.

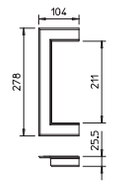

Alu

CE

Aluminium wall cover, open, 90210

Type	Colour	Pack Piece	Weight kg/100 pc.	Item no.
G-AWAO90210RW	Pure white	1	14.900	6279010

Wall cover, open, to close wall penetrations during wall mounting.

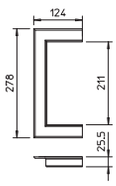

Aluminium wall cover, closed, 70110

Alu

CE



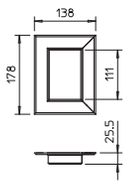

Type	Colour	Pack Piece	Weight kg/100 pc.	Item no.
G-AWAG70110RW	Pure white	1	16.000	6278840

Wall cover, closed, to close wall penetrations during panel mounting. In the respective dimensions, it is also suitable as a ceiling cover for ISS service poles.

Aluminium wall cover, closed, 90110

Alu

CE



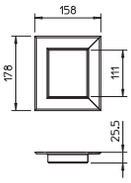

Type	Colour	Pack Piece	Weight kg/100 pc.	Item no.
G-AWAG90110RW	Pure white	1	17.400	6279020

Wall cover, closed, to close wall penetrations during panel mounting. In the respective dimensions, it is also suitable as a ceiling cover for ISS service poles.

Aluminium wall cover, closed, 70130

Alu

CE



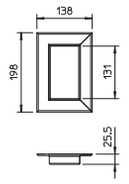

Type	Colour	Pack Piece	Weight kg/100 pc.	Item no.
G-AWAG70130RW	Pure white	1	17.300	6278850

Wall cover, closed, to close wall penetrations during panel mounting. In the respective dimensions, it is also suitable as a ceiling cover for ISS service poles.

Aluminium wall cover, closed, 90130

Alu

CE



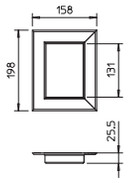

Type	Colour	Pack Piece	Weight kg/100 pc.	Item no.
G-AWAG90130RW	Pure white	1	18.700	6279030

Wall cover, closed, to close wall penetrations during panel mounting. In the respective dimensions, it is also suitable as a ceiling cover for ISS service poles.

Aluminium wall cover, closed, 70170

Alu

CE



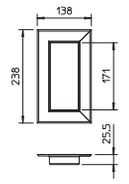

Type	Colour	Pack Piece	Weight kg/100 pc.	Item no.
G-AWAG70170RW	Pure white	1	20.000	6278860

Wall cover, closed, to close wall penetrations during panel mounting. In the respective dimensions, it is also suitable as a ceiling cover for ISS service poles.

Alu

CE

Aluminium wall cover, closed, 90170

Type	Colour	Pack Piece	Weight kg/100 pc.	Item no.
G-AWAG90170RW	Pure white	1	21.300	6279040

Wall cover, closed, to close wall penetrations during panel mounting. In the respective dimensions, it is also suitable as a ceiling cover for ISS service poles.

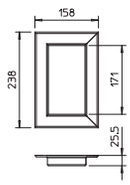



Alu

CE

Aluminium wall cover, closed, 70210

Type	Colour	Pack Piece	Weight kg/100 pc.	Item no.
G-AWAG70210RW	Pure white	1	22.600	6278870

Wall cover, closed, to close wall penetrations during panel mounting. In the respective dimensions, it is also suitable as a ceiling cover for ISS service poles.

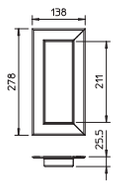



Alu

CE

Aluminium wall cover, closed, 90210

Type	Colour	Pack Piece	Weight kg/100 pc.	Item no.
G-AWAG90210RW	Pure white	1	23.900	6279050

Wall cover, closed, to close wall penetrations during panel mounting. In the respective dimensions, it is also suitable as a ceiling cover for ISS service poles.

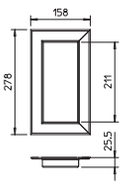



CE

Noise limit barrier 7LSB

Type	Length mm	Pack Piece	Weight kg/100 pc.	Item no.
7LSB	300	15	3.867	6288650

The noise limit barrier is used to reduce the transmission of airborne noise, e.g. when the trunking system is run through a wall between two offices. The noise limit barrier is made of glass wool, which, when delivered, has a diameter of approx. 30 mm and a length of approx. 300 mm. The material need not be greatly compressed during mounting.

The attenuation is approx. 40 dB.

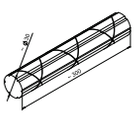



CE

7LSB M noise limit barrier, sold by the metre

Type	Length mm	Pack m	Weight kg/100 m	Item no.
7LSB M	50000	50	10.500	6288651

The noise limit barrier is used to reduce the transmission of airborne noise, e.g. when the trunking system is run through a wall between two offices. The noise limit barrier is made of glass wool, which, when delivered, has a diameter of approx. 30 mm. The goods sold by the metre are delivered in a box, the length of the material is 50 m. The material need not be greatly compressed during mounting.

The attenuation is approx. 40 dB.

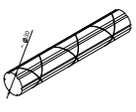





Service poles


Floor-ceiling service poles 220


Floor service poles 254


Industrial service poles 260

Media and communication poles 266


Accessories, poles 270

System description



In modern offices, technology must be completely flexible and also aesthetically pleasing. The solution: OBO's service pole systems. They allow free positioning of power supply points near workstations. The location can be changed at any time. This gives both users and architects the greatest possible freedom.

In open-plan offices and administrative buildings, as well as in cash desk areas of shops or in production facilities, they provide more order. ISS service pole systems fulfil all the technical and architectural requirements of modern cable routing and make an active contribution to the interior architecture.

Selection criteria

Application

Floor-ceiling service poles
The poles can be positioned anywhere in the room. The poles are braced against the ceiling using a clamping device to ensure a secure hold. This is concealed by the false ceiling.

Floor service poles
These poles are mounted directly onto the floor and supplied from below, e.g. through an underfloor system or through cavity/raised floors.



Requirements

Number of installation devices
When choosing the correct service pole, it is important to specify the number of switching and connection devices in order to determine the installation space. For example, a 2-compartment service pole, such as the ISS140110, provides a large amount of installation space.



Design

Round and oval, square or rectangular
The OBO ISS service pole range offers a solution for any design. The service poles, primarily available in white or aluminium anodised designs, are available on request in all possible RAL shades.



Mounting aid

Service poles, sheet steel



Clamping service poles
The service pole is tensioned between the ceiling and floor at the stand, using a wrench.



Connection of the service pole in a false ceiling
The connection cables are fed into the service pole through the top opening of the telescopic profile.



Equipotential bonding of the service pole
The continuous equipotential bonding between the cover and base is made automatically via the locking brackets in the closing contour.

Service poles with clamping device



Screwing the service pole to the floor
If the service pole is to be screwed to the floor, then the existing floor panel can be removed and replaced with a larger floor plate. The service pole can now be fastened to the floor using bolts and anchors.



Mounting of the clamping device
The cover of the service pole is removed and the clamping device screwed on.



Clamping device features
The telescopic clamping device is extended by repeatedly pressing the lever and it clamps the pole between the floor and ceiling. Optionally, the clamping device can also be screwed to the ceiling.

Service pole with hose to ceiling



Stable stand
The service poles with a hose to the ceiling are fitted with a large floor plate in order to ensure safe and stable positioning.



Variable positioning
Poles with hose to the ceiling can be moved at a later point within a radius of approx. 1.5 m.



Connecting service poles to a Consolidation Point
The service poles are supplied with data and power cables via the false ceiling. A Consolidation Point is a suitable connection point.

Floor service poles



Screwing the floor service pole to the floor
The floor service pole is fastened to the floor using bolts and anchors.



Connecting floor service poles to a raised floor
The floor service pole can be supplied with power and data cables via a raised floor. A UVS power supply is a suitable connection point.



Connecting floor service poles to an underfloor system
The floor service pole can be connected to an underfloor system. Power is fed in through an underfloor box.

Service pole, sheet steel, with sheet steel cover

St

CE



Type	Colour	Length mm	Pack Piece	Weight kg/100 pc.	Item no.
ISS70110STSRW	Pure white	2505	1	1,121.000	**6286530**

Sheet steel service pole with a 76.5 mm system opening.
Set consisting of:
1 single-compartment pole with clamping fastening
Total length 2,625–3,665 mm
1 ceiling fastening with telescopic profile
1 sheet steel cover
Length: 2,500 mm
A 2 m PVC separating retainer and 2 cover clips are contained in the scope of delivery.
The service pole is suitable for accepting accessory mounting boxes of the series 71GD...
The service pole is pre-mounted and ready for use immediately. The following accessories can also be used, depending on the mounting situation.

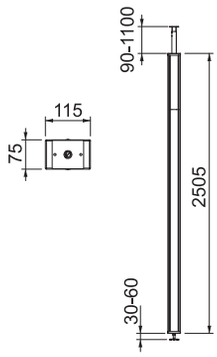

Service pole, sheet steel, with PVC cover

St

CE



Type	Colour	Length mm	Pack Piece	Weight kg/100 pc.	Item no.
ISS70110STKRW	Pure white	2505	1	1,100.000	**6286540**

Sheet steel service pole with a 76.5 mm system opening.
Set consisting of:
1 single-compartment pole with clamping fastening
Total length 2,625–3,665 mm
1 ceiling fastening with telescopic profile
1 PVC cover
Length: 2,500 mm
A 2 m PVC separating retainer and 2 cover clips are contained in the scope of delivery.
The service pole is suitable for accepting accessory mounting boxes of the series 71GD...
The service pole is pre-mounted and ready for use immediately. The following accessories can also be used, depending on the mounting situation.

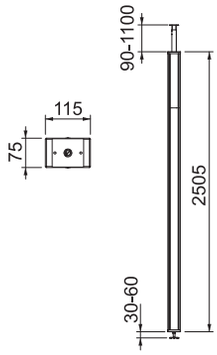

St

CE

Cover screen

Type	Colour	Pack Piece	Weight kg/100 pc.	Item no.
ISS98B	Pure white	1	13.000	**6286800**

Cover screen to laminate the ceiling plate cut-out in the gland area of the ISS70110ST service pole.

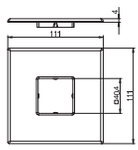

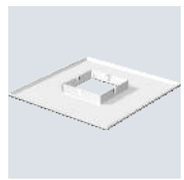

St FS

CE

Clamp fastening

Type	Pack Piece	Weight kg/100 pc.	Item no.
ISS98KF	1	24.500	**6286802**

Clamp fastening to fasten the telescopic profile of the ISS70110ST service pole to the support rails of false or suspended ceilings.

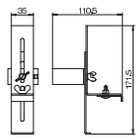



Always indicate the item number when ordering.

Service pole, type ISST70140

Alu EL

CE



Type	Colour	Surface	Length mm	Pack Piece	Weight kg/100 pc.	Item no.
ISST70140EL	–	Anodised	3000	1	820.000	**6288933**
ISST70140RW	Pure white	–	3000	1	820.000	**6288930**

ISS twin aluminium service pole with a 76.5 mm system opening.
Set consists of:
1 single-compartment column with clamping attachment
Total length: 3,315–3,480 mm
1 single-compartment pole with clamping device
1 trunking installation profile
Length 1,000 mm
1 aluminium cover
Length: 1,000 mm
The area for device installation is suitable for accepting front-locking accessory mounting boxes of the series 71GD...
The service pole is pre-mounted and ready for use immediately. The following accessories can be used, depending on the mounting situation.

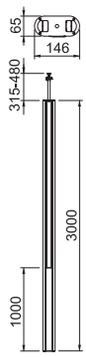

70140 floor plate

St FSK

CE



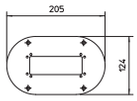

Type	Colour	Pack Piece	Weight kg/100 pc.	Item no.
ISSBP70140WA	White aluminium	1	18.500	**6290124**
ISSBP70140RW	Pure white	1	18.500	**6290120**

Floor plate with 30 mm visible edge and four fastening holes Ø 8.5 mm. The floor plate is suitable for mounting service poles of type ISST70140, ISSOG70140 and ISST70140B.

Adapter stabiliser for ISST70140

St FSK

CE



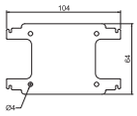

Type	Colour	Pack Piece	Weight kg/100 pc.	Item no.
ISSZ70140	Pure white	1	8.000	**6290160**

Adapter stabiliser for additional stiffening of the twin profiles. Suitable for mounting on the service poles of type ISST70140 and ISST70140B.

St FSK

CE

Fastening bracket for ISST70140

Type	Colour	Pack Piece	Weight kg/100 pc.	Item no.
ISSBW70140RW	Pure white	1	8.500	**6290150**

Fixing bracket for wall fastening of the twin service pole. Suitable for installation on the service poles of type ISST70140 and ISST70140B.

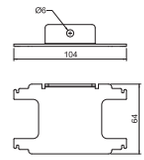



GUM

CE

Rubber support for 70140

Type	Colour	Pack Piece	Weight kg/100 pc.	Item no.
ISSGU70140	Black	1	5.000	**6290174**

Rubber support for slip-free fixing of the floor-ceiling service pole. The rubber support is suitable for mounting service poles of types ISST70140, ISSOG70140 and ISST70140B.

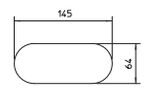



St

CE

Ceiling panel for ISST70140

Type	Colour	Pack Piece	Weight kg/100 pc.	Item no.
WAG70140TRW	Pure white	1	28.600	**6290200**

Ceiling rosette for tidy closure of the pole penetration in the ceiling. Suitable for service poles, type ISST70140 and ISST70140B.

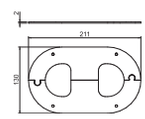

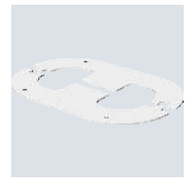

Always indicate the item number when ordering.

Service pole, type ISST70140B

Alu EL



Type	Colour	Surface	Length mm	Pack Piece	Weight kg/100 pc.	Item no.
ISST70140BEL	–	Anodised	3000	1	860.000	**6290013**
ISST70140BRW	Pure white	–	3000	1	860.000	**6290010**

ISS twin aluminium service pole with a 76.5 mm system opening.
Set consists of:
1 single-compartment pole with clamping fastening
Total length: 3,315–3,480 mm
1 fastening option for lighting
1 ceiling fastening with clamping device
1 device installation profile
Length: 1,000 mm
1 aluminium cover
Length: 1,000 mm
1 ISSBP70140 floor plate
The area for device installation is suitable to accept front-locking device installation sockets of the 71GD... series. The panel to fasten luminaires is attached at a height of 1,850 mm and its own height is 148 mm. It is possible to create various kinds of workplace or general room lighting using the standard wall brackets from lighting manufacturers.
The service pole is pre-mounted and ready for use immediately. The following accessories can be used, depending on the mounting situation.

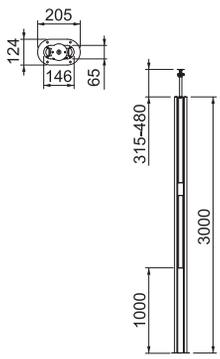

70140 floor plate

St FSK



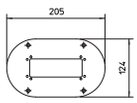

Type	Colour	Pack Piece	Weight kg/100 pc.	Item no.
ISSBP70140WA	White aluminium	1	18.500	**6290124**
ISSBP70140RW	Pure white	1	18.500	**6290120**

Floor plate with 30 mm visible edge and four fastening holes Ø 8.5 mm. The floor plate is suitable for mounting service poles of type ISST70140, ISSOG70140 and ISST70140B.

Adapter stabiliser for ISST70140

St FSK



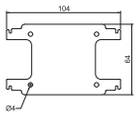

Type	Colour	Pack Piece	Weight kg/100 pc.	Item no.
ISSZ70140	Pure white	1	8.000	**6290160**

Adapter stabiliser for additional stiffening of the twin profiles. Suitable for mounting on the service poles of type ISST70140 and ISST70140B.

St FSK

CE

Fastening bracket for ISST70140

Type	Colour	Pack Piece	Weight kg/100 pc.	Item no.
ISSBW70140RW	Pure white	1	8.500	**6290150**

Fixing bracket for wall fastening of the twin service pole. Suitable for installation on the service poles of type ISST70140 and ISST70140B.

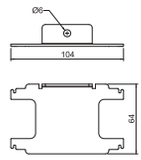



GUM

CE

Rubber support for 70140

Type	Colour	Pack Piece	Weight kg/100 pc.	Item no.
ISSGU70140	Black	1	5.000	**6290174**

Rubber support for slip-free fixing of the floor-ceiling service pole. The rubber support is suitable for mounting service poles of types ISST70140, ISSOG70140 and ISST70140B.

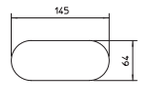



St

CE

Ceiling panel for ISST70140

Type	Colour	Pack Piece	Weight kg/100 pc.	Item no.
WAG70140TRW	Pure white	1	28.600	**6290200**

Ceiling rosette for tidy closure of the pole penetration in the ceiling. Suitable for service poles, type ISST70140 and ISST70140B.

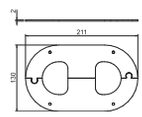

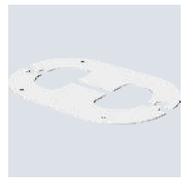

Always indicate the item number when ordering.

Service pole, type ISSOG70140

Alu EL

CE



Type	Colour	Surface	Length mm	Pack Piece	Weight kg/100 pc.	Item no.
ISSOG70140EL	–	Anodised	3000	1	700.000	**6289088**
ISSOG70140RW	Pure white	–	3000	1	700.000	**6289090**

ISS service pole, oval shape, aluminium, with a 76.5 mm system opening.
Set consists of:
1 single-compartment column with clamping attachment
Total length: 3,315–3,480 mm
1 single-compartment pole with clamping device
1 trunking installation profile
Length 3,000 mm
1 aluminium cover
Length: 3,000 mm
The area for device installation is suitable for accepting front-locking accessory mounting boxes of the series 71GD...
The service pole is pre-mounted and ready for use immediately. The following accessories can be used, depending on the mounting situation.

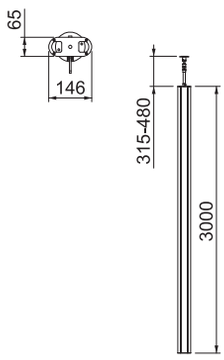

70140 floor plate

St FSK

CE



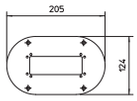

Type	Colour	Pack Piece	Weight kg/100 pc.	Item no.
ISSBP70140WA	White aluminium	1	18.500	**6290124**
ISSBP70140RW	Pure white	1	18.500	**6290120**

Floor plate with 30 mm visible edge and four fastening holes Ø 8.5 mm. The floor plate is suitable for mounting service poles of type ISST70140, ISSOG70140 and ISST70140B.

Rubber support for 70140

GUM

CE



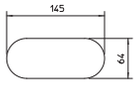

Type	Colour	Pack Piece	Weight kg/100 pc.	Item no.
ISSGU70140	Black	1	5.000	**6290174**

Rubber support for slip-free fixing of the floor-ceiling service pole. The rubber support is suitable for mounting service poles of types ISST70140, ISSOG70140 and ISST70140B.

St

CE

Ceiling rosette for ISSOG70140

Type	Colour		Pack Piece	Weight kg/100 pc.	Item no.
WAG70140O	Pure white		1	23.400	**6290260**

Ceiling rosette for tidy closure of the pole penetration in the ceiling. Suitable for service pole, type ISSOG70140.

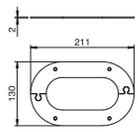



Always indicate the item number when ordering.

Service pole, type ISS70110

Alu EL

CE



Type	Colour	Surface	Length mm	Pack Piece	Weight kg/100 pc.	Item no.
ISS70110EL	–	Anodised	3000	1	750.000	**6288943**
ISS70110RW	Pure white	–	3000	1	750.000	**6288940**

ISS aluminium service pole with a 76.5 mm system opening.
Set consists of:
1 single-compartment pole with clamping fastening
Total length 3,315–3,480 mm
1 ceiling fastening with clamping device
1 aluminium cover
Length: 3,000 mm
The service pole is suitable for accepting front-locking accessory mounting boxes of the series 71GD... The installation of a partition of type GA-TW70 (6279711) and the installation of the cover clip, type KL80A (6288640), are possible as an option.
The service pole is pre-mounted and ready for use immediately. The following accessories can be used, depending on the mounting situation.

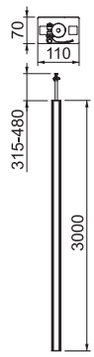

Floor plate for ISS70110

St FSK

CE



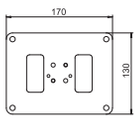

Type	Colour	Pack Piece	Weight kg/100 pc.	Item no.
ISSBP70110RW	Pure white	1	44.600	**6290100**
ISSBP70110WA	White aluminium	1	16.300	**6290104**

Floor plate with 30 mm visible edge and four fastening holes Ø 8.5 mm. The floor plate is suitable for installation on the service poles of type ISS70110.

Rubber support for ISS70110

GUM

CE



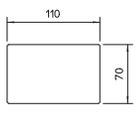

Type	Colour	Pack Piece	Weight kg/100 pc.	Item no.
ISSGU70110	Black	1	5.000	**6290170**

Rubber support for slip-free fixing of the floor-ceiling service pole. The rubber support is suitable for installing on the service poles of type ISS70110.

Alu

Aluminium wall cover, closed, 70110

Type	Colour	Pack Piece	Weight kg/100 pc.	Item no.
G-AWAG70110RW	Pure white	1	16.000	**6278840**

Wall cover, closed, to close wall penetrations during panel mounting. In the respective dimensions, it is also suitable as a ceiling cover for ISS service poles.

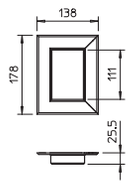



St

Partition GA-TW70

Type	Length mm	Suitable for trunking depth	Pack m	Weight kg/100 m	Item no.
GA-TW70	2000	70	2	51.500	**6279711**

Partition to divide the Rapid 80 GA, Rapid IBIS aluminium device installation trunking and ISS service poles for the installation of different voltage levels.
For vertical mounting of device installation trunking and the installation of ISS service poles, the duct clamps, type KL80A, are required for secure fixing of the partition.

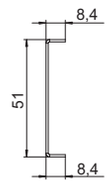



Always indicate the item number when ordering.

Service pole, type ISS130130

Alu EL

CE



Type	Colour	Surface	Length mm	Pack Piece	Weight kg/100 pc.	Item no.
ISS130130EL	–	Anodised	3000	1	100.000	**6289405**
ISS130130RW	Pure white	–	3000	1	100.000	**6289407**

Aluminium floor-ceiling service pole (surface anodised or powder-coated in RAL 9010) with two 76.5 system openings to accept device installation sockets of the 71GD series.

The service pole is fitted with an internal clamping device, which enables convenient tensioning between floor and ceiling. An extendable telescope provides a clamping range of 3,015–4,500 mm. Cables can be inserted both through the telescopic square pipe and directly into the main profile from below or above. The installation area for switching and connection devices depends on the length of the extended telescope, but is at least 1 m per system opening (starting from the ground).

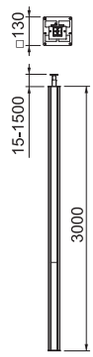

Rubber support

NBR SBR

CE



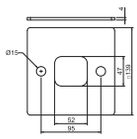

Type		Pack Piece	Weight kg/100 pc.	Item no.
ISSGU130130		1	7.600	**6286839**

Rubber support for slip-free fastening of the floor-ceiling service pole, type ISS130130.

Ceiling panel for telescope

St

CE

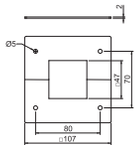

Type	Colour		Pack Piece	Weight kg/100 pc.	Item no.
DBT130130WA	White aluminium		1	10.800	**6286821**
DBT130130RW	Pure white		1	10.800	**6286820**

Ceiling rosette for tidy closure of the telescope in the ceiling. Suitable for service pole, type ISS130130.

St

CE

Ceiling panel for pole profile

Type	Colour	Pack Piece	Weight kg/100 pc.	Item no.
DBP130130WA	White aluminium	1	22.600	**6286826**
DBP130130RW	Pure white	1	22.600	**6286825**

Ceiling rosette for tidy closure of the pole penetration in the ceiling. Suitable for service pole, type ISS130130.

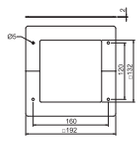

St

CE

Partition

Type	Pack m	Weight kg/100 m	Item no.
TW130130	1	53.500	**6286835**

Partition for the division of the service pole, type ISS130130, for the installation of different voltage levels.

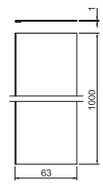



Always indicate the item number when ordering.

Service pole, type ISS140110

Alu EL

CE



Type	Colour	Surface	Length mm	Pack Piece	Weight kg/100 pc.	Item no.
ISS140110EL	–	Anodised	3000	1	1,710.000	**6288963**
ISS140110RW	Pure white	–	3000	1	1,370.000	**6288960**

ISS aluminium service pole with a 76.5 mm system opening.
Set consists of:
1 two-compartment pole with clamping fastening
Total length 3,315–3,480 mm
1 ceiling fastening with clamping device
2 aluminium covers
Length: 3,000 mm
The service pole is suitable for accepting front-locking accessory mounting boxes of the series 71GD... The installation of a partition of type GA-TW70 (6279711) and the installation of the cover clip, type KL80A (6288640), are possible as an option.
The service pole is pre-mounted and ready for use immediately. The following accessories can be used, depending on the mounting situation.

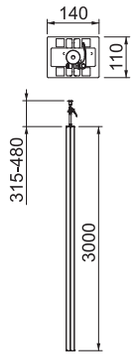

Floor plate for ISS140110

St FSK

CE

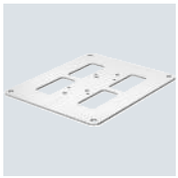

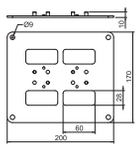

Type	Colour	Pack Piece	Weight kg/100 pc.	Item no.
ISSBP140110WA	White aluminium	1	64.600	**6290134**
ISSBP140110RW	Pure white	1	64.600	**6290130**

Floor plate with 30 mm visible edge and four fastening holes Ø 8.5 mm. The floor plate is suitable for installation on the service poles of type ISS140110.

Rubber support for ISS140110

GUM

CE



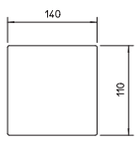

Type	Colour	Pack Piece	Weight kg/100 pc.	Item no.
ISSGU140110	Black	1	9.000	**6290176**

Rubber support for slip-free fastening of the floor-ceiling service pole. The rubber support is suitable for installing on the service poles of type ISS140110.

Alu

CE

Ceiling panel for ISS140110

Type	Colour	Pack Piece	Weight kg/100 pc.	Item no.
WAG140110RW	Pure white	1	32.000	**6290240**

Ceiling rosette for tidy closure of the pole penetration in the ceiling. Suitable for service pole, type ISS140110.

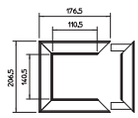

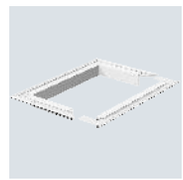

St

CE VDE

Partition GA-TW70

Type	Length mm	Suitable for trunking depth	Pack m	Weight kg/100 m	Item no.
GA-TW70	2000	70	2	51.500	**6279711**

Partition to divide the Rapid 80 GA, Rapid IBIS aluminium device installation trunking and ISS service poles for the installation of different voltage levels.
For vertical mounting of device installation trunking and the installation of ISS service poles, the duct clamps, type KL80A, are required for secure fixing of the partition.

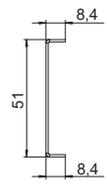



Always indicate the item number when ordering.

Service pole, type ISSRM45

Alu EL



Type	Colour	Surface	Length mm	Pack Piece	Weight kg/100 pc.	Item no.
ISSRM45EL	–	Anodised	3000	1	510.000	**6290087**
ISSRM45RW	Pure white	–	3000	1	510.000	**6290086**

ISS aluminium service pole with a 45 mm system opening.
Set consists of:
1 one-compartment pole with clamping fastening
Total length: 3,315 mm–3,480 mm
1 ceiling attachment with clamping device
1 aluminium cover
Length 3, 000 mm
The design of this ISS service pole is based on an extremely slender, round aluminium profile, which has a smooth cover of the Rapid 45 device installation trunking series as its front side. The 45 mm system opening is suitable for direct acceptance of Modul 45® switching and connection devices.

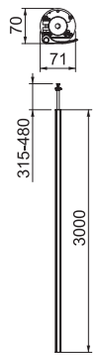

Rubber support for ISSRM45

GUM



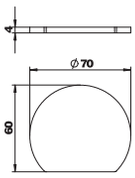

Type	Colour	Pack Piece	Weight kg/100 pc.	Item no.
ISSRGU	Black	1	1.450	**6290178**

Rubber support for slip-free fastening of the floor-ceiling service pole ISSRM45.

Ceiling panel for ISSRM45

St



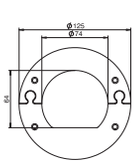

Type	Colour	Pack Piece	Weight kg/100 pc.	Item no.
WAGRM45	Pure white	1	12.900	**6290264**

Closed ceiling rosette for tidy closure of the ceiling gland of the service poles, type ISSRM45.

PVC

Partition for WDK trunking, trunking height 40 mm

Type	Colour	Length mm	Pack m	Weight kg/100 m	Item no.
2371 40	Light grey	2000	2	13.500	**6023096**

Partition to divide the WDK trunking, with 40 mm trunking height, and various ISS service poles for the installation of different voltage levels.

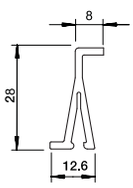



Always indicate the item number when ordering.

Service pole, type ISSRM45F

Alu EL

CE



Type	Colour	Surface	Length mm	Pack Piece	Weight kg/100 pc.	Item no.
ISSRM45FEL	–	Anodised	2300	1	380.000	**6290097**
ISSRM45FRW	Pure white	–	2300	1	380.000	**6290095**

ISS aluminium service pole with a flexible hose to the ceiling and a 45 mm system opening.
Set consisting of:
1 one-compartment pole with flexible hose to ceiling
Total length: 2,300 mm
1 flexible hose, length: 1,500 mm
1 aluminium cover
Length: 2,300 mm
The design of this ISS service pole is based on an extremely slender, round aluminium profile, which has a smooth cover of the Rapid 45 device installation trunking series as its front side. The 45 mm system opening is suitable for direct acceptance of Modul 45® switching and connection devices.
The floor plate as a stand, type SFISSF, and the hose connection to the ceiling, type SAISSF, should be ordered separately (see articles below).

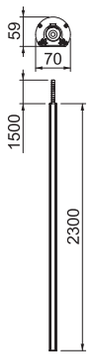

Stand

St

CE



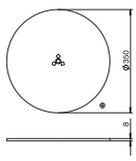

Type	Colour	Pack Piece	Weight kg/100 pc.	Item no.
SFISSFWAL	White aluminium	1	600.000	**6290197**
SFISSFRW	Pure white	1	600.000	**6290196**

Floor plate as stand for service poles with hose to ceiling, type ISS110100F, ISS140100F, ISSRM45F and ISSDM45F.

Hose connection

St

CE



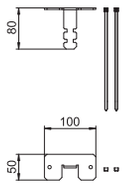

Type	Height mm	Pack Piece	Weight kg/100 pc.	Item no.
SAISSF	80	1	14.000	**6290198**

Hose connection as ceiling attachment for service poles with hose to ceiling, type ISS110100F, ISS140100F, ISSRM45F and ISSDM45F.

St

Ceiling panel

Type	Colour	Pack Piece	Weight kg/100 pc.	Item no.
DAB-F RW	Pure white	1	20.700	**6290269**

Ceiling rosette for tidy closure of the penetration of the flexible hose in the ceiling.

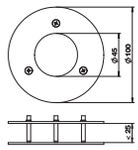



PVC

Partition for WDK trunking, trunking height 40 mm

Type	Colour	Length mm	Pack m	Weight kg/100 m	Item no.
2371 40	Light grey	2000	2	13.500	**6023096**

Partition to divide the WDK trunking, with 40 mm trunking height, and various ISS service poles for the installation of different voltage levels.

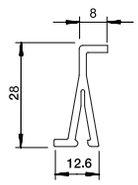



Always indicate the item number when ordering.

Service pole, type ISS110100R

Alu EL

CE



Type	Colour	Surface	Length mm	Pack Piece	Weight kg/100 pc.	Item no.
ISS110100REL	–	Anodised	3000	1	1,000.000	**6289063**
ISS110100RRW	Pure white	–	3000	1	1,000.000	**6289060**

ISS aluminium service pole with a thin tube to the ceiling.
Set consists of:
1 single-compartment pole with clamping fastening
Total length 3,315–3,480 mm
1 clamping device for clamping to the ceiling
1 equippable aluminium installation area
Length: 780 mm
In areas for device installation, the service pole has a 76.5 mm system opening and is suitable for accepting front-locking accessory mounting boxes of the series 71GD...

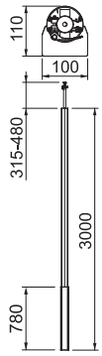

Floor plate for ISS110100R

St

CE



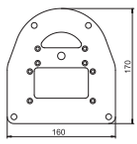

Type	Colour	Pack Piece	Weight kg/100 pc.	Item no.
ISSBP110100WA	White aluminium	1	43.600	**6290331**
ISSBP110100RW	Pure white	1	43.600	**6290330**

Floor plate to fasten the ISS110100R on the floor. The floor plate with visible edge has four fastening holes of Ø 8.5 mm.

Rubber support for ISS110100R

GUM

CE



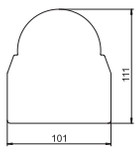

Type	Colour	Pack Piece	Weight kg/100 pc.	Item no.
ISSGU110100	Black	1	4.500	**6290358**

Rubber support for slip-free fastening of the floor-ceiling service pole, type ISS110100R.

St

CE

Ceiling panel

Type	Colour		Pack Piece	Weight kg/100 pc.	Item no.
WAG140100RRW	Pure white		1	14.000	**6290290**

Ceiling rosette for tidy closure of the pole penetration in the ceiling. Suitable for service pole ISS110100R and ISS140100R.

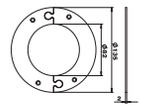



Always indicate the item number when ordering.

Service pole, type ISS110100F

Alu EL

CE



Type	Colour	Surface	Length mm	Pack Piece	Weight kg/100 pc.	Item no.
ISS110100FEL	–	Anodised	2300	1	790.000	**6289043**
ISS110100FRW	Pure white	–	2300	1	790.000	**6289040**

ISS aluminium service pole with a flexible hose to the ceiling.
Set consists of:
1 single-compartment pole with flexible hose to the ceiling
Total length: 2,300 mm
1 flexible hose, length: 1,500 mm
1 equippable aluminium installation compartment
Length: 780 mm
In areas for device installation, the service pole has a 76.5 mm system opening and is suitable for accepting front-locking accessory mounting boxes of the series 71GD... The floor plate as a stand, type SFISSF, and the hose connection to the ceiling, type SAISSF, should be ordered separately (see items below).

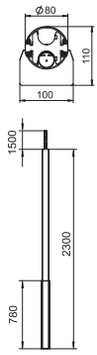

Stand

St

CE



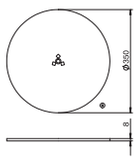

Type	Colour	Pack Piece	Weight kg/100 pc.	Item no.
SFISSFWAL	White aluminium	1	600.000	**6290197**
SFISSFRW	Pure white	1	600.000	**6290196**

Floor plate as stand for service poles with hose to ceiling, type ISS110100F, ISS140100F, ISSRM45F and ISSDM45F.

Hose connection

St

CE



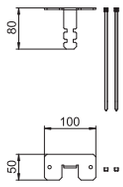

Type	Height mm	Pack Piece	Weight kg/100 pc.	Item no.
SAISSF	80	1	14.000	**6290198**

Hose connection as ceiling attachment for service poles with hose to ceiling, type ISS110100F, ISS140100F, ISSRM45F and ISSDM45F.

St

CE

Ceiling panel

Type	Colour		Pack Piece	Weight kg/100 pc.	Item no.
DAB-F RW	Pure white		1	20.700	**6290269**

Ceiling rosette for tidy closure of the penetration of the flexible hose in the ceiling.

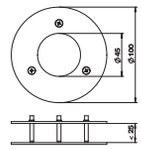



Always indicate the item number when ordering.

Service pole, type ISS140100R

Alu EL



Type	Colour	Surface	Length mm	Pack Piece	Weight kg/100 pc.	Item no.
ISS140100REL	–	Anodised	3000	1	1,390.000	**6289073**
ISS140100RRW	Pure white	–	3000	1	1,390.000	**6289070**

ISS aluminium service pole with a thin tube to the ceiling.
Set consists of:
1 two-compartment pole with clamping fastening
Total length 3,315–3,480 mm
1 ceiling fastening with clamping device
2 aluminium covers
Length: 780 mm
The service pole has a 76.5 mm system opening in the area for device installation and is suitable for accepting front-locking accessory mounting boxes of the series 71GD...

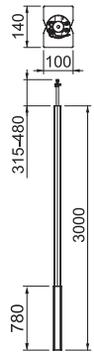

Floor plate for ISS140100R

St



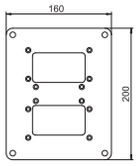

Type	Colour	Pack Piece	Weight kg/100 pc.	Item no.
ISSBP140100WA	White aluminium	1	57.200	**6290337**
ISSBP140100RW	Pure white	1	57.200	**6290336**

Floor plate to fasten the ISS140100R on the floor. The floor plate with a visible edge has four fastening holes Ø 8.5 mm.

Rubber support for ISS140100R

GUM



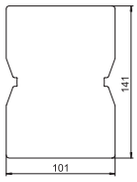

Type	Colour	Pack Piece	Weight kg/100 pc.	Item no.
ISSGU140100	Black	1	6.500	**6290362**

Rubber support for slip-free fastening of the floor-ceiling service pole, type ISS140100R.

St

CE

Ceiling panel

Type	Colour		Pack Piece	Weight kg/100 pc.	Item no.
WAG140100RRW	Pure white		1	14.000	**6290290**

Ceiling rosette for tidy closure of the pole penetration in the ceiling. Suitable for service pole ISS110100R and ISS140100R.

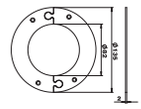



Always indicate the item number when ordering.

Service pole, type ISS140100F

Alu EL

CE



Type	Colour	Surface	Length mm	Pack Piece	Weight kg/100 pc.	Item no.
ISS140100FEL	–	Anodised	2300	1	1,100.000	**6289053**
ISS140100FRW	Pure white	–	2300	1	1,100.000	**6289050**

ISS aluminium service pole with a flexible hose to the ceiling.
Set consists of:
1 two-compartment pole with 2 flexible hoses to the ceiling
Total length of the aluminium profile: 2,300 mm
2 flexible hoses, per length: 1,500 mm
2 aluminium covers
Length: 780 mm
The service pole has a 76.5 mm system opening in the area for device installation and is suitable for accepting front-locking accessory mounting boxes of the series 71GD... The floor plate as a stand, type SFISSF, and the hose connection to the ceiling, type SAISSF, should be ordered separately (see articles below).

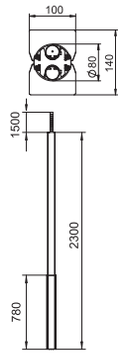

Stand

St

CE



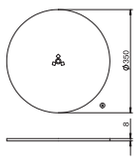

Type	Colour	Pack Piece	Weight kg/100 pc.	Item no.
SFISSFWAL	White aluminium	1	600.000	**6290197**
SFISSFRW	Pure white	1	600.000	**6290196**

Floor plate as stand for service poles with hose to ceiling, type ISS110100F, ISS140100F, ISSRM45F and ISSDM45F.

Hose connection

St

CE



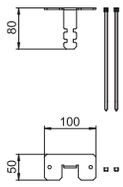

Type	Height mm	Pack Piece	Weight kg/100 pc.	Item no.
SAISSF	80	1	14.000	**6290198**

Hose connection as ceiling attachment for service poles with hose to ceiling, type ISS110100F, ISS140100F, ISSRM45F and ISSDM45F.

St

CE

Ceiling panel

Type	Colour	Pack Piece	Weight kg/100 pc.	Item no.
DAB-2F	Pure white	1	27.100	**6290382**

Ceiling rosette for tidy closure of the penetration of the flexible hoses in the ceiling.

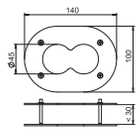



Always indicate the item number when ordering.

Service pole, type ISSDM45

Alu EL

CE



Type	Colour	Surface	Length mm	Pack Piece	Weight kg/100 pc.	Item no.
ISSDM45EL	–	Anodised	3000	1	1,172.000	**6289972**
ISSDM45RW	Pure white	–	3000	1	1,172.000	**6289970**

ISS aluminium service pole with a 45 mm system opening.
Set consists of:
1 two-compartment pole with clamping fastening
Total length 3,315–3,480 mm
1 ceiling fastening with clamping device
2 aluminium covers, length: 3,000 mm
The clamping device attached at the top of the ISS service pole can be variably adjusted between 315 and 480 mm. Possible colour options are aluminium anodised or pure white. The pole is based on a slender, oval aluminium profile. There are two 45 mm system openings on opposite sides for direct installation of Module 45® devices.

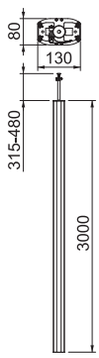

Floor plate for ISSDM45

St

CE

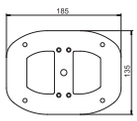

Type	Colour	Pack Piece	Weight kg/100 pc.	Item no.
ISSBPDM45WA	White aluminium	1	39.000	**6290348**
ISSBPDM45RW	Pure white	1	39.000	**6290347**

Floor plate with 30 mm visible edge and four fixing holes Ø 8.5 mm.

Rubber support for ISSDM45

GUM

CE



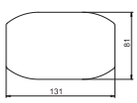

Type	Colour	Pack Piece	Weight kg/100 pc.	Item no.
ISSGUDM45	Black	1	4.600	**6290372**

Rubber support for slip-free fastening of the floor-ceiling service pole, type ISSDM45.

St

Ceiling panel for ISSDM45

Type	Colour	Pack Piece	Weight kg/100 pc.	Item no.
WAGDM45	Pure white	1	46.800	**6290387**

Ceiling rosette for tidy closure of the pole penetration, type ISSDM45, in the ceiling.

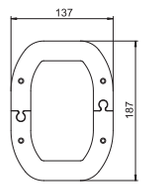

PVC

Partition for WDK trunking, trunking height 40 mm

Type	Colour	Length mm	Pack m	Weight kg/100 m	Item no.
2371 40	Light grey	2000	2	13.500	**6023096**

Partition to divide the WDK trunking, with 40 mm trunking height, and various ISS service poles for the installation of different voltage levels.

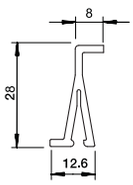



Always indicate the item number when ordering.

Floor-ceiling service poles, aluminium

Service pole, type ISSDM45F

Alu EL

CE



Type	Colour	Surface	Length mm	Pack Piece	Weight kg/100 pc.	Item no.
ISSDM45FEL	–	Anodised	2300	1	871.000	**6289976**
ISSDM45FRW	Pure white	–	2300	1	871.000	**6289974**

ISS aluminium service pole with a 45 mm system opening.
Set consists of:
1 two-compartment pole with 2 flexible hoses to the ceiling
Total length of the aluminium profile: 2,300 mm
2 aluminium covers, length: 2,300 mm
The colours are either pure white or anodised. There are two 45 mm system openings on opposite sides for direct installation of Module 45® devices. The floor plate as a stand, type SFISSF, and the hose connection to the ceiling, type SAISSF, should be ordered separately (see articles below).



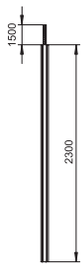

Stand

St

CE



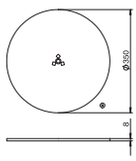

Type	Colour	Pack Piece	Weight kg/100 pc.	Item no.
SFISSFWAL	White aluminium	1	600.000	**6290197**
SFISSFRW	Pure white	1	600.000	**6290196**

Floor plate as stand for service poles with hose to ceiling, type ISS110100F, ISS140100F, ISSRM45F and ISSDM45F.

Hose connection

St

CE



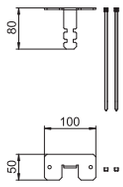

Type	Height mm	Pack Piece	Weight kg/100 pc.	Item no.
SAISSF	80	1	14.000	**6290198**

Hose connection as ceiling attachment for service poles with hose to ceiling, type ISS110100F, ISS140100F, ISSRM45F and ISSDM45F.

St

Ceiling panel

Type	Colour	Pack Piece	Weight kg/100 pc.	Item no.
DAB-2F	Pure white	1	27.100	**6290382**

Ceiling rosette for tidy closure of the penetration of the flexible hoses in the ceiling.

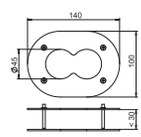



PVC

Partition for WDK trunking, trunking height 40 mm

Type	Colour	Length mm	Pack m	Weight kg/100 m	Item no.
2371 40	Light grey	2000	2	13.500	**6023096**

Partition to divide the WDK trunking, with 40 mm trunking height, and various ISS service poles for the installation of different voltage levels.

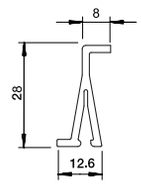



Always indicate the item number when ordering.

Service pole, type ISSHS4

St



Type	Colour	Number of compartments pc.	Pack Piece	Weight kg/100 pc.	Item no.
ISSHS4 61OT3RW	Pure white	4	1	1,050.000	**6286700**
ISSHS4 61OT3LGR	Light grey	4	1	1,108.000	**6286702**

ISS sheet steel service pole with a 76.5 mm system opening on four sides.
Empty, fittable from all four sides with six standard devices (socket, telephone, etc.) on each side, max. 24 devices. Fastening possible directly on the floor. Accessory mounting boxes to be ordered separately.
The service pole is suitable for accepting front locking accessory mounting boxes of the series 71GD....

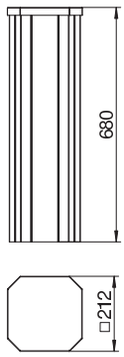

Protective frame for ISSHS4

St



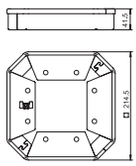

Type	Colour	Pack Piece	Weight kg/100 pc.	Item no.
ISSHS4SR40	Jet black	1	69.400	**6286810**

Protective frame for ISSHS4 service pole for mechanical protection of the columns in the foot area.

Alu EL

Service pole, type ISSHS140250

Type	Colour	Surface	Number of compart-ments pc.	Pack Piece	Weight kg/100 pc.	Item no.
ISSHS140250EL	–	Anodised	2	1	175.000	**6290023**
ISSHS140250RW	Pure white	–	2	1	175.000	**6290020**

ISS aluminium service pole, 2-compartment, with a 76.5 mm system opening.
Empty, equippable with standard devices (socket, telephone, etc.), max. 4 devices.
Fixing possible directly on floor. Accessory mounting boxes to be ordered separately.
The service pole is suitable for accepting front-locking accessory mounting boxes of the series 71GD....
The installation of a partition of type GA-TW (6279711) and the installation of the cover clip, type KL80A, are possible as an option.

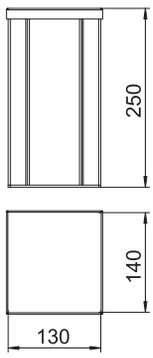



Alu EL

Service pole, type ISSHS140500

Type	Colour	Surface	Number of compart-ments pc.	Pack Piece	Weight kg/100 pc.	Item no.
ISSHS140500EL	–	Anodised	2	1	354.800	**6290033**
ISSHS140500RW	Pure white	–	2	1	302.000	**6290030**

ISS aluminium service pole, 2-compartment, with a 76.5 mm system opening.
Empty, equippable with standard devices (socket, telephone, etc.) max. 8 devices.
Fixing possible directly on floor. Accessory mounting boxes to be ordered separately.
The service pole is suitable for accepting front-locking accessory mounting boxes of the series 71GD....
The installation of a partition of type GA-TW (6279711) and the installation of the cover clip, type KL80A, are possible as an option.

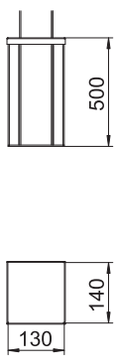



Always indicate the item number when ordering.

Service pole, type ISSHS140700

Alu EL



Type	Colour	Surface	Number of compartments pc.	Pack Piece	Weight kg/100 pc.	Item no.
ISSHS140700EL	–	Anodised	2	1	466.000	**6290043**
ISSHS140700RW	Pure white	–	2	1	466.000	**6290040**

ISS aluminium service pole, 2-compartment, with a 76.5 mm system opening.
Empty, equippable with standard devices (socket, telephone, etc.), max. 10 devices.
Direct fastening on floor possible. Accessory mounting boxes to be ordered separately.
The service pole is suitable for accepting front locking accessory mounting boxes of the series 71GD.... The installation of a partition of type GA-TW (6279711) and the installation of the cover clip, type KL80A, are possible as an option.

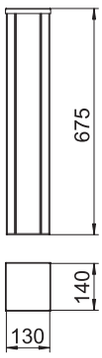

Service pole, type ISSOGHS70140

Alu EL



Type	Colour	Surface	Number of compartments pc.	Pack Piece	Weight kg/100 pc.	Item no.
ISSOGHS70140EL	–	Anodised	1	1	220.500	**6289096**
ISSOGHS70140RW	Pure white	–	1	1	220.500	**6289098**

ISS aluminium service pole with a 76.5 mm system opening.
Set consists of:
1 single-compartment pole with stand
Total length: 675 mm
1 aluminium cover
Length: 675 mm
The design of this ISS service pole is based on the oval-shaped aluminium profile of ISSOG70140 floor-ceiling poles. The 76.5 mm system opening is suitable for directly accepting mounting box accessories of series 71GD... for the equipment with switching and connection devices.

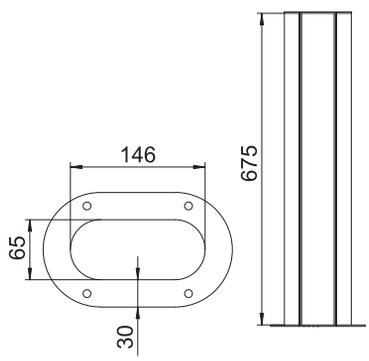

Alu EL

Service pole, type ISSHS6

Type	Surface	Number of compartments pc.	Pack Piece	Weight kg/100 pc.	Item no.
ISSHS6EL	Anodised	6	1	720.000	**6290073**

ISS service pole centre.
Empty, can be equipped from all four sides with standard devices (socket, telephone, etc.). Two sides of the installation centre can be equipped in two compartments, the other two sides in one. Each installation compartment can accept 5 devices, the entire installation centre accepts max. 30 devices. Direct fastening on floor possible. Accessory mounting boxes to be ordered separately.
The service pole is suitable for accepting front locking accessory mounting boxes of the series 71GD....
The installation of a partition of type GA-TW (6279711) and the installation of the cover clip, type KL80A, are possible as an option.

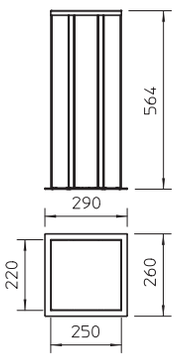



Alu EL

Service pole, type ISSRHSM45

Type	Colour	Surface	Number of compartments pc.	Pack Piece	Weight kg/100 pc.	Item no.
ISSRHSM45EL	–	Anodised	1	1	135.000	**6290091**
ISSRHSM45RW	Pure white	–	1	1	135.000	**6290090**

ISS aluminium service pole with a 45 mm system opening.
Set consisting of:
1 one-compartment pole with stand
Total length: 675 mm
1 aluminium cover
Length: 675 mm
The design of this ISS service pole is based on an extremely slender, round aluminium profile, which has a smooth cover of the Rapid 45 device installation trunking series on the front side. The 45 mm system opening is suitable for direct acceptance of Modul 45® switching and connection devices. The installation compartment is theoretically sufficient for 14 Modul 45® devices. If Modul 45connect® is used or in the case of cabling requiring a lot of space, the number of the max. installable devices is reduced. There is the option of installing a partition, type 2371/40 (6023096).

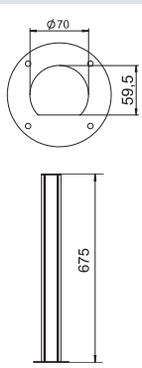



Always indicate the item number when ordering.

Service pole, type ISSDHSM45

Alu EL



Type	Colour	Surface	Number of compart-ments pc.	Pack Piece	Weight kg/100 pc.	Item no.
ISSDHSM45EL	–	Anodised	2	1	281.500	**6289982**
ISSDHSM45RW	Pure white	–	2	1	281.500	**6289980**

ISS service pole made from aluminium with 45 mm system opening for the direct installation of Modul 45 switching and connection devices.
Pole consisting of:
1 two-compartment pole with stand
Total length 675 mm
2 aluminium covers
Length 675 mm
The design of this service pole is based on an extremely slender, oval aluminium profile, which shows a cover of the Rapid 45 device installation trunking series at both narrow ends of the oval. The 45 mm system opening is suitable for direct acceptance of Modul 45® switching and connection devices. The installation area is theoretically sufficient for 2x 14 Modul 45® devices. If Modul 45connect® is used or in the case of cabling requiring a lot of space, the number of the max. installable devices is reduced. There is the option of installing a partition, type 2371/40 (6023096).

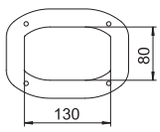

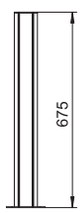

System description



Our industrial service poles combine power, data and compressed air connections in a compact and sturdy manner. This makes changes of location, for example when adjusting production processes, particularly quick and easy. Thanks to the modular set-up, it is easy to equip the service poles according to the new requirements. The ISS basic profile is fully compatible with all known item MB Building Kit Systems.

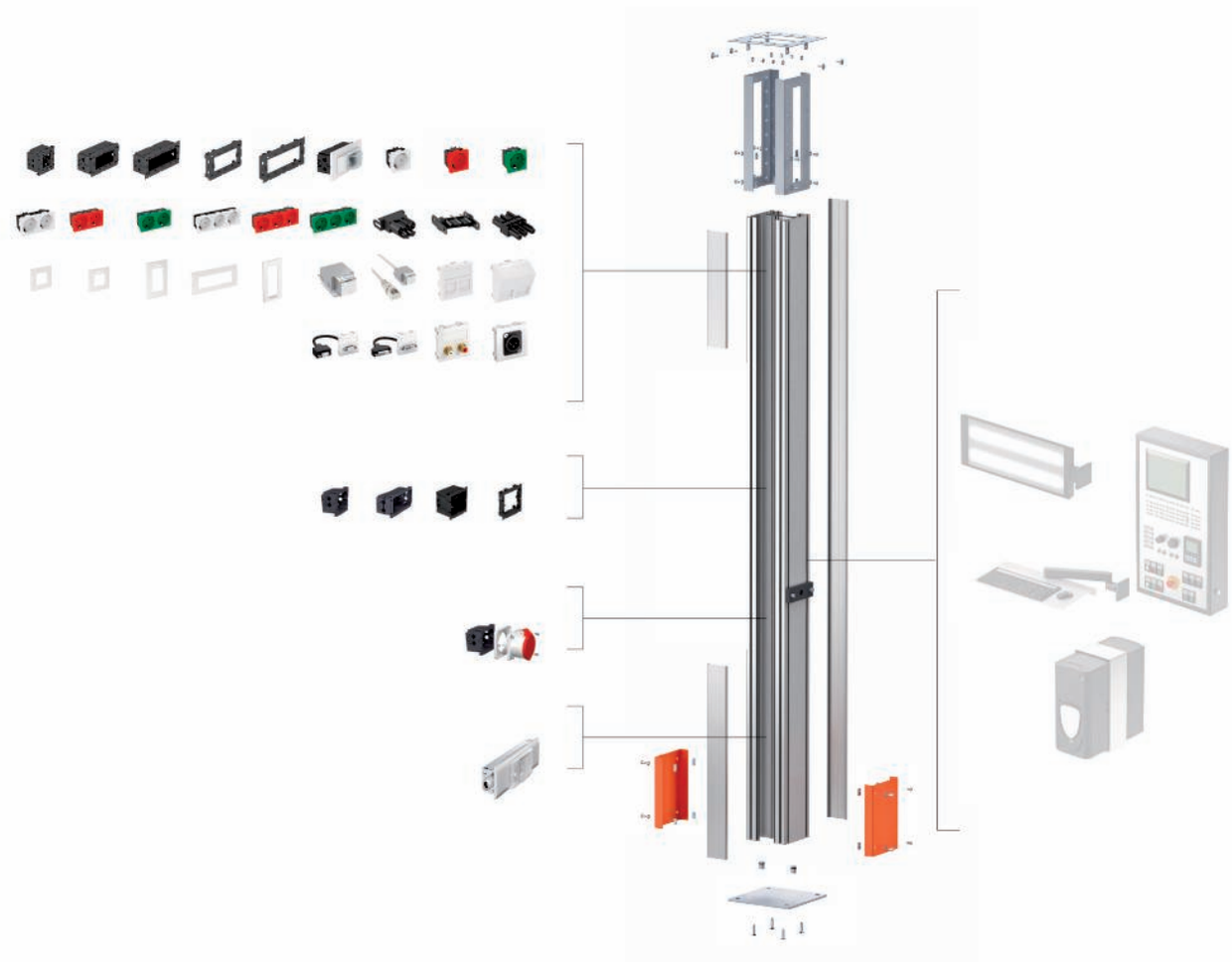

Mounting in the system opening
The 76.5 mm system opening accommodates device installation sockets of the series 71GD... In addition to common systems from other manufacturers, the complete OBO product range stands ready for installation:

- Switching and connection devices
- CEE connection units 16 A/32 A
- Data technology from all manufacturers
- Multimedia (audio, video, VGA, XLR etc.)
- Installation units IKR4 and IKR6 as series installation devices
- Pre-terminated “plug and play” solutions with ready-to-connect connection cables

Mounting in the groove rail
The service pole has one groove rail to every side, aligned to the established item grid dimensions. This means, there are no limitations with regards to adapting all kinds of different expansion elements and integrating the poles into machine and plant constructions. The channel rail provides the option to attach

- Monitors
- Keyboards
- Reading, transmitting and receiving equipment
- Fixed or flexible pipelines for compressed air or gases

Industrial pole profile, type ISS160160IP4

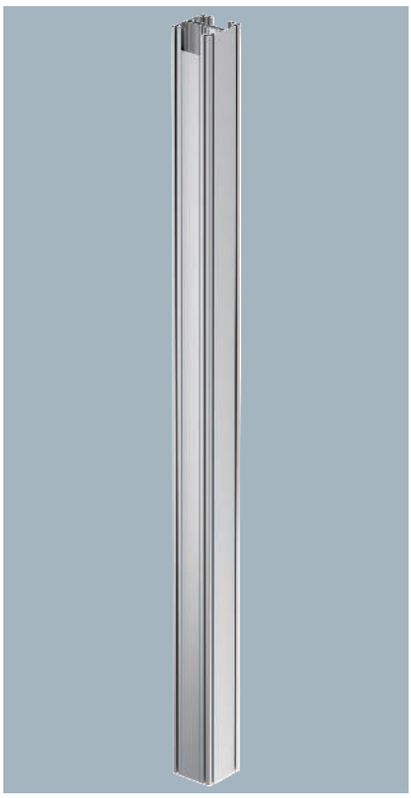

Type	Surface	Length mm	Pack Piece	Weight kg/100 pc.	Item no.
ISS160160IP4 EL	Anodised	4000	1	4,055.000	**6290404**

ISS service pole for the equipment of assembly workstations in production sites. The anodised heavy-duty aluminium profile has a 76.5 mm system opening on two opposite sides for accepting front-locking mounting accessory boxes of the series 71GD or mounting supports of the series 71MT. All four sides of the profile have a mounting groove in the standard nominal size 8 for installing various expansion parts for additional functions (Building Kit Systems). The scope of delivery comprises the pole profile as well as the necessary covers for the system openings in 2,000 mm lengths and a PE bag with 20 additional locking brackets, type RKV3V, to enable you to create partial lengths of the covers. Two closed trunking channels inside the profile are ideal for conduction of compressed air.

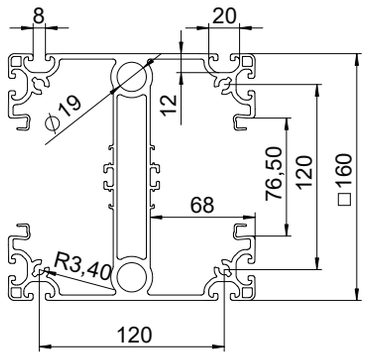

Industrial service pole, type ISS160160IP6

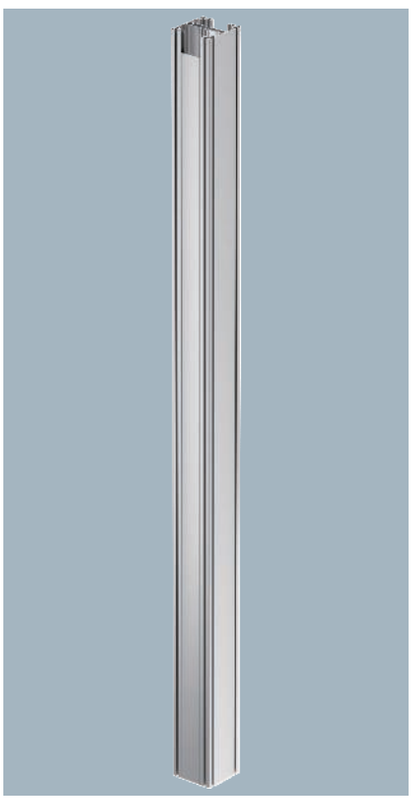

Type	Surface	Length mm	Pack Piece	Weight kg/100 pc.	Item no.
ISS160160IP6 EL	Anodised	6000	1	6,020.000	**6290406**

ISS service pole for the equipment of assembly workstations in production sites. The anodised heavy-duty aluminium profile has a 76.5 mm system opening on two opposite sides for accepting front-locking mounting accessory boxes of the series 71GD or mounting supports of the series 71MT. All four sides of the profile have a mounting groove in the standard nominal size 8 for installing various expansion parts for additional functions (Building Kit Systems). The scope of delivery comprises the pole profile as well as the necessary covers for the system openings in 2,000 mm lengths and a PE bag with 20 additional locking brackets, type RKV3V, to enable you to create partial lengths of the covers. Two closed trunking channels inside the profile are ideal for conduction of compressed air.

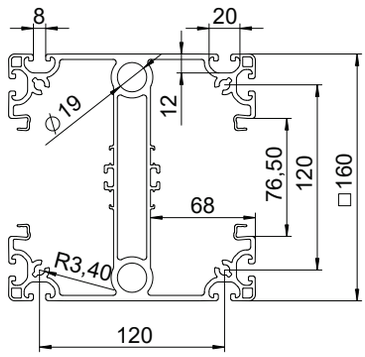

Alu EL

Aluminium trunking cover

Type	Colour	Surface	Length mm	Pack m	Weight kg/100 m	Item no.
GA-OTEL	–	Anodised	2000	2	38.300	**6279723**

Aluminium cover, for closing Rapid GA device installation trunking and ISS service poles with a 76.5 mm system opening. The firm position of the cover and electrical contact to the lower part of the trunking and service pole is guaranteed thanks to type RKV3V locking brackets. There are 6 pre-mounted locking brackets included per delivery length (2,000 mm).

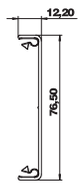

Alu EL

Trunking cover, aluminium, 100 mm

Type	Colour	Surface	Length mm	Pack Piece	Weight kg/100 pc.	Item no.
GA-OTEL 100	–	Anodised	100	1	3.830	**6279733**

Aluminium cover, for closing Rapid GA device installation trunking and ISS service poles with a 76.5 mm system opening. The firm position of the cover and electrical contact to the lower part of the trunking and service pole is guaranteed thanks to type RKV3V locking brackets. There are 2 pre-mounted locking brackets included per delivery length (100 mm).





St

Locking bracket RKV3V

Type	Pack Piece	Weight kg/100 pc.	Item no.
RKV3V	20	0.085	**6288700**

Locking bracket for the mechanical and electrical connection of trunking covers and trunking bases. Suitable for covers of Rapid 45, Rapid 80 and ISS systems.

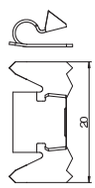



St

Adapter plate for cable support system

Type	Colour	Pack Piece	Weight kg/100 pc.	Item no.
ISS160160APKTS	White aluminium	1	142.000	**6290456**

Adapter plate for mounting of a bracket for a cable support system to the ISS industrial service pole. Mounting instructions are included. Please observe the maximum load values. The bracket was tested with the adapter plate on the pole profile. The installation engineer must choose the ideal fastening system to match the substrate.

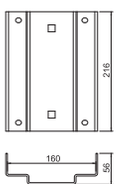



PVC

Partition GK-TW70

Type	Length mm	Pack m	Weight kg/100 m	Item no.
GK-TW70	2000	2	17.400	**6274900**

Partition for mounting in Rapid 80 GK, GA and Rapid IBIS device installation trunking or ISS service poles for installing cables of different voltage levels.

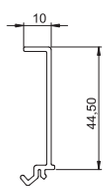



Always indicate the item number when ordering.

Ceiling fastening for service poles

St



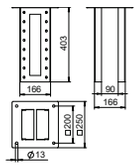

Type	Colour	Length mm	Pack Piece	Weight kg/100 pc.	Item no.
ISS160160DB WA	White aluminium	403	1	443.600	**6290436**

Ceiling fastening for fixing the ISS service pole to the ceiling. The scope of delivery comprises of two U-shaped profiles made from 3 mm sheet steel, the fastening plate for the ceiling and the required installation accessories, including the groove rail. The ceiling fastening can be height-adjusted on the pole profile.

Floor plate for industrial pole

St



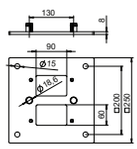

Type	Colour	Length mm	Pack Piece	Weight kg/100 pc.	Item no.
ISS160160BP	White aluminium	250	1	382.000	**6290416**

Plate to fasten the ISS industrial pole to the floor. The scope of delivery comprises of four fastening screws to mount the floor plate onto the pole profile and two sealing plugs to make the compressed air channels airtight.

Collision guard for industrial pole

St



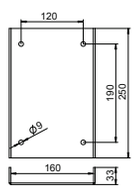

Type	Colour	Length mm	Pack Piece	Weight kg/100 pc.	Item no.
ISS160160AS WA	White aluminium	250	1	264.000	**6290422**

Collision guard as mechanical protection of the ISS industrial pole in the bottom area. The scope of delivery comprises of two U-shaped protection profiles made from 3 mm sheet steel and eight fastening screws with slot nuts to install on the pole profile.

Collision guard for industrial pole

St



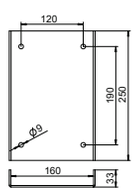

Type	Colour	Length mm	Pack Piece	Weight kg/100 pc.	Item no.
ISS160160AS HRO	Bright red orange	250	1	264.000	**6290423**

Collision guard as mechanical protection of the ISS industrial pole in the bottom area. The scope of delivery comprises of two U-shaped protection profiles made from 3 mm sheet steel and eight fastening screws with slot nuts to install on the pole profile.

Compressed air tap for industrial pole



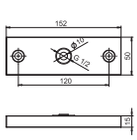

Type		Pack Piece	Weight kg/100 pc.	Item no.
ISS160160DLA		1	30.000	**6290495**

Tap to take off compressed air from the ISS industrial pole profile. The compressed air tap has a G 1/2 (ISO 228-1) threaded hole to accept a standard compressed air coupling. The unit can be mounted onto the pole profile using slot nuts and fastening screws. For the creation of an appropriate outlet for the compressed air a drilling template is supplied.

St G

Protective conductor connection bracket

Type	Surface	Pack Piece	Weight kg/100 pc.	Item no.
8AWR	Electrogalvanised	10	0.610	**6288704**

Protective conductor connection bracket to include steel and aluminium device installation trunking, service poles and system components of underfloor duct systems in the protective measure.
Clamping area: 2 x 1.5–4 mm²

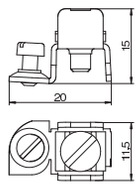



St

Slot nut for industrial pole

Type	Surface	Length mm	Pack Piece	Weight kg/100 pc.	Item no.
NS8 ST	Galvanised	23	10	0.930	**6290499**

Sliding block with M8 thread for mounting extensions and accessories to the ISS industrial service pole profile.
Through a pressure piece on the bottom side, the sliding block can hold itself by being swivelled into the groove.
Automatic anti-rotation lock through profiled upper side.

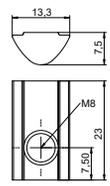



Always indicate the item number when ordering.

Media pole

The central point for future-oriented learning



Solid sheet-steel housing

Flexibility through modular structure

Adaptable and universally usable

Flexible – individual – decentralised protection
The requirements for equipping training rooms and classrooms are rising constantly and must be taken into account in new buildings and renovations. The combination of individual equipment and centrally controlled systems can be implemented optimally with media and communication poles. Everything necessary can be included in the pole, from the securing of electrical systems, individual light control, supplying information from central communication and emergency call systems, through to displaying the time.

St

Media and communication pole for schools

Type	Pole height mm	Width mm	Height mm		Pack Piece	Weight kg/100 pc.	Item no.
ISSMKSRW ST P12	2800	460	200		1	6,207.200	**6286740**

Media and communication pole for accommodating electrical installation components and for vertical, multi-storey cable routing, consisting of:
- 1 acoustic field with cut-outs for sound outlet
- Space for the installation of a surface-mounted or built-in clock
- 1 distributor field with 2 low-voltage distributors behind it (2 x 36 PUs)
- 1 device field with cut-outs for accessory mounting boxes (d = 68 mm)
- 1 floor panel

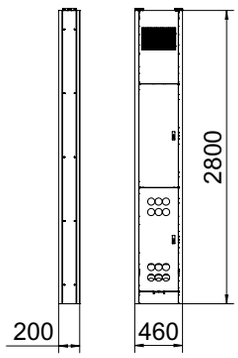



St P

CE D'E

Panel 190 mm for ISSMKS

Type	Colour		Pack Piece	Weight kg/100 pc.	Item no.
ISSMKS BL RW 190	Pure white		1	190.700	**6286760**

Height compensation panel for variable height adjustment. Hides the distance between the media pole and the ceiling. Suitable for a room height of 2,820 mm to 2,985 mm.

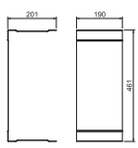



St P

CE D'E

Panel 355 mm for ISSMKS

Type	Colour		Pack Piece	Weight kg/100 pc.	Item no.
ISSMKS BL RW 355	Pure white		1	359.600	**6286766**

Height compensation panel for variable height adjustment. Hides the distance between the media pole and the ceiling. Suitable for a room height of 2,985 mm to 3,150 mm.

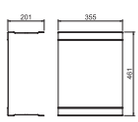



Always indicate the item number when ordering.

Panel 520 mm for ISSMKS

St P



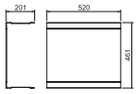

Type	Colour		Pack Piece	Weight kg/100 pc.	Item no.
ISSMKS BL RW 520	Pure white		1	527.200	**6286768**

Height compensation panel for variable height adjustment. Hides the distance between the media pole and the ceiling. Suitable for a room height of 3,150 mm to 3,315 mm.

Protective conductor connection bracket

St G



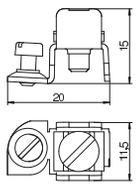

Type	Surface	Pack Piece	Weight kg/100 pc.	Item no.
8AWR	Electrogalvanised	10	0.610	**6288704**

Protective conductor connection bracket to include steel and aluminium device installation trunking, service poles and system components of underfloor duct systems in the protective measure.
Clamping area: 2 x 1.5–4 mm²

Locking bracket RKV3V

St



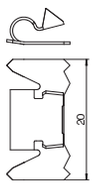

Type	Pack Piece	Weight kg/100 pc.	Item no.
RKV3V	20	0.085	**6288700**

Locking bracket for the mechanical and electrical connection of trunking covers and trunking bases. Suitable for covers of Rapid 45, Rapid 80 and ISS systems.

Clamping device



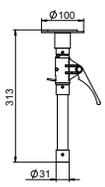

Type	Pack Piece	Weight kg/100 pc.	Item no.
ISSDV	1	70.000	**6290189**

Clamping device for tensioning the floor-ceiling service poles against the ceiling. The area for height adjustment lies between 313 mm (basis length) and 480 mm.

Draw-in tool

PA



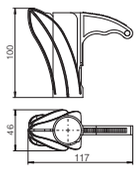

Type	Colour	Pack Piece	Weight kg/100 pc.	Item no.
HAT30	Blue	1	3.600	**6290201**

Tool for reassignment of the flexible hose for service poles of the ...F series.

Brush outlet

PA/ GF



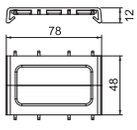

Type	Colour	Pack Piece	Weight kg/100 pc.	Item no.
BA80	Black	1	1.400	**6288638**

Brush outlet for simple running of cables out of the 76.5 mm system opening of Rapid 80 device installation trunking and ISS service poles. Any strain relief required is not contained in the scope of delivery.

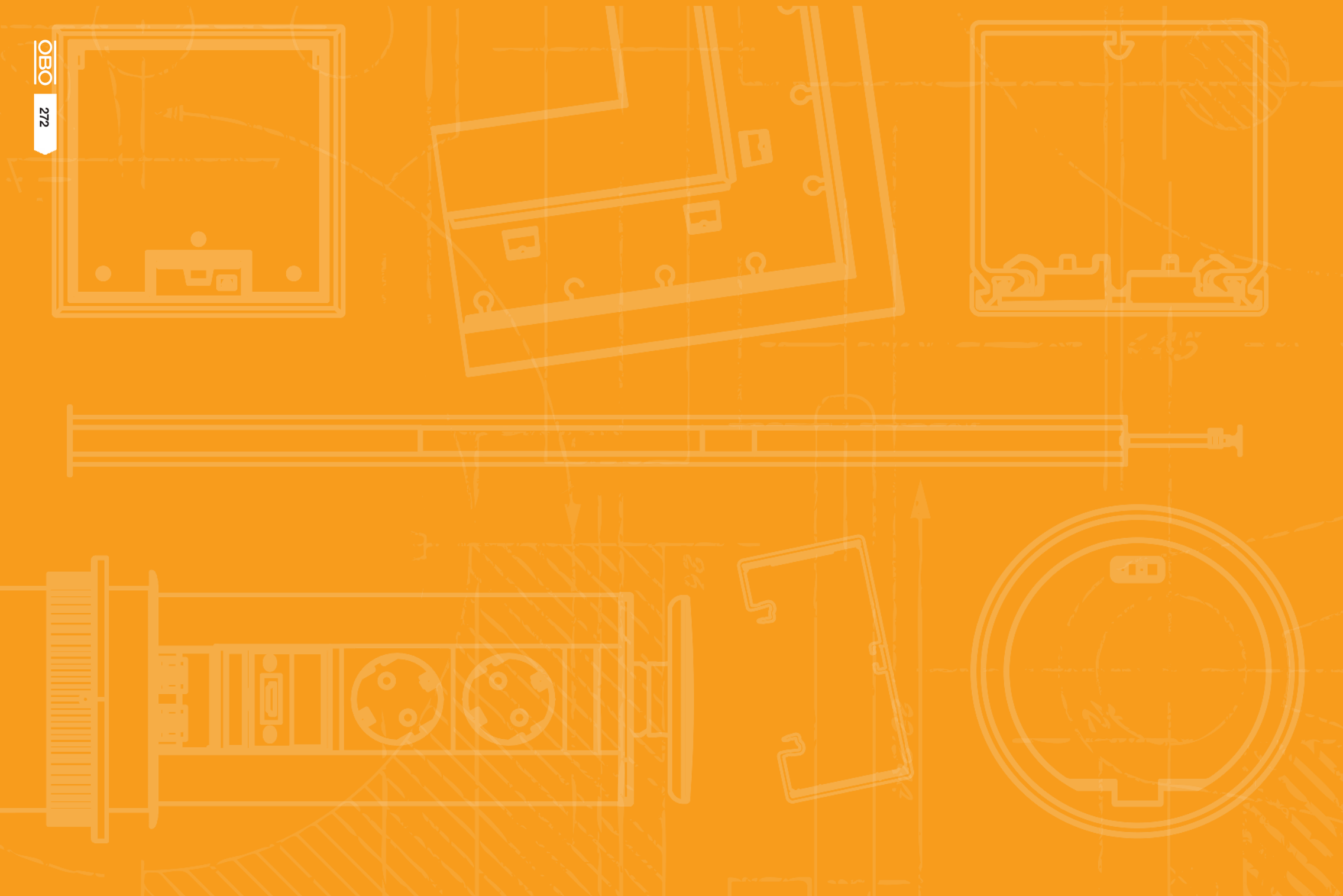

Devices, Rapid device installation trunking and service poles


Accessory mounting boxes 274


Installation units for decentralised protection 278


Pre-terminated socket units 280


Modul 45connect® 284


Socket units, Modul 45® 288


Data technology support 292



Accessory mounting box 71GD6, single

PA



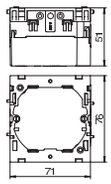

Type	Colour	Pack Piece	Weight kg/100 pc.	Item no.
71GD6	Iron grey	5	5.600	6288610

Front locking accessory mounting box for switch systems, with folding, and also removable, base for time-saving cable connection, with feed openings for cable diameters of up to 14 mm. Halogen-free version.

Accessory mounting box 71GD7-2, double

PA



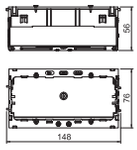

Type	Colour	Pack Piece	Weight kg/100 pc.	Item no.
71GD7-2	Iron grey	2	8.200	6288608

Front locking accessory mounting box for standard switch ranges for the installation of two individual installation devices or a multiple protective contact socket. With unfolding, and also removable, base for time-saving cable connection and with feed openings for cable diameters of up to 14 mm. Halogen-free version.

Vertical fastening track 60 mm.

Accessory mounting box, single, with large installation opening

PA



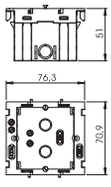

Type	Pack Piece	Weight kg/100 pc.	Item no.
71GD11	1	4.600	6288532

Accessory mounting box to accept standard switching and connection devices in support ring and support clamp versions of all manufacturers. An extra large installation opening means that the box is also suited to accept ELKO devices as well as larger versions of data technology connection sockets. With the data technology application, it is possible to do without the protective housing if necessary.

Accessory mounting box 71GD8-2, single, for Modul 45®

PA



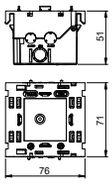

Type	Colour	Pack Piece	Weight kg/100 pc.	Item no.
71GD8-2	Iron grey	1	5.900	6288569

Front locking single accessory mounting box for Modul 45® system, with folding, and also removable, base for time-saving cable connection, with feed openings for cable diameters of up to 14 mm.

Accessory mounting box 71GD13, double, for Modul 45®

PA



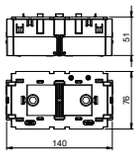

Type	Colour	Pack Piece	Weight kg/100 pc.	Item no.
71GD13	Iron grey	1	11.000	6288583

Front locking double accessory mounting box for Modul 45® system, with folding, and also removable, base for time-saving cable connection, with feed openings for cable diameters of up to 14 mm.

PA

Accessory mounting box 71GD9, triple, for Modul 45®

Type	Colour	Pack Piece	Weight kg/100 pc.	Item no.
71GD9-2	Iron grey	1	11.600	**6288579**

Front locking triple accessory mounting box for Modul 45® system, with folding, and also removable, base for time-saving cable connection, with feed openings for cable diameters of up to 14 mm.

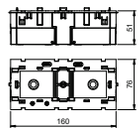



PA

Mounting support 71MT1, single, for Modul 45®

Type	Colour	Pack Piece	Weight kg/100 pc.	Item no.
71MT1 45	Light grey	10	2.000	**6288572**

Front-locking, single mounting support for Modul 45 data technology systems and Modul 45connect protective contact sockets.

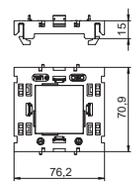



PA

Mounting support 71MT2, double, for Modul 45®

Type	Colour	Pack Piece	Weight kg/100 pc.	Item no.
71MT2 45	Light grey	5	3.050	**6288576**

Front-locking, double mounting support for Modul 45 data technology systems and Modul 45connect protective contact sockets.

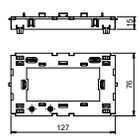



PA

Mounting support 71MT3, triple, for Modul 45®

Type	Colour	Pack Piece	Weight kg/100 pc.	Item no.
71MT3 45-2	Light grey	5	3.200	**6288574**

Front-locking, triple mounting support for Modul 45 data technology systems and Modul 45connect protective contact sockets.

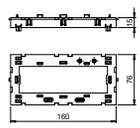



PA

Mounting support for data technology

Type	Colour	Pack Piece	Weight kg/100 pc.	Item no.
71MTD	Light grey	5	1.640	**6288577**

Mounting support for the installation of data technology devices in device installation trunking of the Rapid 80 series and ISS service poles with 76.5 mm system opening.

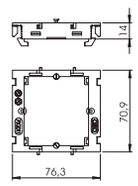



Accessory mounting box for CEE installation, type 71GDCEE 16 A/32 A

PA



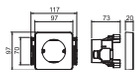

Type		Pack Piece	Weight kg/100 pc.	Item no.
71GDCEE		1	13.700	6288635

Accessory mounting box for installation of a 5-pole CEE socket, 16 A or 32 A, with four-point fastening track 60 x 60 mm or 70 x 70 mm; with external strain relief for jacketed cables of up to Ø 18 mm; with eccentric lock for quick, screwless fastening.

7ZE strain relief

PA



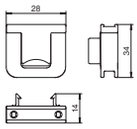

Type		Pack Piece	Weight kg/100 pc.	Item no.
7ZE		50	0.700	6288790

Strain relief with locking clips, suitable for the accessory mounting boxes 7GD... and 71GD... .
Cable clamping range to 14 mm.

Installation unit for decentralised protection

IKR6 installation unit, for 2 part units

PC



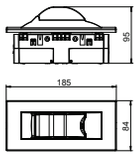

Type	Colour	Pack Piece	Weight kg/100 pc.	Item no.
IKR-6 RW	Pure white	1	19.000	**6119319**

Installation unit to accept protective units such as miniature circuit breakers of FI protection switches up to max. 2 PUs, suitable for installation in Rapid 80 device installation trunking systems and ISS service poles.

Installation unit, consisting of:
- Accessory mounting box, triple, type 71GD9-2
- Cover, incl. PVC support clamp for 2 PUs, colour: see table
- Cover frame AR45, triple, without labelling panel, colour: pure white

IKR4 installation unit, for 3 part units



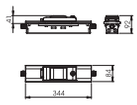

Type	Colour	Pack Piece	Weight kg/100 pc.	Item no.
IKR4RW	Pure white	1	85.400	**6288365**

Installation unit for the installation of automatic circuit breakers or FI protection switches in device installation trunking. With 1 hat rail of 3 part units. Series terminals for N and PE on hat rails, completely wired with 6 mm². The flush-mount unit is pre-wired and ready for connection. The cable cross-section is 6 mm². Two type V-Tec M20 cable glands for cable entry are included in the delivery.

Installation unit for series-mounted devices, 70 x 170 mm

St P



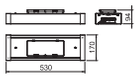

Type	Colour	Pack Piece	Weight kg/100 pc.	Item no.
IKR12RW70170	Pure white	1	450.000	**6288328**

Installation unit made of sheet steel for installation in the trunking section of device installation trunking of the corresponding system size.
Acceptance of series-mounted devices with a total width of 12 PUs on hat rails. Incl. N and PE rails with screwless terminals. The foldable transparent hood can be locked.

Installation unit for series-mounted devices, 90 x 170 mm

St P



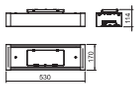

Type	Colour	Pack Piece	Weight kg/100 pc.	Item no.
IKR12RW90170	Pure white	1	470.000	**6288330**

Installation unit made of sheet steel for installation in the trunking section of device installation trunking of the corresponding system size.
Acceptance of series-mounted devices with a total width of 12 PUs on hat rails. Incl. N and PE rails with screwless terminals. The foldable transparent hood can be locked.

Installation unit for series-mounted devices, 70 x 210 mm

St P



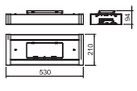

Type	Colour	Pack Piece	Weight kg/100 pc.	Item no.
IKR12RW70210	Pure white	1	480.000	**6288334**

Installation unit made of sheet steel for installation in the trunking section of device installation trunking of the corresponding system size.
Acceptance of series-mounted devices with a total width of 12 PUs on hat rails. Incl. N and PE rails with screwless terminals. The foldable transparent hood can be locked.

St P

Installation unit for series-mounted devices, 90 x 210 mm

Type	Colour		Pack Piece	Weight kg/100 pc.	Item no.
IKR12RW90210	Pure white		1	500.000	**6288336**

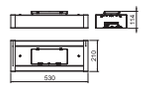



Installation unit made of sheet steel for installation in the trunking section of device installation trunking of the corresponding system size.
Acceptance of series-mounted devices with a total width of 12 PUs on hat rails. Incl. N and PE rails with screwless terminals. The foldable transparent hood can be locked.

CuZn 37

Lock for IKR12

Type	Colour		Pack Piece	Weight kg/100 pc.	Item no.
IKR12S	Silver		1	2.500	**6288348**



Lock for installation unit IKR12 for the installation of automatic circuit breakers or FI protection switches in device installation trunking.

AR45 socket unit, single

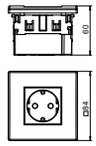







Type	SDE-RW D0RW1	SDE-RW D0GN1	SDE-RW D0RT1
Colour	Pure white	Mint green	Signal red
Pack Piece	1	1	1
Weight kg/100 pc.	10.700	10.700	10.700
Item no.	**6119401**	**6119402**	**6119403**

PC Polycarbonate

Pre-terminated socket unit without labelling panel, suitable for installation in Rapid 80 device installation trunking systems.

Socket unit, consisting of:
- Accessory mounting box, single, type 71GD8-2
- Protective contact socket, single, 0° connection direction, colour: see table
- Cover frame AR45, single, without labelling panel, colour: pure white

AR45 socket unit, double

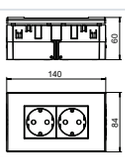







Type	SDE-RW D0RW2	SDE-RW D0GN2	SDE-RW D0RT2
Colour	Pure white	Mint green	Signal red
Pack Piece	1	1	1
Weight kg/100 pc.	19.000	19.000	19.000
Item no.	**6119407**	**6119408**	**6119409**

PC Polycarbonate

Pre-terminated socket unit without labelling panel, suitable for installation in Rapid 80 device installation trunking systems.

Socket unit, consisting of:
- Service outlet, double, type 71GD13
- Protective contact socket, double, 0° connection direction, colour: see table
- Cover frame AR45, double, without labelling panel, colour: pure white

AR45 socket unit, triple

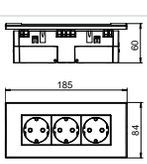







Type	SDE-RW D0RW3	SDE-RW D0GN3	SDE-RW D0RT3
Colour	Pure white	Mint green	Signal red
Pack Piece	1	1	1
Weight kg/100 pc.	23.300	23.300	23.300
Item no.	**6119414**	**6119415**	**6119413**

PC Polycarbonate

Pre-terminated socket unit without labelling panel, suitable for installation in Rapid 80 device installation trunking systems.

Socket unit, consisting of:
- Service outlet, triple, type 71GD9-2
- Protective contact socket, triple, 0° connection direction, colour: see table
- Cover frame AR45, triple, without labelling panel, colour: pure white

AR45 socket unit, single, with labelling panel for horizontal device installation

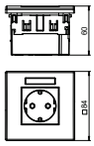







Type	SDE-RW D0RW1B	SDE-RW D0GN1B	SDE-RW D0RT1B
Colour	Pure white	Mint green	Signal red
Pack Piece	1	1	1
Weight kg/100 pc.	10.700	10.700	10.700
Item no.	**6119421**	**6119422**	**6119423**

PC Polycarbonate

Pre-terminated socket unit with labelling panel, suitable for installation in Rapid 80 device installation trunking systems.

Socket unit, consisting of:
- Accessory mounting box, single, type 71GD8-2
- Protective contact socket, single, 0° connection direction, colour: see table
- Cover frame AR45, single, with labelling panel, type AR45-BF.., colour: pure white

AR45 socket unit, double, with labelling panel for horizontal device installation

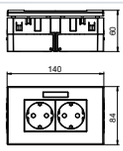







Type	SDE-RW D0RW2B	SDE-RW D0GN2B	SDE-RW D0RT2B
Colour	Pure white	Mint green	Signal red
Pack Piece	1	1	1
Weight kg/100 pc.	19.000	19.000	19.000
Item no.	**6119427**	**6119428**	**6119429**

PC Polycarbonate

Pre-terminated socket unit with labelling panel, suitable for installation in Rapid 80 device installation trunking systems.

Socket unit, consisting of:
- Accessory mounting box, double, type 71GD13
- Protective contact socket, double, 0° connection direction, colour: see table
- Cover frame AR45, double, with labelling panel, type AR45-BF.., colour: pure white

AR45 socket unit, triple, with labelling panel for horizontal device installation

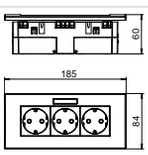







Type	SDE-RW D0RW3B	SDE-RW D0GN3B	SDE-RW D0RT3B
Colour	Pure white	Mint green	Signal red
Pack Piece	1	1	1
Weight kg/100 pc.	23.300	23.300	23.300
Item no.	**6119433**	**6119434**	**6119435**

PC Polycarbonate

Pre-terminated socket unit with labelling panel, suitable for installation in Rapid 80 device installation trunking systems.

Socket unit, consisting of:
- Accessory mounting box, triple, type 71GD9-2
- Protective contact socket, triple, 0° connection direction, colour: see table
- Cover frame AR45, triple, with labelling panel, type AR45-BF.., colour: pure white

CEE socket unit, single, 16 A

PA



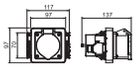

Type	Colour	Pack Piece	Weight kg/100 pc.	Item no.
71GDCEE16	Graphite black	1	31.100	**6119483**

Accessory mounting box for the installation of a 3 or 5-pole CEE socket, 16 A or 32 A.
Scope of delivery:
- 1 front-locking accessory mounting box for 4-point fastening track of 52 x 52 mm to 70 x 70 mm
- 1 cover frame in pure white for hiding the fastening technology
- 2 external strain reliefs for jacketed cables of up to Ø 18 mm
- 2 sash locks for optional fastening to trunking bases with C rail
- 1 CEE socket 16 A with mounting accessories

CEE socket unit, single, 32 A

PA



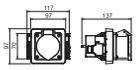

Type	Colour	Pack Piece	Weight kg/100 pc.	Item no.
71GDCEE32	Graphite black	1	37.200	**6119485**

Accessory mounting box for the installation of a 3 or 5-pole CEE socket, 16 A or 32 A.
Scope of delivery:
- 1 front-locking accessory mounting box for 4-point fastening track of 52 x 52 mm to 70 x 70 mm
- 1 cover frame in pure white for hiding the fastening technology
- 2 external strain reliefs for jacketed cables of up to Ø 18 mm
- 2 sash locks for optional fastening to trunking bases with C rail
- 1 CEE socket 32 A with mounting accessories



0° sockets, Modul 45connect® for device installation trunking 80

Socket 0°, Connect 80, protective contact, single

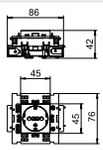



Type	STD-D0C8 RW1	STD-D0C8 ROR1	STD-D0C8 MZGN1	STD-D0C8 SRO1	STD-D0C8 SWGR1	STD-D0C8 AL1
Colour	Pure white	Pure orange	Mint green	Signal red	Black-grey	Aluminium-painted
Pack Piece	1	1	1	1	1	1
Weight kg/100 pc.	8.500	8.500	8.500	8.500	8.500	8.500
Item no.	**6120412**	**6120414**	**6120416**	**6120418**	**6120420**	**6120422**

PC Polycarbonate

Protective contact socket with connection to side, single 0°, with increased touch protection, with screwless terminals, 2-pin, 16 A, 250 V~, with connection terminals to IEC 60884-1, suitable for the installation in Rapid 80 device installation trunking system.

Socket 0°, Connect 80, protective contact, double

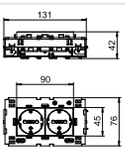



Type	STD-D0C8 RW2	STD-D0C8 ROR2	STD-D0C8 MZGN2	STD-D0C8 SRO2	STD-D0C8 SWGR2	STD-D0C8 AL2
Colour	Pure white	Pure orange	Mint green	Signal red	Black-grey	Aluminium-painted
Pack Piece	1	1	1	1	1	1
Weight kg/100 pc.	13.000	13.000	13.000	13.000	13.000	13.000
Item no.	**6120432**	**6120434**	**6120436**	**6120438**	**6120440**	**6120442**

PC Polycarbonate

Protective contact socket with connection to side, double 0°, with increased touch protection, with screwless terminals, 2-pin, 16 A, 250 V~, with connection terminals to IEC 60884-1, suitable for the installation in Rapid 80 device installation trunking systems.

Socket 0°, Connect 80, protective contact, triple

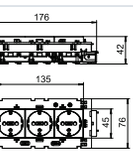



Type	STD-D0C8 RW3	STD-D0C8 ROR3	STD-D0C8 MZGN3	STD-D0C8 SRO3	STD-D0C8 SWGR3	STD-D0C8 AL3
Colour	Pure white	Pure orange	Mint green	Signal red	Black-grey	Aluminium-painted
Pack Piece	1	1	1	1	1	1
Weight kg/100 pc.	20.000	20.000	20.000	20.000	20.000	20.000
Item no.	**6120452**	**6120454**	**6120456**	**6120458**	**6120460**	**6120462**

PC Polycarbonate

Protective contact socket with connection to side, triple 0°, with increased touch protection, with screwless terminals, 2-pin, 16 A, 250 V~, with connection terminals to IEC 60884-1, suitable for the installation in Rapid 80 device installation trunking systems.

PC

Cover frame AR45-F1, for accessory mounting box 71GD8-2, single

Type	Colour	Pack Piece	Weight kg/100 pc.	Item no.
AR45-F1 RW	Pure white	1	1.600	**6119322**
AR45-F1 SWGR	Black-grey	1	1.600	**6119324**
AR45-F1 AL	Aluminium-painted	1	1.600	**6119326**

Front locking cover frame for Modul 45 devices, single, without labelling panel for horizontal and vertical device installation, for locking in accessory mounting box 71GD8-2.

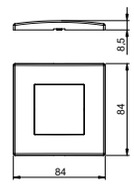

PC

Cover frame AR45-BF1, for accessory mounting box, single, with labelling panel for horizontal device installation

Type	Colour	Pack Piece	Weight kg/100 pc.	Item no.
AR45-BF1 RW	Pure white	1	1.500	**6119332**
AR45-BF1 SWGR	Black-grey	1	1.500	**6119334**
AR45-BF1 AL	Aluminium-painted	1	1.500	**6119336**

Front locking cover frame for Modul 45 devices, single, with labelling panel for horizontal device installation, for locking in accessory mounting box 71GD8-2.

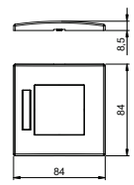



PC

Cover frame AR45-BSF1, for accessory mounting box 71GD8-2, single, with labelling panel for vertical device installation

Type	Colour	Pack Piece	Weight kg/100 pc.	Item no.
AR45-BSF1 RW	Pure white	1	1.500	**6119338**
AR45-BSF1 SWGR	Black-grey	1	1.500	**6119339**
AR45-BSF1 AL	Aluminium-painted	1	1.500	**6119340**

Front locking cover frame for Modul 45 devices, single, with labelling panel for vertical device installation, for locking in accessory mounting box 71GD8-2.

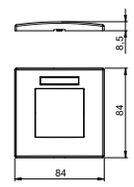

PC

Cover frame AR45-F2, for accessory mounting box 71GD13, double

Type	Colour	Pack Piece	Weight kg/100 pc.	Item no.
AR45-F2 RW	Pure white	1	2.320	**6119342**
AR45-F2 SWGR	Black-grey	1	2.320	**6119344**
AR45-F2 AL	Aluminium-painted	1	2.320	**6119346**

Front locking cover frame for Modul 45 devices, single, without labelling panel for horizontal and vertical device installation, for locking in accessory mounting box 71GD13 or in mounting support 71MT2 45.

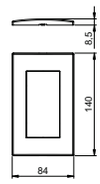

PC

Cover frame AR45-BF2, for accessory mounting box 71GD13, double, with labelling panel for horizontal device installation

Type	Colour	Pack Piece	Weight kg/100 pc.	Item no.
AR45-BF2 RW	Pure white	1	2.260	**6119352**
AR45-BF2 SWGR	Black-grey	1	2.260	**6119354**
AR45-BF2 AL	Aluminium-painted	1	2.260	**6119356**

Front locking cover frame for Modul 45 devices, double, with labelling panel for horizontal device installation, for locking in accessory mounting box 71GD13 or in mounting support 71MT2 45.

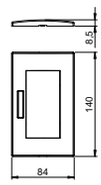

Cover frame AR45-BSF2, for accessory mounting box 71GD13, double, with labelling panel for vertical device installation

PC

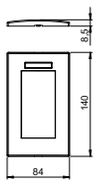

Type	Colour		Pack Piece	Weight kg/100 pc.	Item no.
AR45-BSF2 RW	Pure white		1	2.260	6119362
AR45-BSF2 SWGR	Black-grey		1	2.260	6119364
AR45-BSF2 AL	Aluminium-painted		1	2.260	6119366

Front locking cover frame for Modul 45 devices, double, with labelling panel for vertical device installation, for locking in accessory mounting box 71GD13 or in mounting support 71MT2 45.

Cover frame AR45-F3, for accessory mounting box 71GD9-2, triple

PC

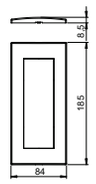

Type	Colour		Pack Piece	Weight kg/100 pc.	Item no.
AR45-F3 RW	Pure white		1	2.800	6119372
AR45-F3 SWGR	Black-grey		1	2.800	6119374
AR45-F3 AL	Aluminium-painted		1	2.800	6119376

Front locking cover frame for Modul 45 devices, triple, without labelling panel for horizontal and vertical device installation, for locking in accessory mounting box 71GD9-2 or in mounting support 71MT3 45-2.

Cover frame AR45-BF3, for accessory mounting box 71GD9-2, triple, with labelling panel for horizontal device installation

PC

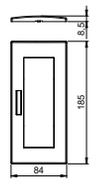

Type	Colour		Pack Piece	Weight kg/100 pc.	Item no.
AR45-BF3 RW	Pure white		1	2.800	6119382
AR45-BF3 SWGR	Black-grey		1	2.800	6119384
AR45-BF3 AL	Aluminium-painted		1	2.800	6119386

Front locking cover frame for Modul 45 devices, triple, with labelling panel for horizontal device installation, for locking in accessory mounting box 71GD9-2 or in mounting support 71MT3 45-2.

Cover frame AR45-BSF3, for accessory mounting box 71GD9-2, triple, with labelling panel for vertical device installation

PC



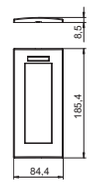

Type	Colour		Pack Piece	Weight kg/100 pc.	Item no.
AR45-BSF3 RW	Pure white		1	2.800	6119387
AR45-BSF3 SWGR	Black-grey		1	2.800	6119388
AR45-BSF3 AL	Aluminium-painted		1	2.800	6119389

Front locking cover frame for Modul 45 devices, triple, with labelling panel for vertical device installation, for locking in accessory mounting box 71GD9-2 or in mounting support 71MT3 45-2.

Cover frame AR50, for accessory mounting box 71GD6/11, single

PC

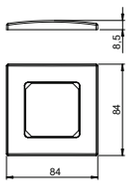

Type	Colour		Pack Piece	Weight kg/100 pc.	Item no.
AR50-F1 RW	Pure white		1	1.620	6119392
AR50-F1 SWGR	Black-grey		1	1.620	6119394
AR50-F1 AL	Aluminium-painted		1	1.620	6119396

Front locking cover frame for devices with 50 mm central plate, single, without labelling panel for horizontal and vertical device installation, for mounting on accessory mounting box 71GD6, 71GD11 or in mounting support 71MTD.

Socket 0°, Connect 45, protective contact, single

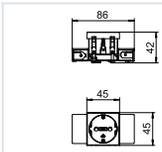



Type	STD-D0C RW1	STD-D0C ROR1	STD-D0C MZGN1	STD-D0C SRO1	STD-D0C SWGR1	STD-D0C AL1
Colour	Pure white	Pure orange	Mint green	Signal red	Black-grey	Aluminium-painted
Pack Piece	1	1	1	1	1	1
Weight kg/100 pc.	6.700	6.700	6.700	6.700	6.700	6.700
Item no.	**6120340**	**6120344**	**6120346**	**6120348**	**6120350**	**6120352**

PC Polycarbonate

Protective contact socket with connection to side, single 0°, with increased touch protection, with screwless terminals, 2-pin, 16 A, 250 V~, with connection terminals to IEC 60884-1, suitable for the installation in Rapid 45 device installation trunking system.

Socket 0°, Connect 45, protective contact, double

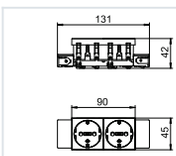



Type	STD-D0C RW2	STD-D0C ROR2	STD-D0C MZGN2	STD-D0C SRO2	STD-D0C SWGR2	STD-D0C AL2
Colour	Pure white	Pure orange	Mint green	Signal red	Black-grey	Aluminium-painted
Pack Piece	1	1	1	1	1	1
Weight kg/100 pc.	10.100	10.100	10.100	10.100	10.100	10.100
Item no.	**6120362**	**6120364**	**6120366**	**6120368**	**6120370**	**6120372**

PC Polycarbonate

Protective contact socket with connection to side, double 0°, with increased touch protection, with screwless terminals, 2-pin, 16 A, 250 V~, with connection terminals to IEC 60884-1, suitable for the installation in Rapid 45 device installation trunking systems.

Socket 0°, Connect 45, protective contact, triple

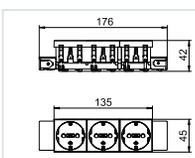



Type	STD-D0C RW3	STD-D0C ROR3	STD-D0C MZGN3	STD-D0C SRO3	STD-D0C SWGR3	STD-D0C AL3
Colour	Pure white	Pure orange	Mint green	Signal red	Black-grey	Aluminium-painted
Pack Piece	1	1	1	1	1	1
Weight kg/100 pc.	16.500	16.500	16.500	16.500	16.500	16.500
Item no.	**6120382**	**6120384**	**6120386**	**6120388**	**6120390**	**6120392**

PC Polycarbonate

Protective contact socket with connection to side, triple 0°, with increased touch protection, with screwless terminals, 2-pin, 16 A, 250 V~, with connection terminals to IEC 60884-1, suitable for the installation in Rapid 45 device installation trunking systems.

0° socket, protective contact, single

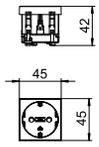



Type	STD-D0 RW1	STD-D0 ROR1	STD-D0 MZGN1	STD-D0 SRO1	STD-D0 SWGR1	STD-D0 AL1
Colour	Pure white	Pure orange	Mint green	Signal red	Black-grey	Aluminium-painted
Pack Piece	1	1	1	1	1	1
Weight kg/100 pc.	4.200	4.200	4.200	4.200	4.200	4.200
Item no.	**6120008**	**6120010**	**6120012**	**6120014**	**6120016**	**6120018**

PC Polycarbonate

Power socket, single 0°, with increased touch protection with screwless terminals, 2-pin, 16 A, 250 V~, with connection terminals to IEC 60884-1.

0° socket, protective contact, double

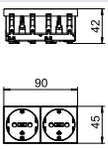



Type	STD-D0 RW2	STD-D0 ROR2	STD-D0 MZGN2	STD-D0 SRO2	STD-D0 SWGR2	STD-D0 AL2
Colour	Pure white	Pure orange	Mint green	Signal red	Black-grey	Aluminium-painted
Pack Piece	1	1	1	1	1	1
Weight kg/100 pc.	8.000	8.000	8.000	8.000	8.000	8.000
Item no.	**6120022**	**6120024**	**6120026**	**6120028**	**6120030**	**6120032**

PC Polycarbonate

Power socket, double 0°, with increased touch protection with screwless terminals, 2-pin, 16 A, 250 V~, with connection terminals to IEC 60884-1.

0° socket, protective contact, triple

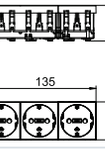



Type	STD-D0 RW3	STD-D0 ROR3	STD-D0 MZGN3	STD-D0 SRO3	STD-D0 SWGR3	STD-D0 AL3
Colour	Pure white	Pure orange	Mint green	Signal red	Black-grey	Aluminium-painted
Pack Piece	1	1	1	1	1	1
Weight kg/100 pc.	12.200	12.200	12.200	12.200	12.200	12.200
Item no.	**6120042**	**6120044**	**6120046**	**6120048**	**6120050**	**6120052**

PC Polycarbonate

Power socket, triple 0°, with increased touch protection with screwless terminals, 2-pin, 16 A, 250 V~, with connection terminals to IEC 60884-1.

PC

0° socket, protective contact, encoded version, single

Type	Colour	Pack Piece	Weight kg/100 pc.	Item no.
STD-D0K SRO1	Signal red	1	4.200	6120292

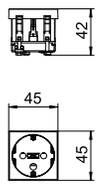



Protective contact socket, single 0°, encoded version, with increased touch protection, with screwless terminals, 2-pin, 16 A, 250 V~, with connection terminals according to IEC 60884-1.
The socket can only be used in connection with an encoding pin of type CST-STD.
Note: The encoding pin is not contained in the scope of supply.

PC

0° socket, protective contact, encoded version, double

Type	Colour	Pack Piece	Weight kg/100 pc.	Item no.
STD-D0K SRO2	Signal red	1	8.000	6120294

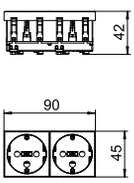



Protective contact socket, double 0°, encoded version, with increased touch protection, with screwless terminals, 2-pin, 16 A, 250 V~, with connection terminals according to IEC 60884-1.
The socket can only be used in connection with an encoding pin of type CST-STD.
Note: The encoding pin is not contained in the scope of supply.

PC

0° socket, protective contact, encoded version, triple

Type	Colour	Pack Piece	Weight kg/100 pc.	Item no.
STD-D0K SRO3	Signal red	1	12.200	6120296

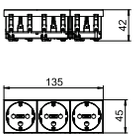



Protective contact socket, triple 0°, encoded version, with increased touch protection, with screwless terminals, 2-pin, 16 A, 250 V~, with connection terminals according to IEC 60884-1.
The socket can only be used in connection with an encoding pin of type CST-STD.
Note: The encoding pin is not contained in the scope of supply.

33° socket, protective contact, single

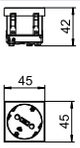








Type	STD-D3S RW1	STD-D3S ROR1	STD-D3S MZGN1	STD-D3S SRO1	STD-D3S SWGR1	STD-D3S AL1
Colour	Pure white	Pure orange	Mint green	Signal red	Black-grey	Aluminium-painted
Pack Piece	1	1	1	1	1	1
Weight kg/100 pc.	4.000	4.000	4.000	4.000	4.000	4.000
Item no.	6120073	6120075	6120077	6120079	6120081	6120083

PC Polycarbonate

Protective contact socket, single 33°, with increased touch protection, with screwless terminals, 2-pin, 16 A, 250 V~, with connection terminals to IEC 60884-1.

With protective contact

33° socket, protective contact, double

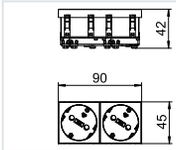



Type	STD-D3S RW2	STD-D3S ROR2	STD-D3S MZGN2	STD-D3S SRO2	STD-D3S SWGR2	STD-D3S AL2
Colour	Pure white	Pure orange	Mint green	Signal red	Black-grey	Aluminium-painted
Pack Piece	1	1	1	1	1	1
Weight kg/100 pc.	7.700	7.700	7.700	7.700	7.700	7.700
Item no.	**6120103**	**6120105**	**6120107**	**6120109**	**6120111**	**6120114**

PC Polycarbonate

Protective contact socket, double 33°, with increased touch protection, with screwless terminals, 2-pin, 16 A, 250 V~, with connection terminals to IEC 60884-1.

33° socket, protective contact, triple

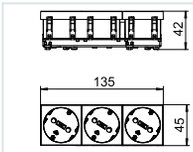



Type	STD-D3S RW3	STD-D3S ROR3	STD-D3S MZGN3	STD-D3S SRO3	STD-D3S SWGR3	STD-D3S AL3
Colour	Pure white	Pure orange	Mint green	Signal red	Black-grey	Aluminium-painted
Pack Piece	1	1	1	1	1	1
Weight kg/100 pc.	11.000	11.000	11.000	11.000	11.000	11.000
Item no.	**6120123**	**6120125**	**6120127**	**6120129**	**6120131**	**6120133**

PC Polycarbonate

Protective contact socket, triple 33°, with increased touch protection, with screwless terminals, 2-pin, 16 A, 250 V~, with connection terminals to IEC 60884-1.

USB charging device, Modul 45

USB charging device

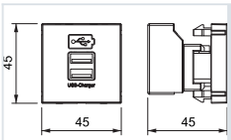



Type	MTG-2UC2.1 RW1	MTG-2UC2.1 SWGR1	MTG-2UC2.1 AL1
Colour	Pure white	Black-grey	Aluminium-painted
Pack Piece	1	1	1
Weight kg/100 pc.	6.162	5.500	5.500
Item no.	**6105300**	**6105302**	**6105304**

PC Polycarbonate

USB charging device with two USB type A sockets, for charging 1–2 mobile devices, maximum charging current 1x 2,100 mA or 2x 1,050 mA.

Equipotential bonding socket, 1 module, straight outlet

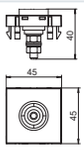







Type	PAD-ID6 RW1	PAD-ID6 SWGR1	PAD-ID6 AL1
Colour	Pure white	Black-grey	Aluminium-painted
Pack Piece	1	1	1
Weight kg/100 pc.	5.000	5.000	5.000
Item no.	**6120003**	**6120001**	**6120005**

PC Polycarbonate

Equipotential bonding socket to DIN 42801, socket in black with green-yellow colour ring, cable connection to rear with M6 screw bolt, including two nuts, washers and a serrated washer.

Data technology support, 1 module, straight outlet, type RM

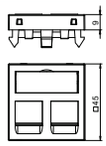







Type	DTG-2RM RW1	DTG-2RM SWGR1	DTG-2RM AL1
Colour	Pure white	Black-grey	Aluminium-painted
Pack Piece	1	1	1
Weight kg/100 pc.	1.100	1.100	1.100
Item no.	**6119292**	**6119294**	**6119296**

PC Polycarbonate

The type RM data technology support is suitable for accepting the following data connection modules: Types ASM-C5, ASM-C5 G, ASM-C6 and ASM-C6 G; R&M: Cat. 5 and Cat. 6 modules without support plate.

Data technology support with straight outlet and locking slider to accept two data technology connection modules with RJ45 socket. The locking fastening is suitable for horizontal and vertical installation in the system environment. Type RM has a special module seat and is designed for indirect fastening of the data connection modules in the mounting opening.

Data technology support, 1 module, slanting outlet, type RM

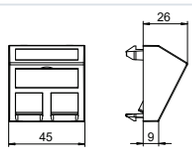







Type	DTS-2RM RW1	DTS-2RM SWGR1	DTS-2RM AL1
Colour	Pure white	Black-grey	Aluminium-painted
Pack Piece	1	1	1
Weight kg/100 pc.	2.900	2.900	2.900
Item no.	**6119298**	**6119300**	**6119302**

PC Polycarbonate

The type RM data technology support is suitable for accepting the following data connection modules: Types ASM-C5, ASM-C5 G, ASM-C6 and ASM-C6 G; R&M: Cat. 5 and Cat. 6 modules without support plate.

Data technology support with slanting outlet and locking slider to accept two data technology connection modules with RJ45 socket. The locking fastening is suitable for horizontal and vertical installation in the system environment. Type RM has a special module seat and is designed for indirect fastening of the data connection modules in the mounting opening.

Data technology support, 1 module, straight outlet, type C

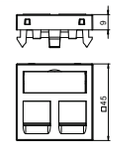







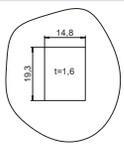

Type	DTG-2C RW1	DTG-2C SWGR1	DTG-2C AL1
Colour	Pure white	Black-grey	Aluminium-painted
Pack Piece	1	1	1
Weight kg/100 pc.	1.100	1.100	1.100
Item no.	**6119214**	**6119216**	**6119218**

PC Polycarbonate

The type C data technology support is suitable for accepting the following data connection modules: BTR (Keystone design): Cat. 6A module and UAE module; Corning: modules with Keystone seat; CobiNet: CobiDat KS module; Dätwyler: KS-T, KS-TS, MS-K and KU-T; EKU: E-Stone; Harting: Prelink Keystone Cat. 6A; Fixlink Keystone Cat. 6A; Komos: KDM 500 module; Leoni Kerpen: MegaLine-Connect45 Keystone socket modules; OBO: Type ASM-C6A and ASM-C6A G; R&M: Cat. 6A with Keystone fastening; Rutenbeck: UM and UMflex; SETEC: UKJ and XKJ; Telegärtner: AMJ and UMJ.

Data technology support with straight outlet and locking slider to accept two data technology connection modules with RJ45 socket. The locking fastening is suitable for horizontal and vertical installation in the system environment. Type C has a mounting opening of 19.30 x 14.80 mm and is designed for direct fastening of the data connection modules in the mounting opening.

Data technology support, 1 module, slanting outlet, type C

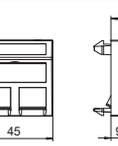







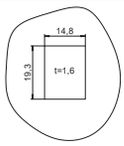

Type	DTS-2C RW1	DTS-2C SWGR1	DTS-2C AL1
Colour	Pure white	Black-grey	Aluminium-painted
Pack Piece	1	1	1
Weight kg/100 pc.	1.500	1.500	1.500
Item no.	**6119250**	**6119252**	**6119254**

PC Polycarbonate

The type C data technology support is suitable for accepting the following data connection modules: BTR (Keystone design): Cat. 6A module and UAE module; Corning: modules with Keystone seat; CobiNet: CobiDat KS module; Dätwyler: KS-T, KS-TS, MS-K and KU-T; EKU: E-Stone; Harting: Prelink Keystone Cat. 6A; Fixlink Keystone Cat. 6A; Komos: KDM 500 module; Leoni Kerpen: MegaLine-Connect45 Keystone socket modules; OBO: Type ASM-C6A and ASM-C6A G; R&M: Cat. 6A with Keystone fastening; Rutenbeck: UM and UMflex; SETEC: UKJ and XKJ; Telegärtner: AMJ and UMJ.

Data technology support with slanting outlet and locking slider to accept two data technology connection modules with RJ45 socket. The locking fastening is suitable for horizontal and vertical installation in the system environment. Type C has a mounting opening of 19.30 x 14.80 mm and is designed for direct fastening of the data connection modules in the mounting opening.

Data technology support, 1 module, straight outlet, type A

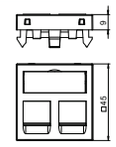







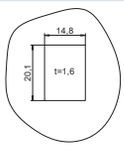

Type	DTG-2A RW1	DTG-2A SWGR1	DTG-2A AL1
Colour	Pure white	Black-grey	Aluminium-painted
Pack Piece	1	1	1
Weight kg/100 pc.	1.100	1.100	1.100
Item no.	**6119202**	**6119204**	**6119206**

PC Polycarbonate

The type A data technology support is suitable for accepting the following data connection modules: AMP TYCO (without dust protection cap): SL Series 110Connect and SL Series Toolless; Brand-Rex: modules with item numbers ending in …JAKS000CR and …JAKU002; Nexans: LANmark RJ45 with blue adapter clip, LANmark GG45 with metal clip.

Data technology support with straight outlet and locking slider to accept two data technology connection modules with RJ45 socket. The locking fastening is suitable for horizontal and vertical installation in the system environment. Type A has a mounting opening of 20.10 x 14.80 mm and is designed for direct fastening of the data connection modules in the mounting opening.

Data technology support, 1 module, slanting outlet, type A

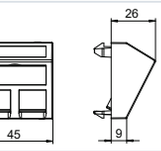







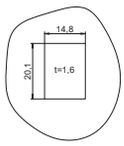

Type	DTS-2A RW1	DTS-2A SWGR1	DTS-2A AL1
Colour	Pure white	Black-grey	Aluminium-painted
Pack Piece	1	1	1
Weight kg/100 pc.	2.000	1.500	1.500
Item no.	**6119238**	**6119240**	**6119242**

PC Polycarbonate

The type A data technology support is suitable for accepting the following data connection modules: AMP TYCO (without dust protection cap): SL Series 110Connect and SL Series Toolless; Brand-Rex: modules with item numbers ending in …JAKS000CR and …JAKU002; Nexans: LANmark RJ45 with blue adapter clip, LANmark GG45 with metal clip.

Data technology support with slanting outlet and locking slider to accept two data technology connection modules with RJ45 socket. The locking fastening is suitable for horizontal and vertical installation in the system environment. Type A has a mounting opening of 20.10 x 14.80 mm and is designed for direct fastening of the data connection modules in the mounting opening.

Data technology support, 1 module, straight outlet, type B

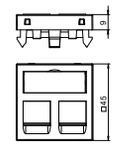







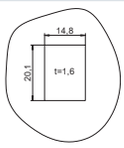

Type	DTG-2B RW1	DTG-2B SWGR1	DTG-2B AL1
Colour	Pure white	Black-grey	Aluminium-painted
Pack Piece	1	1	1
Weight kg/100 pc.	1.100	1.100	1.100
Item no.	**6119208**	**6119210**	**6119212**

PC Polycarbonate

The type B data technology support is suitable for accepting the following data connection modules: BTR (module design): Cat. 6A module, E-DAT module and UAE module; Dätwyler: MS and MS-N, Leoni Kerpen: VarioKeystone socket module Cat. 6A and MegaLine-Connect100 socket module Cat. 6A and 8C7A.

Data technology support with straight outlet and locking slider to accept two data technology connection modules with RJ45 socket. The locking fastening is suitable for horizontal and vertical installation in the system environment. Type B has a mounting opening of 19.35/21.55 x 14.85 mm and is designed for direct fastening of the data connection modules in the mounting opening.

Data technology support, 1 module, slanting outlet, type B

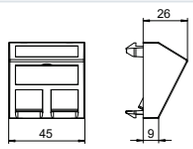







Type	DTS-2B RW1	DTS-2B SWGR1	DTS-2B AL1
Colour	Pure white	Black-grey	Aluminium-painted
Pack Piece	1	1	1
Weight kg/100 pc.	1.500	1.500	1.500
Item no.	**6119244**	**6119246**	**6119248**

PC Polycarbonate

The type B data technology support is suitable for accepting the following data connection modules: BTR (module design): Cat. 6A Modul, E-DAT module and UAE module; Dätwyler: MS and MS-N, Leoni Kerpen: VarioKeystone socket module Cat. 6A and MegaLine-Connect100 socket module Cat. 6A and 8C7A.

Data technology support with slanting outlet and locking slider to accept two data technology connection modules with RJ45 socket. The locking fastening is suitable for horizontal and vertical installation in the system environment. Type B has a mounting opening of 19.35/21.55 x 14.85 mm and is designed for direct fastening of the data connection modules in the mounting opening.

Data technology support, 1 module, straight outlet, type C, without dust protection slider

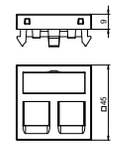







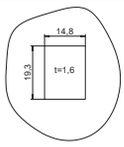

Type	DTG-02C RW1	DTG-02C SWGR1	DTG-02C AL1
Colour	Pure white	Black-grey	Aluminium-painted
Pack Piece	1	1	1
Weight kg/100 pc.	1.000	1.000	1.383
Item no.	**6119280**	**6119282**	**6119284**

PC Polycarbonate

The type C data technology support (without dust protection slider) is suitable for accepting the following data connection modules: 3M: Volition K6, K10 and Cat. 6A.

Data technology support with straight outlet and without a locking slider to accept two data technology connection modules with RJ45 socket. The locking fastening is suitable for horizontal and vertical installation in the system environment. Type C has a mounting opening of 19.30 x 14.80 mm and is designed for direct fastening of the data connection modules in the mounting opening.

Data technology support, 1 module, slanting outlet, type C, without dust protection slider

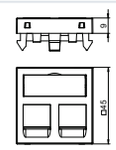







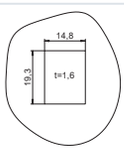

Type	DTS-02C RW1	DTS-02C SWGR1	DTS-02C AL1
Colour	Pure white	Black-grey	Aluminium-painted
Pack Piece	1	1	1
Weight kg/100 pc.	1.400	1.400	1.400
Item no.	**6119286**	**6119288**	**6119290**

PC Polycarbonate

The type C data technology support (without dust protection slider) is suitable for accepting the following data connection modules: 3M: Volition K6, K10 and Cat. 6A.

Data technology support with slanting outlet and without a locking slider to accept two data technology connection modules with RJ45 socket. The locking fastening is suitable for horizontal and vertical installation in the system environment. Type C has a mounting opening of 19.30 x 14.80 mm and is designed for direct fastening of the data connection modules in the mounting opening.

Data technology support, 1 module, straight outlet, type EP

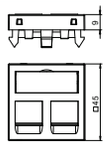





Type	DTG-2EP RW1	DTG-2EP SWGR1	DTG-2EP AL1
Colour	Pure white	Black-grey	Aluminium-painted
Pack Piece	1	1	1
Weight kg/100 pc.	1.100	1.100	1.100
Item no.	**6119232**	**6119234**	**6119236**

PC Polycarbonate

The type EP data technology support is suitable for accepting the following data connection modules: Leoni Kerpen: MegaLine-Connect45 ELine.

Data technology support with straight outlet and locking slider to accept two data technology connection modules with RJ45 socket. The locking fastening is suitable for horizontal and vertical installation in the system environment. Type EP has a special module seat and is designed for indirect fastening of the data connection modules in the mounting opening.

Data technology support, 1 module, slanting outlet, type EP

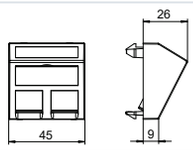





Type	DTS-2EP RW1	DTS-2EP SWGR1	DTS-2EP AL1
Colour	Pure white	Black-grey	Aluminium-painted
Pack Piece	1	1	1
Weight kg/100 pc.	1.500	1.500	1.500
Item no.	**6119268**	**6119270**	**6119272**

PC Polycarbonate

The type EP data technology support is suitable for accepting the following data connection modules: Leoni Kerpen: MegaLine-Connect45 ELine.

Data technology support with slanting outlet and locking slider to accept two data technology connection modules with RJ45 socket. The locking fastening is suitable for horizontal and vertical installation in the system environment. Type EP has a special module seat and is designed for indirect fastening of the data connection modules in the mounting opening.

Data technology support, 1 module, straight outlet, type F

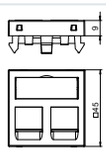





Type	DTG-2F RW1	DTG-2F SWGR1	DTG-2F AL1
Colour	Pure white	Black-grey	Aluminium-painted
Pack Piece	1	1	1
Weight kg/100 pc.	1.100	1.100	1.100
Item no.	**6119220**	**6119222**	**6119224**

PC Polycarbonate

The type F data technology support is suitable for accepting the following data connection modules: Avaya/Systimax: M series.

Data technology support with straight outlet and locking slider to accept two data technology connection modules. The locking fastening is suitable for horizontal and vertical installation in the system environment.

Data technology support, 1 module, slanting outlet, type F

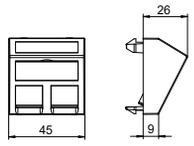





Type	DTS-2F RW1	DTS-2F SWGR1	DTS-2F AL1
Colour	Pure white	Black-grey	Aluminium-painted
Pack Piece	1	1	1
Weight kg/100 pc.	1.500	1.500	1.500
Item no.	**6119256**	**6119258**	**6119260**

PC Polycarbonate

The type F data technology support is suitable for accepting the following data connection modules: Avaya/Systimax: M series.

Data technology support with slanting outlet and locking slider to accept two data technology connection modules with RJ45 socket. The locking fastening is suitable for horizontal and vertical installation in the system environment. Type F has a special module seat and is designed for indirect fastening of the data connection modules in the mounting opening.

Data technology support, 1 module, straight outlet, type PA

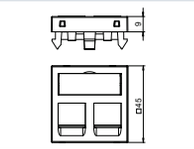





Type	DTG-2PA RW1	DTG-2PA SWGR1	DTG-2PA AL1
Colour	Pure white	Black-grey	Aluminium-painted
Pack Piece	1	1	1
Weight kg/100 pc.	1.100	1.100	1.100
Item no.	**6119226**	**6119228**	**6119230**

PC Polycarbonate

The type PA data technology support is suitable for accepting the following data connection modules: Panduit: Mini-Com.

Data technology support with straight outlet and locking slider to accept two data technology connection modules with RJ45 socket. The locking fastening is suitable for horizontal and vertical installation in the system environment. Type PA has a special module seat and is designed for indirect fastening of the data connection modules in the mounting opening.

Data technology support, 1 module, slanting outlet, type PA

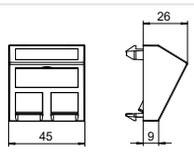





Type	DTS-2PA RW1	DTS-2PA SWGR1	DTS-2PA AL1
Colour	Pure white	Black-grey	Aluminium-painted
Pack Piece	1	1	1
Weight kg/100 pc.	1.500	1.500	1.500
Item no.	**6119262**	**6119264**	**6119266**

PC Polycarbonate

The type PA data technology support is suitable for accepting the following data connection modules: Panduit: Mini-Com.

Data technology support with slanting outlet and locking slider to accept two data technology connection modules with RJ45 socket. The locking fastening is suitable for horizontal and vertical installation in the system environment. Type PA has a special module seat and is designed for indirect fastening of the data connection modules in the mounting opening.

Data technology support, 1 module, straight outlet, type LE

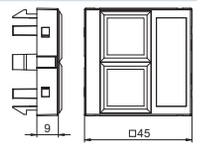





Type	DTG-02LE RW1	DTG-02LE SWGR1	DTG-02LE AL1
Colour	Pure white	Black-grey	Aluminium-painted
Pack Piece	1	1	1
Weight kg/100 pc.	0.900	0.900	0.900
Item no.	**6119304**	**6119306**	**6119308**

PC Polycarbonate

The type LE data technology support is suitable for accepting the following data connection modules: LexCom/Schneider: LexCom 125, LexCom 250 and LexCom 500.

Data technology support with straight outlet and without a locking slider to accept two data technology connection modules with RJ45 socket. The locking fastening is suitable for horizontal and vertical installation in the system environment. Type LE has a special module seat and is designed for indirect fastening of the data connection modules in the mounting opening.

Data technology solution Cat. 5

RJ45 data connection module, Cat. 5e, shielded

Type		Pack Piece	Weight kg/100 pc.	Item no.
ASM-C5 G		1	2.660	**6117325**

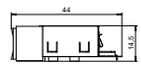

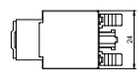



Connection module Cat. 5e shielded, with an RJ 45 slot. Includes an EMC screen hood, a dust cover, a cable tie and mounting instructions. Suitable for installation in data technology supports of type DTG-2RM and DTS-2RM.

RJ45 data connection module, Cat. 5e, unshielded

Type		Pack Piece	Weight kg/100 pc.	Item no.
ASM-C5		1	1.120	**6117337**

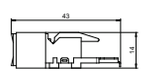

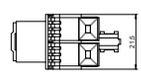



Connection module Cat. 5e unshielded, with an RJ 45 slot. Including a dust cover, a cable tie and mounting instructions. Suitable for installation in data technology supports of type DTG-2RM and DTS-2RM.

Data technology solution Cat. 6

RJ45 data connection module, Cat. 6, shielded

Type		Pack Piece	Weight kg/100 pc.	Item no.
ASM-C6 G		1	1.850	**6117329**

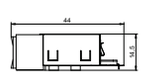

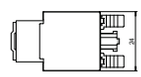



Connection module Cat. 6 shielded, with an RJ 45 slot. Includes an EMC screen hood, a dust cover, a cable tie and mounting instructions. Suitable for installation in data technology supports of type DTG-2RM and DTS-2RM.

RJ45 data connection module, Cat. 6, unshielded



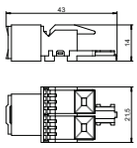

Type		Pack Piece	Weight kg/100 pc.	Item no.
ASM-C6		1	1.060	6117341

Connection module Cat. 6 unshielded, with an RJ 45 slot. Including a dust cover, a cable tie and mounting instructions. Suitable for installation in data technology supports of type DTG-2RM and DTS-2RM.

Connection solutions for data transmission

D-Sub9 connection, 1 module, straight outlet, as screw connection

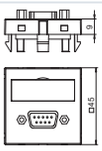







Type	MTG-DB9 S RW1	MTG-DB9 S SWGR1	MTG-DB9 S AL1
Colour	Pure white	Black-grey	Aluminium-painted
Pack Piece	1	1	1
Weight kg/100 pc.	2.400	2.400	2.400
Item no.	6104634	6104637	6104640

PC Polycarbonate

Multimedia support with one D-Sub9 connection socket, straight cable outlet, with labelling panel, D-Sub9 socket (RS232) with screw connection. Support plate with locking fastening, suitable for horizontal and vertical installation in the system environment.

D-Sub9 connection, 1 module, slanting outlet, as screw connection

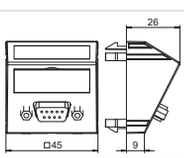







Type	MTS-DB9 S RW1	MTS-DB9 S SWGR1	MTS-DB9 S AL1
Colour	Pure white	Black-grey	Aluminium-painted
Pack Piece	1	1	1
Weight kg/100 pc.	2.600	2.600	2.600
Item no.	6104646	6104649	6104652

PC Polycarbonate

Multimedia support with one D-Sub9 connection socket, slanting cable outlet, with labelling panel, D-Sub9 socket (RS232) with screw connection. Support plate with locking fastening, suitable for horizontal and vertical installation in the system environment.

D-Sub9 connection, 1 module, straight outlet, with connection cable

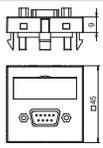







Type	MTG-DB9 F RW1	MTG-DB9 F SWGR1	MTG-DB9 F AL1
Colour	Pure white	Black-grey	Aluminium-painted
Pack Piece	1	1	1
Weight kg/100 pc.	5.200	5.200	5.200
Item no.	**6104682**	**6104685**	**6104688**

PC Polycarbonate

Multimedia support with one D-Sub9 connection socket, straight cable outlet, with labelling panel, short D-Sub9 connection cable (RS232), socket-socket version. Support with locking fastening, suitable for horizontal and vertical installation in the system environment.

D-Sub9 connection, 1 module, slanting outlet, with connection cable

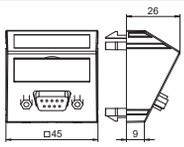







Type	MTS-DB9 F RW1	MTS-DB9 F SWGR1	MTS-DB9 F AL1
Colour	Pure white	Black-grey	Aluminium-painted
Pack Piece	1	1	1
Weight kg/100 pc.	5.400	5.400	5.400
Item no.	**6104694**	**6104697**	**6104700**

PC Polycarbonate

Multimedia support with one D-Sub9 connection socket, slanting cable outlet, with labelling panel, short D-Sub9 connection cable (RS232), socket-socket version. Support with locking fastening, suitable for horizontal and vertical installation in the system environment.

USB 2.0/3.0 connection, 1 module, straight outlet, as screw connection

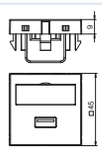







Type	MTG-U3A S RW1	MTG-U3A S SWGR1	MTG-U3A S AL1
Colour	Pure white	Black-grey	Aluminium-painted
Pack Piece	1	1	1
Weight kg/100 pc.	2.500	2.500	2.500
Item no.	**6104874**	**6104877**	**6104880**

PC Polycarbonate

Multimedia support with one USB 3.0 connection socket, straight cable outlet, with labelling panel, USB 3.0 type A socket with screw connection. Support plate with locking fastening, suitable for horizontal and vertical installation in the system environment.

USB 2.0/3.0 connection, 1 module, slanting outlet, as screw connection

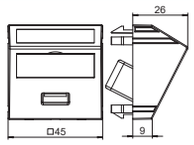





Type	MTS-U3A S RW1	MTS-U3A S SWGR1	MTS-U3A S AL1
Colour	Pure white	Black-grey	Aluminium-painted
Pack Piece	1	1	1
Weight kg/100 pc.	2.700	2.700	2.700
Item no.	**6104886**	**6104889**	**6104892**

PC Polycarbonate

Multimedia support with one USB 3.0 connection socket, slanting cable outlet, with labelling panel, USB 3.0 type A socket with screw connection. Support plate with locking fastening, suitable for horizontal and vertical installation in the system environment.

USB 2.0/3.0 connection, 1 module, straight outlet, with connection cable

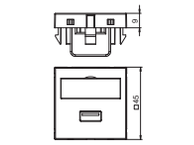





Type	MTG-U3A F RW1	MTG-U3A F SWGR1	MTG-U3A F AL1
Colour	Pure white	Black-grey	Aluminium-painted
Pack Piece	1	1	1
Weight kg/100 pc.	6.000	6.000	6.000
Item no.	**6104922**	**6104925**	**6104928**

PC Polycarbonate

Multimedia support with one USB 3.0 connection socket, straight cable outlet, with labelling panel, short USB 3.0 type A connection cable, socket-socket version. Support plate with locking fastening, suitable for horizontal and vertical installation in the system environment.

USB 2.0/3.0 connection, 1 module, slanting outlet, with connection cable

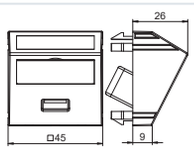





Type	MTS-U3A F RW1	MTS-U3A F SWGR1	MTS-U3A F AL1
Colour	Pure white	Black-grey	Aluminium-painted
Pack Piece	1	1	1
Weight kg/100 pc.	6.200	6.200	6.200
Item no.	**6104934**	**6104937**	**6104940**

PC Polycarbonate

Multimedia support with one USB 3.0 connection socket, slanting cable outlet, with labelling panel, short USB 3.0 type A connection cable, socket-socket version. Support plate with locking fastening, suitable for horizontal and vertical installation in the system environment.



Device installation trunking Signa Base, plastic


Plastic device installation trunking, trunking width 110 mm 304


Plastic device installation trunking, trunking width 130 mm 310


Plastic device installation trunking, trunking width 170 mm 312


Accessories, device installation trunking Signa Base 314

Signa Base

System overview

1	Flat angle
2	Cover
3	Partition
4	Base
5	External corner, adjustable angles
6	Cable retaining clip
7	Signa In labelling panel
8	Triple Signa In trunking socket
9	Double Signa In trunking socket
10	Single Signa In trunking socket

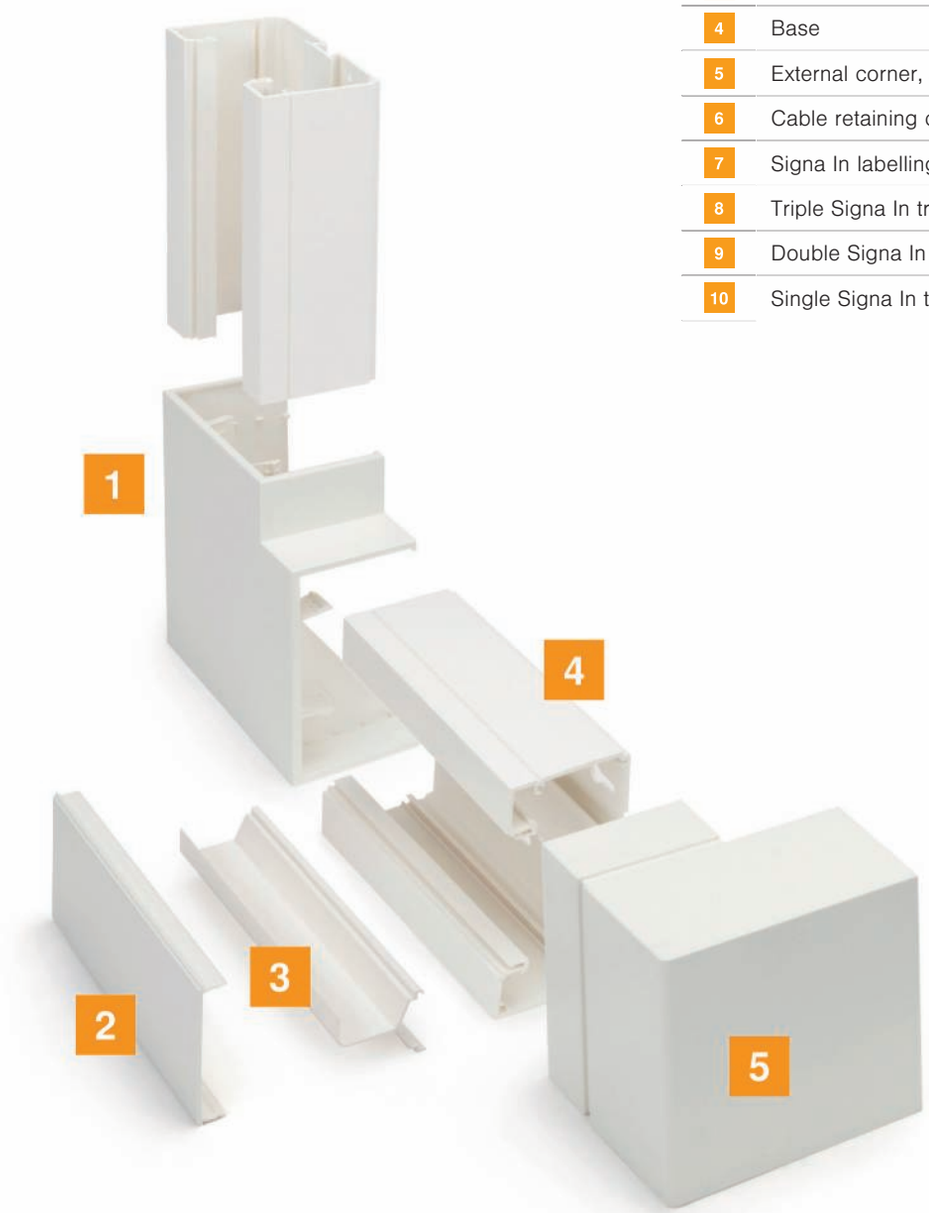





Dimensions
- 70/110 mm
- 70/130 mm
- 70/170 mm

Technical information
- Material PVC

11	Support plate for Keystone modules with single frame Modul 45 locking connection
12	Signa In colour rings
13	Coupling
14	Joint cover
15	Accessory mounting box (multifunctional: Remove front corner panels – this creates a data box support)
16	Signa In data cover for UAE
17	CEE accessory mounting box (multifunctional: Double accessory mounting box for surface products)
18	CEE flange (for devices with 70 mm perforation)
19	CEE flange (for devices with 60 mm perforation)
20	Internal corner, adjustable angles
21	End piece
22	Wall cover frame



Trunking height 70 mm, trunking width 110 mm

Device installation trunking Signa Base 70110

PVC



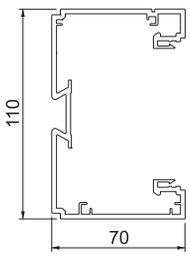

Type	Colour	Length mm	Width mm	Height mm	Pack m	Weight kg/100 m	Item no.
BRK 70110 rws	Pure white	2000	110	70	2	117.350	**6132722**
BRK 70110 cws	Cream	2000	110	70	2	117.350	**6132721**

Trunking base of the Signa Base device installation trunking for covered cable routing and device installation in internal areas. The scope of delivery contains two trunking couplings.

Trunking coupling Signa Base KUP

PP



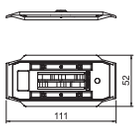

Type	Length mm	Width mm	Pack Piece	Weight kg/100 pc.	Item no.
BRK KUP gr	111	51.7	10	1.120	**6132798**

Trunking coupling to connect the Signa Base device installation trunking.

Accessory mounting box BRK GD, single

PA



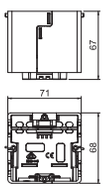

Type	Colour	Length mm	Width mm	Height mm	Pack Piece	Weight kg/100 pc.	Item no.
BRK GD gr	blue-grey	71	68	67	10	6.950	**6133577**

Single Signa accessory mounting box for the connection of power and data technology in the trunking systems Signa Base/Signa Style. Easy refitting to data socket.

Accessory mounting box BRK GD2CEE, double

PA



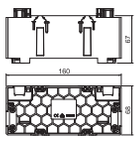

Type	Colour	Length mm	Width mm	Height mm	Pack Piece	Weight kg/100 pc.	Item no.
BRK GD 2CEE gr	blue-grey	160	68	67	4	14.800	**6133579**

Double SIGNA accessory mounting box for the connection of power and data technology in the trunking systems Signa Base/Signa Style.

Cover Signa Base OT 700802

PVC



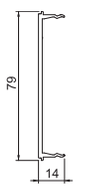

Type	Colour	Length mm	Width mm	Height mm	Pack m	Weight kg/100 m	Item no.
BRK 700802 rws	Pure white	2000	79.4	14	2	27.500	**6132736**
BRK 700802 cws	Cream	2000	79.4	14	2	28.749	**6132735**

Cover for closing the Signa Base device installation trunking.

PC / ABS

External corner Signa Base AE 70110

Type	Colour	Length mm	Width mm	Height mm	Pack Piece	Weight kg/100 pc.	Item no.
BRK AE70110 rws	Pure white	119	137	120	1	16.200	**6132741**
BRK AE70110 cws	Cream	119	137	120	1	17.300	**6132740**

External corner as a fitting for changing the direction of the Signa Base device installation trunking.

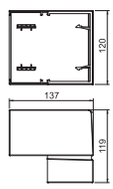

PC / ABS

Flat angle Signa Base FW 70110

Type	Colour	Length mm	Width mm	Height mm	Pack Piece	Weight kg/100 pc.	Item no.
BRK FW70110 rws	Pure white	160	160	74	1	16.500	**6132763**
BRK FW70110 cws	Cream	160	160	74	1	15.000	**6132762**

Flat angle as a fitting for changing the direction of the Signa Base device installation trunking.

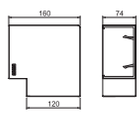



PC / ABS

Internal corner Signa Base IE 70110

Type	Colour	Length mm	Width mm	Height mm	Pack Piece	Weight kg/100 pc.	Item no.
BRK IE70110 rws	Pure white	120	120	143	1	14.480	**6132751**
BRK IE70110 cws	Cream	120	120	143	1	12.000	**6132750**

Internal corner as a fitting for changing the direction of the Signa Base device installation trunking.

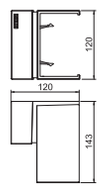



PC / ABS

End piece Signa Base ES 70110

Type	Colour	Length mm	Width mm	Height mm	Pack Piece	Weight kg/100 pc.	Item no.
BRK ES70110 rws	Pure white	34	117	73	1	5.170	**6132776**
BRK ES70110 cws	Cream	34	117	73	1	4.000	**6132775**

End piece as a fitting for the Signa Base device installation trunking .

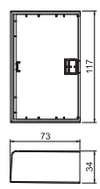

PA

Cable retaining clip Signa Base HK

Type	Length mm	Width mm	Pack Piece	Weight kg/100 pc.	Item no.
SB HK	91	19	10	0.770	**6132799**

Cable retaining clip for the Signa Base device installation trunking.

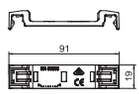



Always indicate the item number when ordering.

Trunking height 70 mm, trunking width 130 mm

Device installation trunking Signa Base 70130

PVC



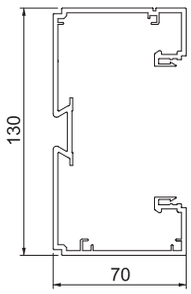

Type	Colour	Length mm	Width mm	Height mm	Pack m	Weight kg/100 m	Item no.
BRK 70130 rws	Pure white	2000	130	70	2	130.350	**6132726**
BRK 70130 cws	Cream	2000	130	70	2	130.350	**6132725**
BRK 70130 lgr	Light grey	2000	130	70	2	130.350	**6132727**

Trunking base of the Signa Base device installation trunking for covered cable routing and device installation in internal areas. The scope of delivery contains two trunking couplings.

Trunking coupling Signa Base KUP

PP



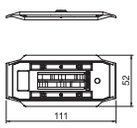

Type	Length mm	Width mm	Pack Piece	Weight kg/100 pc.	Item no.
BRK KUP gr	111	51.7	10	1.120	**6132798**

Trunking coupling to connect the Signa Base device installation trunking.

Accessory mounting box BRK GD, single

PA



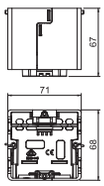

Type	Colour	Length mm	Width mm	Height mm	Pack Piece	Weight kg/100 pc.	Item no.
BRK GD gr	blue-grey	71	68	67	10	6.950	**6133577**

Single Signa accessory mounting box for the connection of power and data technology in the trunking systems Signa Base/Signa Style. Easy refitting to data socket.

Accessory mounting box BRK GD2CEE, double

PA



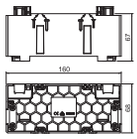

Type	Colour	Length mm	Width mm	Height mm	Pack Piece	Weight kg/100 pc.	Item no.
BRK GD 2CEE gr	blue-grey	160	68	67	4	14.800	**6133579**

Double SIGNA accessory mounting box for the connection of power and data technology in the trunking systems Signa Base/Signa Style.

Cover Signa Base OT 700802

PVC



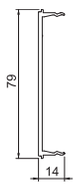

Type	Colour	Length mm	Width mm	Height mm	Pack m	Weight kg/100 m	Item no.
BRK 700802 rws	Pure white	2000	79.4	14	2	27.500	**6132736**
BRK 700802 cws	Cream	2000	79.4	14	2	28.749	**6132735**
BRK 700802 lgr	Light grey	2000	79.4	14	2	27.210	**6132737**

Cover for closing the Signa Base device installation trunking.

PC / ABS

External corner Signa Base AE 70130

Type	Colour	Length mm	Width mm	Height mm	Pack Piece	Weight kg/100 pc.	Item no.
BRK AE70130 rws	Pure white	119	137	140	1	17.600	**6132744**
BRK AE70130 cws	Cream	119	137	140	1	17.600	**6132743**
BRK AE70130 lgr	Light grey	119	137	140	1	17.600	**6132745**

External corner as a fitting for changing the direction of the Signa Base device installation trunking.

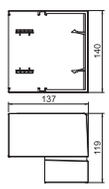

PC / ABS

Flat angle Signa Base FW 70130

Type	Colour	Length mm	Width mm	Height mm	Pack Piece	Weight kg/100 pc.	Item no.
BRK FW70130 rws	Pure white	180	180	74	1	20.010	**6132766**
BRK FW70130 cws	Cream	180	180	74	1	20.010	**6132765**
BRK FW70130 lgr	Light grey	180	180	74	1	17.710	**6132767**

Flat angle as a fitting for changing the direction of the Signa Base device installation trunking.

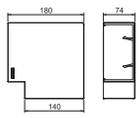



PC / ABS

Internal corner Signa Base IE 70130

Type	Colour	Length mm	Width mm	Height mm	Pack Piece	Weight kg/100 pc.	Item no.
BRK IE70130 rws	Pure white	120	143	140	1	16.250	**6132753**
BRK IE70130 cws	Cream	120	143	140	1	15.190	**6132752**
BRK IE70130 lgr	Light grey	120	143	140	1	15.190	**6132754**

Internal corner as a fitting for changing the direction of the Signa Base device installation trunking.

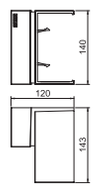



PC / ABS

End piece Signa Base ES 70130

Type	Colour	Length mm	Width mm	Height mm	Pack Piece	Weight kg/100 pc.	Item no.
BRK ES70130 rws	Pure white	34	137	73	1	5.680	**6132778**
BRK ES70130 cws	Cream	34	137	73	1	5.130	**6132777**
BRK ES70130 lgr	Light grey	34	137	73	1	5.130	**6132779**

End piece as a fitting for the Signa Base device installation trunking.

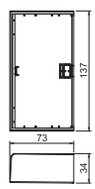

PA

Cable retaining clip Signa Base HK

Type	Length mm	Width mm	Pack Piece	Weight kg/100 pc.	Item no.
SB HK	91	19	10	0.770	**6132799**

Cable retaining clip for the Signa Base device installation trunking.

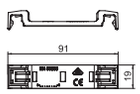



Always indicate the item number when ordering.

Trunking height 70 mm, trunking width 170 mm

Device installation trunking Signa Base 70170

PVC



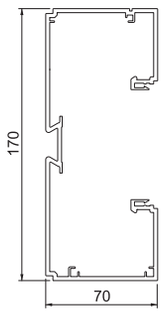

Type	Colour	Length mm	Width mm	Height mm	Pack m	Weight kg/100 m	Item no.
BRK 70170 rws	Pure white	2000	170	70	2	156.350	**6132731**
BRK 70170 cws	Cream	2000	170	70	2	156.350	**6132730**
BRK 70170 lgr	Light grey	2000	170	70	2	156.350	**6132732**

Trunking base of the Signa Base device installation trunking for covered cable routing and device installation in internal areas. The scope of delivery contains two trunking couplings.

Trunking coupling Signa Base KUP

PP



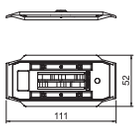

Type	Length mm	Width mm	Pack Piece	Weight kg/100 pc.	Item no.
BRK KUP gr	111	51.7	10	1.120	**6132798**

Trunking coupling to connect the Signa Base device installation trunking.

Accessory mounting box BRK GD, single

PA



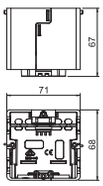

Type	Colour	Length mm	Width mm	Height mm	Pack Piece	Weight kg/100 pc.	Item no.
BRK GD gr	blue-grey	71	68	67	10	6.950	**6133577**

Single Signa accessory mounting box for the connection of power and data technology in the trunking systems Signa Base/Signa Style. Easy refitting to data socket.

Accessory mounting box BRK GD2CEE, double

PA



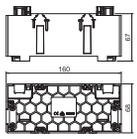

Type	Colour	Length mm	Width mm	Height mm	Pack Piece	Weight kg/100 pc.	Item no.
BRK GD 2CEE gr	blue-grey	160	68	67	4	14.800	**6133579**

Double SIGNA accessory mounting box for the connection of power and data technology in the trunking systems Signa Base/Signa Style.

Cover Signa Base OT 700802

PVC



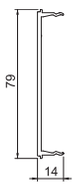

Type	Colour	Length mm	Width mm	Height mm	Pack m	Weight kg/100 m	Item no.
BRK 700802 rws	Pure white	2000	79.4	14	2	27.500	**6132736**
BRK 700802 cws	Cream	2000	79.4	14	2	28.749	**6132735**
BRK 700802 lgr	Light grey	2000	79.4	14	2	27.210	**6132737**

Cover for closing the Signa Base device installation trunking.

PC / ABS

External corner Signa Base AE 70170

Type	Colour	Length mm	Width mm	Height mm	Pack Piece	Weight kg/100 pc.	Item no.
BRK AE70170 rws	Pure white	118	137	180	1	21.820	**6132748**
BRK AE70170 cws	Cream	118	137	180	1	21.820	**6132747**
BRK AE70170 lgr	Light grey	118	137	180	1	21.820	**6132749**

External corner as a fitting for changing the direction of the Signa Base device installation trunking .

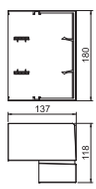

PC / ABS

Flat angle Signa Base FW 70170

Type	Colour	Length mm	Width mm	Height mm	Pack Piece	Weight kg/100 pc.	Item no.
BRK FW70170 rws	Pure white	220	220	74	1	25.790	**6132770**
BRK FW70170 cws	Cream	220	220	74	1	23.800	**6132769**
BRK FW70170 lgr	Light grey	220	220	74	1	23.800	**6132771**

Flat angle as a fitting for changing the direction of the Signa Base device installation trunking.

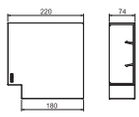



PC / ABS

Internal corner Signa Base IE 70170

Type	Colour	Length mm	Width mm	Height mm	Pack Piece	Weight kg/100 pc.	Item no.
BRK IE70170 rws	Pure white	120	143	180	1	17.870	**6132756**
BRK IE70170 cws	Cream	120	143	180	1	16.630	**6132755**
BRK IE70170 lgr	Light grey	120	143	180	1	16.630	**6132757**

Internal corner as a fitting for changing the direction of the Signa Base device installation trunking.

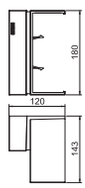



PC / ABS

End piece Signa Base ES 70170

Type	Colour	Length mm	Width mm	Height mm	Pack Piece	Weight kg/100 pc.	Item no.
BRK ES70170 rws	Pure white	34	180	73	1	6.280	**6132781**
BRK ES70170 cws	Cream	34	180	73	1	6.280	**6132780**
BRK ES70170 lgr	Light grey	34	180	73	1	6.280	**6132782**

End piece as a fitting for the Signa Base device installation trunking.



PA

Cable retaining clip Signa Base HK

Type	Length mm	Width mm	Pack Piece	Weight kg/100 pc.	Item no.
SB HK	91	19	10	0.770	**6132799**

Cable retaining clip for the Signa Base device installation trunking.

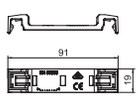



Always indicate the item number when ordering.

Joint cover

Joint cover Signa Base SSA 70110

PC / ABS



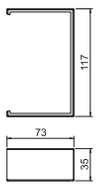

Type	Colour	Length mm	Width mm	Height mm		Pack Piece	Weight kg/100 pc.	Item no.
BRK SSA70110 rws	Pure white	35	117	73		1	2.670	**6132788**
BRK SSA70110 cws	Cream	35	117	73		10	2.550	**6132787**

Joint cover to connect the Signa Base device installation trunking.

Joint cover Signa Base SSA 70130

PC / ABS



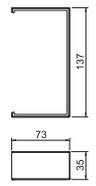

Type	Colour	Length mm	Width mm	Height mm		Pack Piece	Weight kg/100 pc.	Item no.
BRK SSA70130 rws	Pure white	35	137	73		1	2.850	**6132791**
BRK SSA70130 cws	Cream	35	137	73		1	2.760	**6132790**
BRK SSA70130 lgr	Light grey	35	137	73		1	2.760	**6132792**

Joint cover to connect the Signa Base device installation trunking.

Joint cover Signa Base SSA 70170

PC / ABS



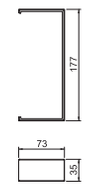

Type	Colour	Length mm	Width mm	Height mm		Pack Piece	Weight kg/100 pc.	Item no.
BRK SSA70170 rws	Pure white	35	177	73		1	3.460	**6132795**
BRK SSA70170 cws	Cream	35	177	73		1	3.160	**6132794**
BRK SSA70170 lgr	Light grey	35	177	73		1	3.160	**6132796**

Joint cover to connect the Signa Base device installation trunking.

Trunking coupling

Trunking coupling Signa Base KUP

PP



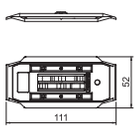

Type	Length mm	Width mm		Pack Piece	Weight kg/100 pc.	Item no.
BRK KUP gr	111	51.7		10	1.120	**6132798**

Trunking coupling to connect the Signa Base device installation trunking.

Cable retaining clip

Cable retaining clip Signa Base HK

PA



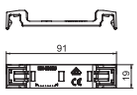

Type	Length mm	Width mm		Pack Piece	Weight kg/100 pc.	Item no.
SB HK	91	19		10	0.770	**6132799**

Cable retaining clip for the Signa Base device installation trunking.

PVC

Partition BRK TW

Type	Colour	Length mm	Width mm	Height mm	Pack m	Weight kg/100 m	Item no.
BRK TW	Pure white	2000	39	45	2	20.500	**6133610**

Partition for trunking system. For mounting on a 35 mm DIN rail.

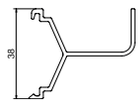



Always indicate the item number when ordering.





Device installation trunking Signa Style, aluminium


Aluminium device installation trunking, trunking width 110 mm 316


Aluminium device installation trunking, trunking width 130 mm 322


Aluminium device installation trunking, trunking width 170 mm 326


Accessories, Signa Style 330



Device installation trunking, Signa Style, trunking width 110, trunking height 70

Alu EL



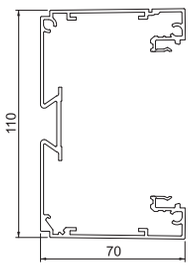

Type	Surface	Length mm	Pack m	Weight kg/100 m	Item no.
BRA 70110 EL	Anodised	2000	2	208.800	**6133260**

Signa Style device installation trunking for covered cable routing in internal areas.

Coupling pin

St FS



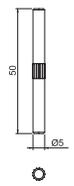

Type	Length mm	Width mm	Height mm	Pack Piece	Weight kg/100 pc.	Item no.
BRA KS	50	5	5	100	0.500	**6133621**

Coupling pins for direct connection of trunking bases. Suitable for the trunking systems Signa Style, Compact Data and Profila Data.

Accessory mounting box BRK GD, single

PA



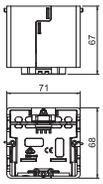

Type	Colour	Length mm	Width mm	Height mm	Pack Piece	Weight kg/100 pc.	Item no.
BRK GD gr	blue-grey	71	68	67	10	6.950	**6133577**

Single Signa accessory mounting box for the connection of power and data technology in the trunking systems Signa Base/Signa Style. Easy refitting to data socket.

Accessory mounting box BRK GD2CEE, double

PA



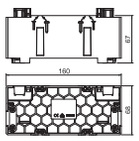

Type	Colour	Length mm	Width mm	Height mm	Pack Piece	Weight kg/100 pc.	Item no.
BRK GD 2CEE gr	blue-grey	160	68	67	4	14.800	**6133579**

Double SIGNA accessory mounting box for the connection of power and data technology in the trunking systems Signa Base/Signa Style.

Cover BRA OT 80

Alu EL



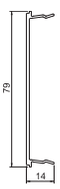

Type	Length mm	Width mm	Height mm	Pack m	Weight kg/100 m	Item no.
BRA OT 80 EL	2000	79	14	2	39.500	**6133267**

Cover for closing the Signa Style device installation trunking.

Alu EL

External corner BRA AE 70110

Type	Surface	Length mm	Pack Piece	Weight kg/100 pc.	Item no.
BRA AE70110 EL	Anodised	155	1	53.000	**6133271**

External corner as a fitting for changing the direction of the Signa Style device installation trunking.

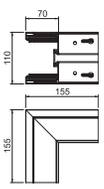



Alu EL

Cover BRA OT AE 80

Type	Surface	Length mm	Pack Piece	Weight kg/100 pc.	Item no.
BRA OT 80 AE EL	Anodised	200	1	15.500	**6133266**

Cover for closing the external corner of the Signa Style device installation trunking.

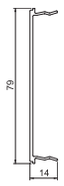



Alu EL

Flat angle BRA FW 70110, falling

Type	Surface	Length mm	Pack Piece	Weight kg/100 pc.	Item no.
BRA FWF70110 EL	Anodised	270	1	88.500	**6133286**

Flat angle, falling, as a fitting for changing the direction of the Signa Style device installation trunking.

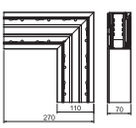



Alu EL

Flat angle BRA FW 70110, rising

Type	Surface	Length mm	Pack Piece	Weight kg/100 pc.	Item no.
BRA FWS70110 EL	Anodised	270	1	88.900	**6133281**

Flat angle, rising, as a fitting for changing the direction of the Signa Style device installation trunking.

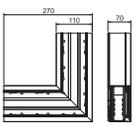



Alu EL

Cover BRA OT FW 80

Type	Surface	Length mm	Pack Piece	Weight kg/100 pc.	Item no.
BRA OT 80 FW EL	Anodised	280	1	18.900	**6133268**

Cover for closing the flat angle of the Signa Style device installation trunking.

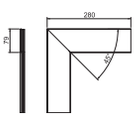



Internal corner BRA IE 70110

Alu EL



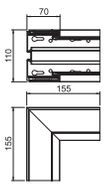

Type	Surface	Length mm	Pack Piece	Weight kg/100 pc.	Item no.
BRA IE70110 EL	Anodised	155	1	56.800	**6133276**

Internal corner as a fitting for changing the direction of the Signa Style device installation trunking.

End piece BRA ES 70110

Alu EL



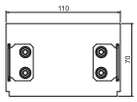

Type	Surface	Pack Piece	Weight kg/100 pc.	Item no.
BRA ES70110 EL	Anodised	1	9.300	**6133291**

End piece as a fitting for the Signa Style device installation trunking.

Partition BRA TW, steel

St FS



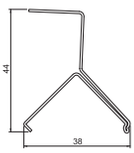

Type	Surface	Length mm	Pack m	Weight kg/100 m	Item no.
BRA TW Stahl	Strip galvanised	1000	30	88.600	**6133178**

Partition for the SIGNA Style device installation trunking. For dividing the trunking system into 2 equally sized chambers.

Device installation trunking, Signa Style, trunking width 130, trunking height 70

Alu EL



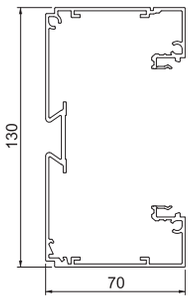

Type	Surface	Length mm	Pack m	Weight kg/100 m	Item no.
BRA 70130 EL	Anodised	2000	2	232.000	**6133261**

Signa Style device installation trunking for covered cable routing in internal areas.

Coupling pin

St FS



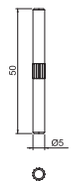

Type	Length mm	Width mm	Height mm	Pack Piece	Weight kg/100 pc.	Item no.
BRA KS	50	5	5	100	0.500	**6133621**

Coupling pins for direct connection of trunking bases. Suitable for the trunking systems Signa Style, Compact Data and Profila Data.

Accessory mounting box BRK GD, single

PA



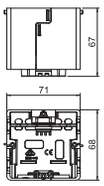

Type	Colour	Length mm	Width mm	Height mm	Pack Piece	Weight kg/100 pc.	Item no.
BRK GD gr	blue-grey	71	68	67	10	6.950	**6133577**

Single Signa accessory mounting box for the connection of power and data technology in the trunking systems Signa Base/Signa Style. Easy refitting to data socket.

Accessory mounting box BRK GD2CEE, double

PA



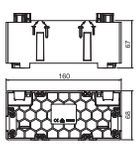

Type	Colour	Length mm	Width mm	Height mm	Pack Piece	Weight kg/100 pc.	Item no.
BRK GD 2CEE gr	blue-grey	160	68	67	4	14.800	**6133579**

Double SIGNA accessory mounting box for the connection of power and data technology in the trunking systems Signa Base/Signa Style.

Cover BRA OT 80

Alu EL



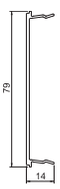

Type	Length mm	Width mm	Height mm	Pack m	Weight kg/100 m	Item no.
BRA OT 80 EL	2000	79	14	2	39.500	**6133267**

Cover for closing the Signa Style device installation trunking.

Alu EL

External corner BRA AE 70130

Type	Surface	Length mm	Pack Piece	Weight kg/100 pc.	Item no.
BRA AE70130 EL	Anodised	155	1	58.600	**6133272**

External corner as a fitting for changing the direction of the Signa Style device installation trunking.

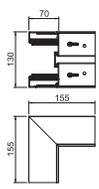



Alu EL

Cover BRA OT AE 80

Type	Surface	Length mm	Pack Piece	Weight kg/100 pc.	Item no.
BRA OT 80 AE EL	Anodised	200	1	15.500	**6133266**

Cover for closing the external corner of the Signa Style device installation trunking.

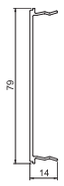



Alu EL

Flat angle BRA FW 70130, falling

Type	Surface	Length mm	Pack Piece	Weight kg/100 pc.	Item no.
BRA FWF70130 EL	Anodised	270	1	94.600	**6133287**

Flat angle, falling, as a fitting for changing the direction of the Signa Style device installation trunking.

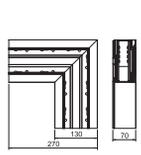



Alu EL

Flat angle BRA FW 70130, rising

Type	Surface	Length mm	Pack Piece	Weight kg/100 pc.	Item no.
BRA FWS70130 EL	Anodised	270	1	95.200	**6133282**

Flat angle, rising, as a fitting for changing the direction of the Signa Style device installation trunking.

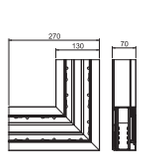



Alu EL

Cover BRA OT FW 80

Type	Surface	Length mm	Pack Piece	Weight kg/100 pc.	Item no.
BRA OT 80 FW EL	Anodised	280	1	18.900	**6133268**

Cover for closing the flat angle of the Signa Style device installation trunking.

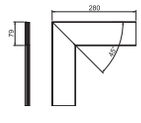



Internal corner BRA IE 70130

Alu EL



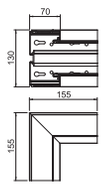

Type	Surface	Length mm	Pack Piece	Weight kg/100 pc.	Item no.
BRA IE70130 EL	Anodised	155	1	62.700	**6133277**

Internal corner as a fitting for changing the direction of the Signa Style device installation trunking.

End piece BRA ES 70130

Alu EL



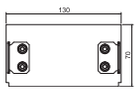

Type	Surface	Pack Piece	Weight kg/100 pc.	Item no.
BRA ES70130 EL	Anodised	1	10.000	**6133292**

End piece as a fitting for the Signa Style device installation trunking.

Partition BRA TW, steel

St FS



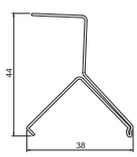

Type	Surface	Length mm	Pack m	Weight kg/100 m	Item no.
BRA TW Stahl	Strip galvanised	1000	30	88.600	**6133178**

Partition for the SIGNA Style device installation trunking. For dividing the trunking system into 2 equally sized chambers.

Device installation trunking, Signa Style, trunking width 170, trunking height 70

Alu EL



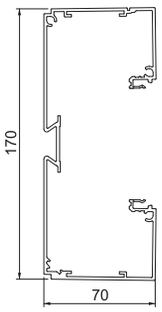

Type	Surface	Length mm	Pack m	Weight kg/100 m	Item no.
BRA 70170 EL	Anodised	2000	2	287.600	**6133262**

Signa Style device installation trunking for covered cable routing in internal areas.

Coupling pin

St FS



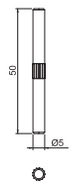

Type	Length mm	Width mm	Height mm	Pack Piece	Weight kg/100 pc.	Item no.
BRA KS	50	5	5	100	0.500	**6133621**

Coupling pins for direct connection of trunking bases. Suitable for the trunking systems Signa Style, Compact Data and Profila Data.

Accessory mounting box BRK GD, single

PA



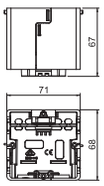

Type	Colour	Length mm	Width mm	Height mm	Pack Piece	Weight kg/100 pc.	Item no.
BRK GD gr	blue-grey	71	68	67	10	6.950	**6133577**

Single Signa accessory mounting box for the connection of power and data technology in the trunking systems Signa Base/Signa Style. Easy refitting to data socket.

Accessory mounting box BRK GD2CEE, double

PA



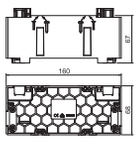

Type	Colour	Length mm	Width mm	Height mm	Pack Piece	Weight kg/100 pc.	Item no.
BRK GD 2CEE gr	blue-grey	160	68	67	4	14.800	**6133579**

Double SIGNA accessory mounting box for the connection of power and data technology in the trunking systems Signa Base/Signa Style.

Cover BRA OT 80

Alu EL



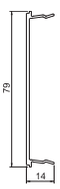

Type	Length mm	Width mm	Height mm	Pack m	Weight kg/100 m	Item no.
BRA OT 80 EL	2000	79	14	2	39.500	**6133267**

Cover for closing the Signa Style device installation trunking.

Alu EL

External corner BRA AE 70170

Type	Surface	Length mm	Pack Piece	Weight kg/100 pc.	Item no.
BRA AE70170 EL	Anodised	155	1	67.100	**6133273**

External corner as a fitting for changing the direction of the Signa Style device installation trunking.

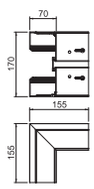



Alu EL

Cover BRA OT AE 80

Type	Surface	Length mm	Pack Piece	Weight kg/100 pc.	Item no.
BRA OT 80 AE EL	Anodised	200	1	15.500	**6133266**

Cover for closing the external corner of the Signa Style device installation trunking.

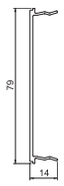



Alu EL

Internal corner BRA IE 70170

Type	Surface	Length mm	Pack Piece	Weight kg/100 pc.	Item no.
BRA IE70170 EL	Anodised	155	1	71.400	**6133278**

Internal corner as a fitting for changing the direction of the Signa Style device installation trunking.

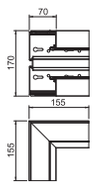



Alu EL

Flat angle BRA FW 70170, falling

Type	Surface	Length mm	Pack Piece	Weight kg/100 pc.	Item no.
BRA FWF70170 EL	Anodised	270	1	99.400	**6133288**

Flat angle, falling, as a fitting for changing the direction of the Signa Style device installation trunking.

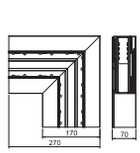



Alu EL

Flat angle BRA FW 70170, rising

Type	Surface	Length mm	Pack Piece	Weight kg/100 pc.	Item no.
BRA FWS70170 EL	Anodised	270	1	100.800	**6133283**

Flat angle, rising, as a fitting for changing the direction of the Signa Style device installation trunking.

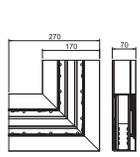



Cover BRA OT FW 80

Alu EL



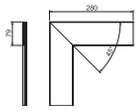

Type	Surface	Length mm	Pack Piece	Weight kg/100 pc.	Item no.
BRA OT 80 FW EL	Anodised	280	1	18.900	**6133268**

Cover for closing the flat angle of the Signa Style device installation trunking.

End piece BRA ES 70170

Alu EL



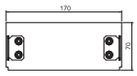

Type	Surface		Pack Piece	Weight kg/100 pc.	Item no.
BRA ES70170 EL	Anodised		1	11.500	**6133293**

End piece as a fitting for the Signa Style device installation trunking.

Partition BRA TW, steel

St FS



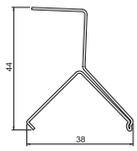

Type	Surface	Length mm		Pack m	Weight kg/100 m	Item no.
BRA TW Stahl	Strip galvanised	1000		30	88.600	**6133178**

Partition for the SIGNA Style device installation trunking. For dividing the trunking system into 2 equally sized chambers.

Earthing clamp

BRA ERD KL earthing clamp

St FS



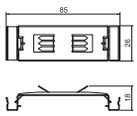

Type	Length mm	Width mm	Height mm	Pack Piece	Weight kg/100 pc.	Item no.
BRA ERD KL	85	26	18	10	1.200	**6133407**

Earthing clamp for the electrical connection between base and cover.

BRA ERD KUP earthing coupling

St FS



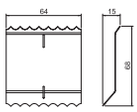

Type	Length mm	Width mm	Height mm	Pack Piece	Weight kg/100 pc.	Item no.
BRA ERD KUP	64	68	15	10	0.180	**6133408**

Earthing coupling for the electrical connection between base and base.

Earthing bridge

BRA EB earthing bridge

St FS



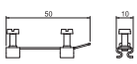

Type	Length mm	Width mm	Height mm	Pack Piece	Weight kg/100 pc.	Item no.
BRA EB	50	10	10	10	1.500	**6133616**

Earthing bridge for the electrical connection between base and base.

Earthing clamp

BRA ERD VB TW earthing clip

St FS



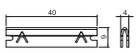

Type	Length mm	Width mm	Height mm	Pack Piece	Weight kg/100 pc.	Item no.
BRA ERD VB TW	40	4	6	20	0.186	**6133562**

Earthing clip for the electrical connection between partition and partition.

BRA ERD KL TW earthing terminal

St FS



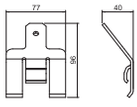

Type	Length mm	Width mm	Height mm	Pack Piece	Weight kg/100 pc.	Item no.
BRA ERD KL TW	77	96	40	100	0.180	**6133615**

Earthing terminal for the electrical connection between partition and partition, when a jump has to be bridged.

BRA ERDL FL earthing wire

Type	Length mm		Pack Piece	Weight kg/100 pc.	Item no.
BRA ERDL FL	250		10	1.400	**6133564**

Earthing wire 250 mm with flat connector and plug-in distributor.









Accessories, device installation trunking, Signa Base and Signa Style

Accessories, device installation trunking, Signa Base and Signa Style 334

Wall end piece

Wall end piece BRK WA 70

PC / ABS



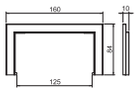

Type	Colour	Length mm	Width mm	Height mm		Pack Piece	Weight kg/100 pc.	Item no.
BRK WA70110 rws	Pure white	10	140	84		1	1.820	**6133641**
BRK WA70130 rws	Pure white	10	160	84		1	1.980	**6132801**
BRK WA70170 rws	Pure white	10	200	84		1	2.240	**6132802**

Wall end piece for the tidy completion of a penetration through a wall.

Wall panel adapter

Wall panel adapter KSS70110

St FS



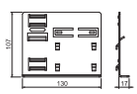

Type	Length mm	Width mm	Height mm		Pack Piece	Weight kg/100 pc.	Item no.
KSS70110	130	107	17		1	22.600	**6133669**

Wall panel adapter to mount the Signa Base (BRK 70110) and Signa Style (BRA 70110) device installation trunking to fastening panels.

Wall panel adapter KSS70130

St FS



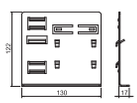

Type	Length mm	Width mm	Height mm		Pack Piece	Weight kg/100 pc.	Item no.
KSS70130	130	122	17		1	25.900	**6133670**

Wall panel adapter to mount the Signa Base (BRK 70130) and Signa Style (BRA 70130) device installation trunking to fastening panels.

Wall panel adapter KSS70170

St FS



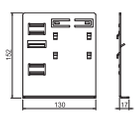

Type	Length mm	Width mm	Height mm		Pack Piece	Weight kg/100 pc.	Item no.
KSS70170	130	152	17		1	32.000	**6133671**

Wall panel adapter to mount the Signa Base (BRK 70170) and Signa Style (BRA 70170) device installation trunking to fastening panels.

SIGNA installation unit

Automated fitted unit BRK AEE3-1

PP



Type	Colour	Length mm	Width mm	Height mm		Pack Piece	Weight kg/100 pc.	Item no.
BRK AEE3-1	Light grey	406	58	68		1	32.200	**6133602**

Automated fitted unit with 3 part units for the installation of miniature circuit breakers.

PC

Transparent cover BRK D AEE

Type	Colour	Length mm	Width mm	Height mm	Pack Piece	Weight kg/100 pc.	Item no.
BK D AEE rws	Pure white	245	83	34	1	12.900	**6133597**

Transport cover for automated fitted unit.



Device installation trunking accessories

St FS

CE

Fastening panels

Type	Version	Pack Piece	Weight kg/100 pc.	Item no.
BKN50 80	53–83 mm	1	50.000	**6288001**
BKN75 125	78–127 mm	1	57.000	**6288003**
BKN120 205	120–205 mm	1	68.000	**6288005**
BKN200 350	198–351 mm	1	89.000	**6288007**

Fastening panel for mounting device installation trunking on skirting board constructions and as a support for the convection grid. The fastening panel can be used for all Rapid 80 device installation trunking systems of type GK, GS and GA. When mounting plastic GK device installation trunking, the matching wall panel adapter is also required. The connection profile is required for mounting double trunking of type GS-D70170 and GS-D90170, as well as for GS trunking with a nominal width of 210 mm.

The mesh slats are simply attached to the slat holder.

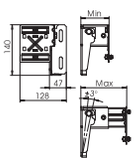



St FS

CE

Connection profile for trunking width 170 mm

Type	Height mm	Pack Piece	Weight kg/100 pc.	Item no.
KSP170	152	1	23.500	**6279810**

Connection profile for mounting and stabilising Rapid 80 device installation trunking, type GS and GA, of nominal width 170 mm.

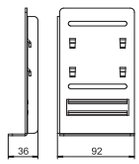



St FS

CE

Connection profile for trunking width 210 mm

Type	Height mm	Pack Piece	Weight kg/100 pc.	Item no.
KSP210	192	1	31.900	**6279812**

Connection profile for mounting and stabilising Rapid 80 device installation trunking, type GS and GA, of nominal width 210 mm.

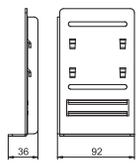



Profile connector, horizontal

PP



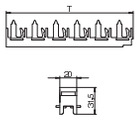

Type	Length mm	Number of profiles	Pack Piece	Weight kg/100 pc.	Item no.
PV N3 50H	50	2	1	0.730	**6288100**
PV N3 75H	75	3	1	1.054	**6288102**
PV N3 100H	100	4	1	1.425	**6288104**
PV N3 125H	125	5	1	1.739	**6288106**
PV N3 150H	150	6	1	2.071	**6288108**
PV N3 175H	175	7	1	2.470	**6288110**
PV N3 200H	200	8	1	2.785	**6288112**
PV N3 225H	225	9	1	3.109	**6288114**
PV N3 250H	250	10	1	3.382	**6288116**
PV N3 275H	275	11	1	3.776	**6288118**
PV N3 300H	300	12	1	4.150	**6288120**

Horizontal profile connector with guide slits to lock convection grid profiles. The profile connector is mounted on the fastening panel using the clamp, type SP3.

The mesh slats are simply attached to the slat holder.

Clamp

St FS

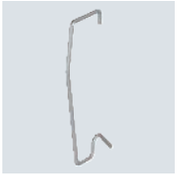

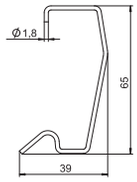

Type	Pack Piece	Weight kg/100 pc.	Item no.
SP3	10	0.260	**6279800**

Clamp to lock supports between the convection grid and the fixing panel.

Suitable for fixing panels for windowsill thickness 23.5 mm

Mounting and connection profile for convection grids, trunking height 70 mm

St FS



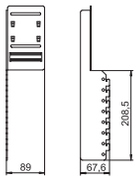

Type	For trunking dimension	Pack Piece	Weight kg/100 pc.	Item no.
MVKG70130	70 x 130	1	38.000	**6279820**
MVKG70170	70 x 170	1	49.000	**6279822**
MVKG70210	70 x 210	1	50.000	**6279824**

Mounting and connection profile for panel mounting of device installation trunking in conjunction with vertical convection grids. The installation and connection profile is locked onto the fixing panel and accepts the profile connector, type PVV/N2... vertically. Please observe the trunking dimensions.

The mesh slats are simply attached to the slat holder.

Mounting and connection profile for convection grids, trunking height 90 mm

St FS



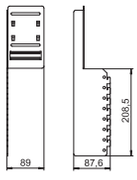

Type	For trunking dimension	Pack Piece	Weight kg/100 pc.	Item no.
MVKG90130	90 x 130	1	44.000	**6279826**
MVKG90170	90 x 170	1	50.000	**6279828**
MVKG90210	90 x 210	1	63.100	**6279830**

Mounting and connection profile for panel mounting of device installation trunking in conjunction with vertical convection grids. The installation and connection profile is locked onto the fixing panel and accepts the profile connector, type PVV/N2... vertically. Please observe the trunking dimensions.

The mesh slats are simply attached to the slat holder.

PP

CE

Profile connector, vertical

Type	Length mm	Number of profiles	Pack Piece	Weight kg/100 pc.	Item no.
PVV N2 150	150	6	1	9.000	6288034
PVV N2 475	475	19	1	28.500	6288044
PVV N2 500	500	20	1	29.600	6288084
PVV N2 600	600	24	1	36.000	6288050
PVV N2 625	625	25	1	37.500	6288052
PVV N2 700	700	28	1	43.000	6288058
PVV N2 800	800	32	1	51.200	6288090
PVV N2 875	875	35	1	52.500	6288066

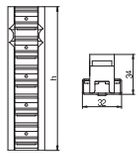



Vertical profile connector with guide slits to lock convection grid profiles for the creation of a compact grid unit. The vertical convection grids can run some way down the front side of the trunking, although a gap should be left near the floor for cleaning, or should be run to the floor and fastened with the BVL floor panel. This version represents a variant of the convector panelling. Alternatively to the convection grid profiles, heating convector panelling can also be created with closed sheet steel panelling.

The mesh slats are simply attached to the slat holder.

St

CE

Floor bracket

Type	Pack Piece	Weight kg/100 pc.	Item no.
BVL	1	6.000	6288180

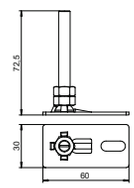



The BVL floor holder is used to fasten vertical profile connectors of type PVV/N2... on the floor.

Alu EL

CE

Convection grid profile

Type	Colour	Surface	Length mm	Pack m	Weight kg/100 m	Item no.
KG2RW	Pure white	–	2000	2	23.100	6287700
KG2CW	Cream	–	2000	2	23.100	6287701
KG2LGR	Light grey	–	2000	2	23.100	6287702
KG2RW	Pure white	–	3000	3	23.100	6287710
KG2CW	Cream	–	3000	3	23.100	6287711
KG2LGR	Light grey	–	3000	3	23.100	6287712
KG2EL	–	Anodised	3000	3	21.900	6287723
KG2EL	–	Anodised	2000	2	21.900	6287733

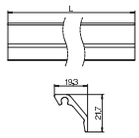



Sloping convection grid, for optically attractive closing of spaces between the device installation trunking and the wall. The convection grid profiles are suitable for horizontal and vertical mounting.

St

CE

Coupling pin 8VS4

Type	Pack Piece	Weight kg/100 pc.	Item no.
8VS4	100	0.740	6287810

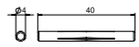



Coupling pin to connect convection grid profiles.



Signa Base and Signa Style devices



Devices for Signa Base and Signa Style device installation trunking 340

SIGNA accessory mounting box

Accessory mounting box BRK GD, single

PA



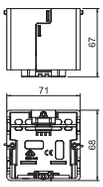

Type	Colour	Length mm	Width mm	Height mm	Pack Piece	Weight kg/100 pc.	Item no.
BRK GD gr	blue-grey	71	68	67	10	6.950	**6133577**

Single Signa accessory mounting box for the connection of power and data technology in the trunking systems Signa Base/Signa Style. Easy refitting to data socket.

Accessory mounting box BRK GD2CEE, double

PA



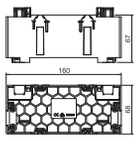

Type	Colour	Length mm	Width mm	Height mm	Pack Piece	Weight kg/100 pc.	Item no.
BRK GD 2CEE gr	blue-grey	160	68	67	4	14.800	**6133579**

Double SIGNA accessory mounting box for the connection of power and data technology in the trunking systems Signa Base/Signa Style.

Trunking socket, single

Trunking socket BRK, single



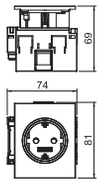

Type	Colour	Length mm	Width mm	Height mm	Pack Piece	Weight kg/100 pc.	Item no.
BRK 1STD rws	Pure white	71	74	82	1	10.100	**6121004**
BRK 1STD cws	Cream	71	74	82	1	10.100	**6121002**

Single Signa In trunking socket with increased touch protection, incl. panel (a maximum of 4 trunking sockets can be connected through plug combinations) 16 A/250 V~.

Trunking socket, double

Trunking socket BRK, double



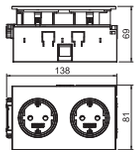

Type	Colour	Length mm	Width mm	Height mm	Pack Piece	Weight kg/100 pc.	Item no.
BRK 2STD rws	Pure white	71	140	82	1	20.200	**6121014**
BRK 2STD cws	Cream	71	140	82	1	20.200	**6121012**
BRK 2STD agr	Anthracite grey	71	140	82	1	20.200	**6121016**

Double Signa In trunking socket with increased touch protection, incl. panel (a maximum of 3 Signa In units can be connected through plug combinations) 16 A/250 V~.

Trunking socket BRK, double



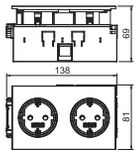

Type	Colour	Length mm	Width mm	Height mm	Pack Piece	Weight kg/100 pc.	Item no.
BRK 2STD rwsrt	Pure white	71	140	82	1	20.200	**6121020**
BRK 2STD cwsrt	Cream	71	140	82	1	20.200	**6121018**

Double Signa In trunking socket with increased touch protection, incl. panel (a maximum of 3 Signa In units can be connected through plug combinations), 16 A/250 V~.

Trunking socket, triple

Trunking socket BRK, triple

Type	Colour	Length mm	Width mm	Height mm	Pack Piece	Weight kg/100 pc.	Item no.
BRK 3STD rws	Pure white	71	206	82	1	30.300	**6121032**
BRK 3STD cws	Cream	71	206	82	1	30.300	**6121026**

Triple Signa In trunking socket with increased touch protection, incl. panel (a maximum of 3 Signa In units can be connected through plug combinations) 16 A/250 V~.

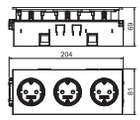



Trunking socket BRK, triple

Type	Colour	Length mm	Width mm	Height mm	Pack Piece	Weight kg/100 pc.	Item no.
BRK 3STD rwsrt	Pure white	71	206	82	1	30.300	**6121036**
BRK 3STD cwsrt	Cream	71	206	82	1	30.300	**6121034**

Triple Signa In trunking socket with increased touch protection, incl. panel with red labelling rings (a maximum of 3 SIGNA IN units can be connected through plug combinations), 16 A/250 V~.

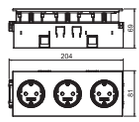



Labelling rings

PC / ABS

Colour ring BRK-FR/SAI-FR

Type	Colour	Length mm	Width mm	Height mm	Pack Piece	Weight kg/100 pc.	Item no.
BRK FR trans	–	15	50	50	10	0.200	**6121051**
BRK FR rot	Flame red	15	50	50	10	0.200	**6121052**
BRK FR gn	Yellow-green	15	50	50	10	0.200	**6121053**
SAI FR or	Pure orange	15	50	50	10	0.200	**6121054**

Signa In colour rings available in the colours red, green and orange to label special circuits. To exchange the translucent marking rings of the Signa In trunking sockets.

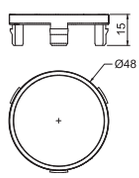



Labelling panel

PC / ABS

Labelling panel BRK BSF

Type	Colour	Length mm	Width mm	Height mm	Pack Piece	Weight kg/100 pc.	Item no.
BRK BSF rws	Pure white	8	80	33	10	0.500	**6121064**
BRK BSF cws	Cream	8	80	33	10	0.500	**6121062**
BRK BSF agr	Anthracite grey	8	80	33	10	0.500	**6121066**

Signa In labelling panel, vertical, is engaged in the side of the screen frame of the Signa In trunking sockets.



Flange

PC / ABS

CEE flange BRK CEE FL

Type	Colour	Length mm	Width mm	Height mm	Pack Piece	Weight kg/100 pc.	Item no.
BRK CEE FL rws	Pure white	25	120	95	1	5.300	**6121124**
BRK CEE FL cws	Cream	25	120	95	1	5.720	**6121122**

CEE flange for CEE devices with 70 mm perforation, suitable for Signa Base dado trunking.

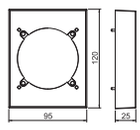



Flange

Device panels BRK BL CEE

PC / ABS



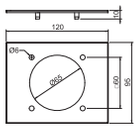

Type	Colour	Length mm	Width mm	Height mm	Pack Piece	Weight kg/100 pc.	Item no.
BRK BL CEE rws	Pure white	120	95	10	1	5.200	**6133591**
BRK BL CEE cws	Cream	120	95	10	1	5.200	**6133589**

Device cover for covering CEE sockets for the Signa Base trunking system.

Support ring installation

Data socket BRK GD UAE

Alu FS



Type	Colour	Length mm	Width mm	Height mm	Pack Piece	Weight kg/100 pc.	Item no.
BRK GD UAE	–	60	70	40	1	14.500	**6121072**

UAE Cat. 6 A ISO 8/8 connection socket with breakable support ring for bar version. 2 connections. Fulfils the highest product requirements for transmission according to ISO/IEC 11 801:2011-06 for 500 MHz bandwidth (10 Gbit/s). Central plate not contained in the scope of delivery, must be ordered separately.

Data panel DB

PC / ABS



Type	Colour	Length mm	Width mm	Height mm	Pack Piece	Weight kg/100 pc.	Item no.
DB 2 rws	Pure white	11	80	82	1	0.600	**6121075**

Signa In data panel 80 x 80 mm for Cat. 6 data devices with two outlets, visually matches the Signa In trunking sockets. Two-part cover/panel, consisting of panel/frame and central plate.

Locking installation

Keystone support BRK-Key A45

PC / ABS



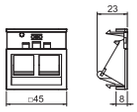

Type	Colour	Length mm	Width mm	Height mm	Pack Piece	Weight kg/100 pc.	Item no.
BRK Key A45 rws	Pure white	20	45	45	1	1.000	**6121084**
BRK Key A45 cws	Cream	20	45	45	1	1.000	**6121082**
BRK Key A45 agr	Anthracite grey	20	45	45	1	1.000	**6121086**

Support plate (incl. labelling panel and sloping outlet) for Keystone modules. Width of the opening: 14.9 mm; height of the opening: 19.4 mm.

Keystone support BRK-Key B45

PC / ABS



Type	Colour	Length mm	Width mm	Height mm	Pack Piece	Weight kg/100 pc.	Item no.
BRK Key B45 rws	Pure white	20	45	45	1	1.000	**6121090**
BRK Key B45 agr	Anthracite grey	20	45	45	1	1.000	**6121092**

Support plate (incl. labelling panel and sloping outlet) for Keystone modules. Width of the opening: 14.9 mm; height of the opening: 20.2 mm.

PC / ABS

Single frame BRK

Type	Colour	Length mm	Width mm	Height mm		Pack Piece	Weight kg/100 pc.	Item no.
BRK CF1 M45 rws	Pure white	28	66	80		1	3.000	**6121104**
BRK CF1 M45 cws	Cream	28	66	80		1	1.750	**6121102**
BRK CF1 M45 agr	Anthracite grey	28	66	80		1	3.000	**6121106**

Frame for Modul 45 locking connection (to accept the support plate for Keystone modules).

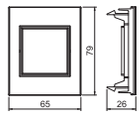



PC / ABS

Double frame BRK

Type	Colour	Length mm	Width mm	Height mm		Pack Piece	Weight kg/100 pc.	Item no.
BRK CF2 M45 rws	Pure white	28	110	80		1	2.730	**6121108**

Frame for Modul 45 locking connection (to accept the support plate for Keystone modules).

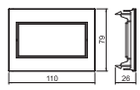



PC / ABS

Triple frame BRK

Type	Colour	Length mm	Width mm	Height mm		Pack Piece	Weight kg/100 pc.	Item no.
BRK CF3 M45 rws	Pure white	28	200	80		1	4.500	**6121110**

Frame for Modul 45 locking connection (to accept the support plate for Keystone modules).

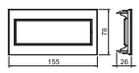





Directories

	Directories	346
	Test marks	348
	Pictogram explanation	348
	Alphabetical table of contents	352
	Numeric directory	358
	Type listing	362
	For the latest general conditions of sale and delivery please see obo.de/vlb.	

Test marks

	American Bureau of Shipping, USA
	AENOR, Producto Certificado, Spain
	STOWARZYSZENIE ELEKTRYKÓW POLSKICH, Poland
	Lightning current-tested
	Lightning current-tested, Class H (100 kA)
	CEBEC, Belgium
	Canadian Standards Association, Canada
	DEMKO, Danmarks Elektriske Materielkontrol, Denmark
	Deutsches Institut für Bautechnik Berlin, Germany
	Det Norske Veritas
	ENEC Austria
	ATEX certificate for explosive areas
	ELEKTROTECHNICKÝ ZKUŠEBNÌ ÚSTAV, Czech Republic
	FIMKO, Finland
	Forschungs- und Materialprüfungsanstalt, Germany
	Russia, GOST The State Committee for Standards
	Test marks for technical resources, VDE Prüf- und Zertifizierungsinstitut Offenbach, Germany
	Halogen-free; without chlorine, fluorine and bromine
	INMETRO, Brazil
	KEMA-KEUR, Netherlands
	Indication of metric products
	MAGYAR ELEKTROTECHNIKAI ELLENŐRZŐ INTÉZET Budapest, Hungary
	NEMKO, Norway
	AFNOR Quality symbol of the French standardisation institute

	Underwriters Laboratories Inc., USA + CSA, Canada
	Österreichischer Verband für Elektrotechnik, Austria
	INSTITUTO ITALIANO DEL MARCHO DI QUALITÁ, Italy
	RINA 1861, Ship Classification, Certification and Services
	Underwriters Laboratories Inc., USA
	SEMKO An Inchcape Testing Services Company, Sweden
	Eidgenössisches Starkstrominspektorat, Switzerland
	South African Bureau of Standards
	Shock-tested, Bundesamt für Zivilschutz, Germany
	Sähkötarkastuskeskus Elinspektionscentralen Electrical Inspectorate, Finland
	Underwriters Laboratories Inc., USA
	Underwriters Laboratories Inc., USA
	Verband der Elektrotechnik, Elektronik, Informationstechnik e.V., Germany
	German Association of Electricians, tested safety
	5-year warranty

Pictogram explanation

Surfaces

FS	Strip galvanised
FSK	Strip galvanised/plastic-coated
DD	Strip galvanised zinc/aluminium, double dip
BK	Bright
2B	Bright, reworked
EL	Anodised
F	Hot-dip galvanised
G	Electrogalvanised
GK	Electrogalvanised/plastic-coated
GCL	Electrogalvanised, yellow-chromatised
GGP	Electrogalvanised, yellow passivated
GTP	Electrogalvanised, transparently passivated
GR	Primed
L	Painted
SG	Welding primed
FT	Hot-dip galvanised
FT SO	Hot-dip galvanised 85 µm
Cu	Copper-plated
N	Nickel-plated
ZD	Galvanised, Deltatone 500
ZDM	Galvanised, MAGNI 565
GA	Zinc-aluminium coated, Galfan
ZL	Zinc scale

Conformity symbol

CE	Communautés Européennes, EC declaration of conformity according to EC directives
RoHS conform	RoHS-conformant

Quality marks

	Halogen-free; without chlorine, fluorine and bromine
650°	Flame resistant 650 °C
750°	Flame resistant 750 °C
960°	Flame resistant 960 °C
UV RESISTANT	UV-resistant

Specific product symbols

Ø 60	Diameter 60 mm
Ø 68	Diameter 68 mm
Type 3	Protection device to DIN EN 61643-11 or IEC 61643-11
LPZ 2→3	Transition from LPZ 2 to LPZ 3
AS	Acoustic signalling

Applications

FS	Remote signalling
AS	Acoustic signalling
ISDN	Integrated Service Digital Network, ISDN applications
DSL	Digital Subscriber Line, DSL applications
Analog TK	Analogue telecommunication
Cat 5	Category 5 TwisterPair
Cat 6_A	Channel Performance to American EIA/TIA standard
MSR	Measuring, controlling and regulating systems
TV	TV applications
SAT	SAT-TV applications
Mu	MultiBase base
	LifeControl
EX	Intrinsically safe protection device for potentially explosive areas
Class E_A	Channel Performance to ISO/IEC 11801
PoE	Power over Ethernet
230/ 400 V System	230/400 V system
IP 54	Protection rating IP 54
IP 65	Protection rating IP 65

Lightning protection classes

Type 1	Protection device to DIN EN 61643-11 or IEC 61643-11
Type 1+2	Combination protection device made of type 1 and type 2
Type 2	Protection device to DIN EN 61643-11 or IEC 61643-11

Lightning protection classes

Type 2+3	Protection device to DIN EN 61643-11 or IEC 61643-11
Type 3	Protection device to DIN EN 61643-11 or IEC 61643-11

Lightning protection zone

LPZ 0→1	Transition from LPZ 0 to LPZ 1
LPZ 0→2	Transition from LPZ 0 to LPZ 2
LPZ 0→3	Transition from LPZ 0 to LPZ 3
LPZ 1→2	Transition from LPZ 1 to LPZ 2
LPZ 1→3	Transition from LPZ 1 to LPZ 3
LPZ 2→3	Transition from LPZ 2 to LPZ 3

BSS maintenance of electrical function installation

	Fire-tested systems
	Escape route ceiling mounting with pressure clip
	OBO Grip, wall routing type
	OBO Grip, ceiling routing type
	Pressure clip for maintenance of electrical function, ceiling mounting

BSS anchor

	Fire protection anchor
	Fire protection bolt tie

BSS test marks/material class

E30	Maintenance of electrical function class E30
E90	Maintenance of electrical function class E90

Clamp clip base shapes

N	Clamp clip for C profile rail, slot width 11–12 mm
H	Clamp clip for C profile rail, slot width 16–17 mm
U	Clamp clip for C profile rail, slot width 18–22 mm

Diameter

Ø 60	Diameter 60 mm
Ø 68	Diameter 68 mm
Ø 70	Diameter 70 mm
Ø 74	Diameter 74 mm

Entries

4	4 cable entries
6	6 cable entries
7	7 cable entries
8	8 cable entries
9	9 cable entries
10	10 cable entries
12	12 cable entries
10	10 cable entries ECO
12	12 cable entries ECO
14	14 cable entries ECO
16	16 cable entries
18	18 cable entries ECO
24	24 cable entries

Gland thread

M	Thread metric
Pg	Thread Pg

Entry size

M20	M20 entry
M25	M25 entry
M32	M32 entry
M40	M40 entry

KTS side heights

	Cable tray, side height 35 mm
	Cable tray, side height 60 mm
	Cable tray, side height 85 mm
	Mesh cable tray, side height 35 mm
	Mesh cable tray, side height 55 mm

Materials

	Flat steel
	Angular steel
	U steel
	Round material

Always indicate the item number when ordering.

Pictogram explanation

Nominal cross-section

1,5 mm²	Nominal cross-section 1.5 mm²
1,5–2,5 mm²	Nominal cross-section 1.5–2.5 mm²
2,5 mm²	Nominal cross-section 2.5 mm²
2,5–4 mm²	Nominal cross-section 2.5–4 mm²
4 mm²	Nominal cross-section 4 mm²
4-6 mm²	Nominal cross-section 4–6 mm²
6 mm²	Nominal cross-section 6 mm²
10 mm²	Nominal cross-section 10 mm²
16 mm²	Nominal cross-section 16 mm²

Nominal voltage

400 V	Nominal voltage 400 V
500 V	Nominal voltage 500 V
660 V	Nominal voltage 660 V

Polarity

3	3-pole
5	5-pole
7	7-pole
8	8-pole
10	10-pole
12	12-pole

Slot widths

7,5	Slot width 7.5 mm
11	Slot width 11 mm
11-12	Slot width 11–12 mm
12	Slot width 12 mm
15	Slot width 15 mm
16	Slot width 16 mm
16,5	Slot width 16.5 mm
16-17	Slot width 16–17 mm
17	Slot width 17 mm
18	Slot width 18 mm
22	Slot width 22 mm
35	Slot width 35 mm

Screw heads

	Philips screw
	Torx screw
	Phillips screw
	Pozidriv

Firing devices

	Bolt-firing tool
	Nail device

Protection rating

IP 20	Protection rating IP 20
IP 30	Protection rating IP 30
IP 31	Protection rating IP 31
IP 44	Protection rating IP 44
IP 54	Protection rating IP 54
IP 55	Protection rating IP 55
IP 65	Protection rating IP 65
IP 66	Protection rating IP 66
IP 67	Protection rating IP 67
IP 68	Protection rating IP 68

Metals

Alu	Aluminium
Alu/St	Aluminium/steel
A2	Stainless steel, rustproof
A4	Stainless steel, rustproof
A5	Stainless steel, rustproof
Cu	Copper
CuZn 37	Brass
St	Steel
TG	Malleable iron
Zn	Die-cast zinc

Plastics

ABS/ASA	Acrylonitrile butadiene styrene
UF	Duroplast, Aminoplast, type 131.5
MF	Duroplast, melamine resin, type 150
EVA	Ethylene vinyl acetate

Plastics

FA	Fibre-proof material DIN 28091
GFK	Fibreglass-reinforced plastic
NBR SBR	Rubber mixture
NBR	Nitrile rubber
PETR	Petrolatum
PA	Polyamide
PA/ GF	Polyamide, fibreglass reinforced
PBPT	Polybutylene terephthalate
PC	Polycarbonate
PE	Polyethylene
PP	Polypropylene
PP/GF	Polypropylene, fibreglass reinforced
PS	Polystyrene
PVC	Polyvinylchloride
ZELL PE	Cellular polyethylene

Always indicate the item number when ordering.

Alphabetical table of contents

0

0° socket, Connect 80, protective contact, double; 284
0° socket, Connect 80, protective contact, single; 284
0° socket, Connect 80, protective contact, triple; 284
0° socket, protective contact, double; 288
0° socket, protective contact, encoded version, double; 289
0° socket, protective contact, encoded version, single; 289
0° socket, protective contact, encoded version, triple; 289
0° socket, protective contact, single; 288
0° socket, protective contact, triple; 288

3

33° socket, protective contact, single; 289
33° socket, protective contact, triple; 290

A

Accessory mounting box, double; 80, 84, 88, 94, 98, 106, 115, 123, 131, 139, 147, 155, 163, 170, 182, 187, 192, 197, 202, 274
Accessory mounting box, double, for Modul 45®; 274
Accessory mounting box, single; 80, 84, 88, 94, 98, 106, 115, 123, 131, 139, 147, 155, 163, 170, 182, 187, 192, 197, 202, 274
Accessory mounting box, single, for Modul 45®; 274
Accessory mounting box, triple, for Modul 45®; 275
Adapter plate for bracket mounting; 263
Adapter stabiliser for ISST70140; 226, 228
Adapter stabiliser for ISST70140B; 228
Aluminium wall cover, closed, 70110; 216
Aluminium wall cover, closed, 70130; 216
Aluminium wall cover, closed, 70170; 216
Aluminium wall cover, closed, 70210; 217
Aluminium wall cover, closed, 90110; 216
Aluminium wall cover, closed, 90130; 216
Aluminium wall cover, closed, 90170; 217
Aluminium wall cover, closed, 90210; 217
Aluminium wall cover, open, 70110; 214
Aluminium wall cover, open, 70130; 214
Aluminium wall cover, open, 70170; 215
Aluminium wall cover, open, 70210; 215
Aluminium wall cover, open, 90110; 214
Aluminium wall cover, open, 90130; 215
Aluminium wall cover, open, 90170; 215
Aluminium wall cover, open, 90210; 215
AR45 installation unit, for 3 PUs; 278
AR45 socket unit, double; 280-281
AR45 socket unit, double, with labelling panel for; 281 horizontal device installation
AR45 socket unit, single; 280-281
AR45 socket unit, single, with labelling panel for; 281 horizontal device installation
AR45 socket unit, triple; 280-281
AR45 socket unit, triple, with labelling panel for; 281 horizontal device installation

B

BK KS coupling pin; 318, 322, 326
BKA EB earthing bridge; 330
BRA 70 device installation trunking, trunking width 110; 318
BRA 70 device installation trunking, trunking width 130; 322
BRA 70 device installation trunking, trunking width 170; 326
BRA AE 70110 external corner; 319
BRA AE 70130 external corner; 323
BRA AE 70170 external corner; 327
BRA ES 70110 end piece; 320
BRA ES 70130 end piece; 324
BRA ES 70170 end piece; 328
BRA FW 70110 A flat angle; 319
BRA FW 70110 I flat angle; 319
BRA FW 70130 A flat angle; 323
BRA FW 70130 I flat angle; 323
BRA FW 70170 A flat angle; 327
BRA FW 70170 I flat angle; 327
BRA IE 70110 internal corner; 320
BRA IE 70130 internal corner; 324
BRA IE 70170 internal corner; 327
BRA OT 80 cover; 318, 322, 326
BRA OT AE 80 cover; 319, 323, 327
BRA OT FW 80 EL covers; 319, 323, 328
BRK 1STD socket; 340
BRK 2STD socket; 340
BRK 3STD socket; 341
BRK 70 device installation trunking, trunking width 110; 308
BRK 70 device installation trunking, trunking width 130; 310
BRK 700802 cover; 308, 310, 312
BRK AE 70110 external corner; 309
BRK AE 70130 external corner; 311
BRK AE 70170 external corner; 313
BRK BL CEE device panels; 342
BRK BSF labelling panel; 341
BRK CEE flange; 341
BRK double frame; 343
BRK ES 70110 end piece; 309
BRK ES 70130 end piece; 311
BRK FR colour ring; 341
BRK FW 70110 flat angle; 309
BRK FW 70130 flat angle; 311
BRK GD device installation socket, single; 308, 310, 312, 318, 322, 326, 340
BRK GD UAE connection socket; 342
BRK GD2CEE device installation socket, double; 308, 310, 312, 318, 322, 326, 340
BRK IE 70110 internal corner; 309
BRK IE 70130 internal corner; 311
BRK Key A45 Keystone support; 342
BRK Key B45 Keystone support; 342
BRK KUP trunking coupling; 308, 310, 312, 314
BRK single frame; 343
BRK SSA 70110 joint cover; 314
BRK SSA 70130 joint cover; 314
BRK SSA 70170 joint cover; 314
BRK triple frame; 343
BRK TW partition; 315
BRK WA 70 wall end piece; 334
Brush outlet; 270

C

CEE accessory mounting box, 16 A/32 A; 276
CEE socket unit, single, 16 A; 282
CEE socket unit, single, 32 A; 282
Ceiling fastening for service poles; 264
Ceiling panel for ISS 70110; 233
Ceiling panel for ISS110100R; 243, 247
Ceiling panel for ISS140110; 237
Ceiling panel for ISSDM45F; 249, 253
Ceiling panel for ISSDM45R; 251
Ceiling panel for ISSRM45; 238, 241, 245
Ceiling panel for ISSRM45F; 241, 245
Ceiling panel for ISST70140; 227, 229

Ceiling panel for ISST70140B; 229
Ceiling panel for pole profile; 235
Ceiling panel for telescope; 234
Ceiling rosette for ISSOG70140; 231
Clamp; 83, 87, 91, 97, 101, 111, 120, 129, 136, 145, 153, 161, 169, 185, 191, 195, 201, 205, 209, 225, 270, 330, 336
Clamp fastening; 225
Clamping device; 270
Collision guard for industrial pole; 264
Compressed air tap for industrial pole; 264
Connection profile for trunking width 170 mm; 208, 335
Connection profile for trunking width 210 mm; 209, 335
Convection grid profile; 210, 337
Coupling; 80, 84, 88, 94, 98, 105, 114, 122, 130, 138, 146, 154, 162, 170, 182, 186, 192, 196, 202, 211, 308, 310, 312, 314, 318, 322, 326, 337
Coupling pins; 211, 337
Coupling, trunking height 70 mm; 105, 114, 122, 130, 138, 146, 154, 162, 182, 186, 192, 196
Coupling, trunking height 90 mm; 105, 114, 122, 130, 138, 146, 154, 162, 186, 196, 202
Cover; 38-40, 42-44, 46-48, 56-58, 60-62, 64-66, 68-71, 81-82, 85-86, 89-90, 95-96, 99-100, 106-110, 115-119, 123-125, 127, 131-135, 139-141, 143, 147-151, 155-159, 163-167, 169, 171-173, 183-184, 187-189, 193-194, 197-199, 203-204, 212-217, 224-225, 263, 270, 285-286, 308, 310, 312, 314, 318-319, 322-323, 326-328, 335
Cover adapter; 71
Cover for device installation trunking Rapid 80; 183, 187, 193, 197, 203, 263
Cover frame AR45, double; 285-286
Cover frame AR45, double, with labelling panel for; 285 horizontal device installation
Cover frame AR45, double, with labelling panel for; 286 vertical device installation
Cover frame AR45, single; 285
Cover frame AR45, single, with labelling panel for; 285 horizontal device installation
Cover frame AR45, single, with labelling panel for; 285 vertical device installation
Cover frame AR45, triple; 286
Cover frame AR45, triple, with labelling panel for; 286 horizontal device installation
Cover frame AR45, triple, with labelling panel for; 286 vertical device installation
Cover frame AR50, single; 286
Cover Rapid 80, opal, smooth; 212
Cover screen; 225
Cut-out switch installation unit BRK AEE3-1; 334

D

Data technology support, 1 module, slanting outlet,; 294 type A
Data technology support, 1 module, slanting outlet,; 295 type B
Data technology support, 1 module, slanting outlet,; 293, 296 type C
Data technology support, 1 module, slanting outlet,; 296 Type C, without dust protection slider
Data technology support, 1 module, slanting outlet,; 297 type EP
Data technology support, 1 module, slanting outlet,; 298 type F
Data technology support, 1 module, slanting outlet,; 298 type PA
Data technology support, 1 module, slanting outlet,; 292 type RM
Data technology support, 1 module, straight outlet,; 294 type A
Data technology support, 1 module, straight outlet,; 295 type B
Data technology support, 1 module, straight outlet,; 293, 296 type C
Data technology support, 1 module, straight outlet,; 296 type C, without dust protection slider
Data technology support, 1 module, straight outlet,; 297 type EP
Data technology support, 1 module, straight outlet,; 297 type F
Data technology support, 1 module, straight outlet,; 299 type LE
Data technology support, 1 module, straight outlet,; 298 type PA
Data technology support, 1 module, straight outlet,; 292 type RM
DB 2 data panel; 342
Device installation trunking BRK 70, trunking width 170; 312
Device installation trunking Rapid 45-2, type GA-53100; 56
Device installation trunking Rapid 45-2, type GA-53130; 60
Device installation trunking Rapid 45-2, type GA-53165; 64
Device installation trunking Rapid 45-2, type GK-53100; 38
Device installation trunking Rapid 45-2, type GK-53130; 42
Device installation trunking Rapid 45-2, type GK-53165; 46
Device installation trunking, desk trunking; 170
Device installation trunking, type GA-A70170; 196
Device installation trunking, type GAA90170; 196
Device installation trunking, type GA-D90210; 202
Device installation trunking, type GA-S70110; 182
Device installation trunking, type GA-S70130; 186
Device installation trunking, type GA-S70170; 192
Device installation trunking, type GA-S90130; 186
Device installation trunking, type GK70110; 80
Device installation trunking, type GK70130; 84
Device installation trunking, type GK70170; 88
Device installation trunking, type GKH70130; 94
Device installation trunking, type GKH70170; 98
Device installation trunking, type GS-A70130; 122
Device installation trunking, type GS-A70170; 138
Device installation trunking, type GS-A70210; 154
Device installation trunking, type GS-A90130; 122
Device installation trunking, type GS-A90170; 138
Device installation trunking, type GS-A90210; 154
Device installation trunking, type GS-D70170; 146
Device installation trunking, type GS-D70210; 162
Device installation trunking, type GS-D90170; 146
Device installation trunking, type GS-D90210; 162
Device installation trunking, type GS-S70110; 105
Device installation trunking, type GS-S70130; 114
Device installation trunking, type GS-S70170; 130
Device installation trunking, type GS-S90110; 105
Device installation trunking, type GS-S90130; 114
Device installation trunking, type GS-S90170; 130
Draw-in tool; 270
D-Sub9 connection, 1 module, slanting outlet, as screw; 300 connection
D-Sub9 connection, 1 module, slanting outlet, with; 301 connection cable
D-Sub9 connection, 1 module, straight outlet, as screw; 300 connection
D-Sub9 connection, 1 module, straight outlet, with; 301 connection cable
Duct clamp; 83, 87, 91, 97, 101, 111, 120, 129, 136, 145, 153, 161, 169, 185, 191, 195, 201, 205
Duct clamp; 83, 87, 91, 97, 101, 111, 120, 129, 136, 145, 153, 161, 169, 185, 191, 195, 201, 205

E

Earthing cable BK ERDKL FL; 331

Always indicate the item number when ordering.

Alphabetical table of contents

Earthing terminal BKE EKL; 330
Earthing terminal, earthing clamp BKS; 330
End piece; 40, 44, 48, 58, 62, 66, 70-71, 83, 87, 91, 97, 101, 111, 120, 128, 136, 144, 152, 160, 168, 173, 184-185, 190, 194-195, 200-201, 204, 309, 311, 313, 320, 324, 328, 334
End piece aluminium; 184, 190, 194, 200
End piece aluminium, trunking height 70 mm; 190, 200
End piece aluminium, trunking height 90 mm; 190
End piece BRK ES 70170; 313
End piece, duct height 90 mm; 200
End piece, left; 173
End piece, right; 173
End piece, Soft, left; 70
End piece, Soft, right; 71
End piece, Style, left; 71
End piece, Style, right; 71
End piece, Swing, left; 70
End piece, Swing, right; 70
End piece, trunking height 70 mm; 111, 120, 128, 136, 144, 152, 160, 168
End piece, trunking height 90 mm; 111, 120, 128, 136, 144, 152, 160, 168, 204
Equipotential bonding socket, 1 module, straight outlet; 291
External corner; 39, 43, 47, 57, 61, 65, 68-69, 81, 85, 89, 95, 99, 108, 117, 121, 125, 133, 141, 148-149, 157, 164-165, 172, 183, 188, 193, 198, 203, 309, 311, 313, 319, 323, 327
External corner cover; 39, 43, 47, 57, 61, 65, 69, 81, 85, 89, 95, 99, 108, 117, 125, 133, 141, 149, 157, 164-165, 172, 183, 188, 193, 198, 203
External corner cover, sheet steel; 172
External corner cover, smooth; 81, 85, 89, 95, 99, 108, 117, 125, 133, 141, 157, 165
External corner cover, Soft; 69
External corner cover, Style; 69
External corner cover, Swing; 69
External corner cover, variable, trunking height 70 mm; 157, 164
External corner hood, variable; 81, 85, 89, 95, 99, 108, 117, 121, 125, 133, 141, 148
External corner, design trunking; 68
External corner, duct height 90 mm; 198
External corner, trunking depth 70 mm; 157
External corner, trunking depth 90 mm; 157
External corner, trunking height 70 mm; 108, 117, 125, 133, 141, 149, 165, 188, 198
External corner, trunking height 90 mm; 108, 117, 125, 133, 141, 149, 165, 188, 203

F

Falling flat angle; 172
Fastening bracket for ISST70140B; 227, 229
Fastening panels; 208, 335
Flat angle; 38, 42, 46, 56, 60, 64, 82, 86, 90, 95-96, 99-100, 109, 118, 126-127, 134, 142-143, 149-151, 158-159, 165-167, 172-173, 184, 188-189, 194, 198-199, 204, 309, 311, 313, 319, 323, 327
Flat angle BRK FW 70170; 313
Flat angle cover; 38, 42, 46, 56, 60, 64, 82, 86, 90, 95-96, 99-100, 109, 118, 127, 134, 143, 150-151, 158-159, 165-167, 172-173, 184, 189, 194, 199, 204
Flat angle cover, smooth; 82, 86, 90, 96, 100, 109, 118, 127, 134, 143, 159, 167
Flat angle cover, trunking height 70 mm; 109, 158, 165
Flat angle hood; 82, 118, 126, 134, 142, 149
Flat angle hood, trunking height 70 mm; 82
Flat angle, falling, duct height 90 mm; 199
Flat angle, falling, trunking height 70 mm; 126, 142, 150, 158, 166, 199
Flat angle, falling, trunking height 90 mm; 126, 142, 150, 158, 166
Flat angle, rising, duct height 90 mm; 199
Flat angle, rising, trunking height 70 mm; 126, 142, 150, 158, 166, 198
Flat angle, rising, trunking height 90 mm; 126, 142, 150, 158, 166
Flat angle, trunking height 70 mm; 109, 118, 134, 188
Flat angle, trunking height 90 mm; 109, 118, 134, 189, 204
Floor bracket; 210, 337
Floor plate for industrial pole; 264
Floor plate for ISS110100; 242
Floor plate for ISS140100R; 246
Floor plate for ISS140110; 236
Floor plate for ISS70110; 232
Floor plate for ISSDM45; 250, 252
Floor plate for ISSDM45F; 252
Floor plate for ISSOG70140; 226, 228, 230
Floor plate for ISSRM45F; 240, 244, 248

G

GAD design device installation trunking; 68

H

Hose connection for ISSRM45F; 240, 244, 248, 252

I

Industrial pole profile, type ISS160160IP4; 262
Industrial service pole, type ISS160160IP6; 262
Installation unit; 278-279, 334
Installation unit AR45, for 2 PU; 278
Installation unit for series-mounted devices, 70 x 210; 278 mm
Installation unit for series-mounted devices, 90 x 170; 278 mm
Installation unit for series-mounted devices, 90 x 210; 279 mm
Internal corner; 39, 43, 47, 57, 61, 65, 69-70, 82, 86, 90, 96, 100, 110, 119, 127, 135, 143, 151, 159, 167, 173, 184, 189, 194, 199-200, 204, 309, 311, 313, 320, 324, 327
Internal corner BRK IE 70170; 313
Internal corner cover; 39, 43, 47, 57, 61, 65, 69-70, 82, 86, 90, 96, 100, 110, 119, 127, 135, 143, 151, 159, 167, 173
Internal corner cover, Soft; 70
Internal corner cover, Style; 70
Internal corner cover, Swing; 69
Internal corner cover, variable; 82, 86, 90, 96, 100, 110, 119, 127, 135, 143, 151, 159, 167
Internal corner, design trunking; 69
Internal corner, duct height 90 mm; 200
Internal corner, simplified, trunking height 70 mm; 143, 151, 159, 167
Internal corner, simplified, trunking height 90 mm; 143, 151, 159, 167
Internal corner, trunking height 70 mm; 110, 119, 127, 135, 189, 199
Internal corner, trunking height 90 mm; 110, 119, 127, 135, 189
Internal corner, tunking height 90 mm; 204

J

Joint connector; 71
Joint cover; 38, 40, 42, 44, 46, 48, 56, 58, 60, 62, 64, 66, 107, 116, 124, 132, 140, 148, 156, 164, 314

Joint cover, trunking height 70 mm; 107, 116, 124, 132, 140, 148, 156, 164
Joint cover, trunking height 90 mm; 107, 116, 124, 132, 140, 148, 156, 164

K

KL ERD BA earthing terminal; 330
KUP ERD BA earthing terminal; 330

L

Lock for IKR12S; 279
Locking bracket; 107, 116, 123, 132, 140, 148, 156, 163, 171, 183, 188, 193, 198, 203, 263, 270
Locking bracket for covers, 80 mm system opening; 270

M

Media pole for schools; 267
Mounting and connection profile for convection grids,; 209, 336 trunking height 70 mm
Mounting and connection profile for convection grids,; 210, 336 trunking height 90 mm
Mounting support for data technology; 275
Mounting support, double, for Modul 45®; 275
Mounting support, single, for Modul 45®; 275
Mounting support, triple, for Modul 45®; 275

N

Noise limit barrier; 217
Noise limit barrier, sold by the metre; 217

P

Panel 190 mm for ISSMKS; 267
Panel 355 mm for ISSMKS; 267
Panel 520 mm for ISSMKS; 268
Partition; 40, 44, 48, 59, 63, 67, 72, 83, 87, 91, 97, 101, 111, 120, 128-129, 136, 144-145, 152, 160-161, 168, 174, 185, 190-191, 195, 201, 205, 233, 235, 237, 239, 241, 251, 253, 263, 315, 320, 324, 328
Partition BKS TW; 320, 324, 328
Partition for trunking height 40 mm; 72, 239, 241, 251, 253
Partition, trunking height 70 mm; 111, 120, 128, 136, 144, 152, 160, 168, 185, 190, 195, 201, 233, 237
Partition, trunking height 90 mm; 111, 120, 129, 136, 145, 152, 161, 168, 191, 201, 205
Plastic external corner cover, smooth; 81, 85, 89, 108, 117, 125, 133, 141, 157, 165
Plastic flat angle cover, smooth; 82, 86, 90, 109, 118, 127, 134, 143, 159, 167
Plastic trunking cover, fluted; 81, 85, 89, 107, 116, 124, 132, 140, 156, 164, 171
Plastic trunking cover, smooth; 81, 85, 89, 107, 116, 124, 132, 140, 156, 164, 171
Profile connector, horizontal; 209, 336
Profile connector, vertical; 210, 337
Protective conductor connection bracket; 59, 63, 67, 72, 112, 121, 129, 137, 145, 153, 161, 169, 174, 185, 191, 195, 201, 205, 265, 270
Protective contact socket, 33°, double; 290
Protective frame for ISSHS4; 254
PVC wall cover, closed, 70170; 214
PVC wall cover, closed, 70210; 214
PVC wall cover, open, 70110; 212
PVC wall cover, open, 70130; 212
PVC wall cover, open, 70170; 213
PVC wall cover, open, 70210; 213
PVC wall cover, open, 90110; 212
PVC wall cover, open, 90130; 213
PVC wall cover, open, 90170; 213
PVC wall cover, open, 90210; 213

R

Rising flat angle; 172
RJ45 data connection module, Cat. 5e, shielded; 299
RJ45 data connection module, Cat. 5e, unshielded; 299
RJ45 data connection module, Cat. 6, shielded; 299
RJ45 data connection module, Cat. 6, unshielded; 300
Rubber support; 227, 229-230, 232, 234, 236, 238, 242, 246, 250
Rubber support for ISS110100R; 242
Rubber support for ISS140100R; 246
Rubber support for ISS140110; 236
Rubber support for ISS70110; 232
Rubber support for ISSDM45R; 250
Rubber support for ISSOG70140; 227, 229-230
Rubber support for ISSRM45; 238

S

SB HK cable retaining clip; 309, 311, 313-314
Service pole, sheet steel, with PVC cover; 224
Service pole, sheet steel, with sheet steel cover; 224
Service pole, type 130130; 234
Service pole, type ISS110100F; 244
Service pole, type ISS110100R; 242
Service pole, type ISS140100F; 248
Service pole, type ISS140100R; 246
Service pole, type ISS140110; 236
Service pole, type ISS70110; 232
Service pole, type ISSDHSM45; 258
Service pole, type ISSDM45; 250, 252
Service pole, type ISSDM45F; 252
Service pole, type ISSHS140250; 255
Service pole, type ISSHS140500; 255
Service pole, type ISSHS140700; 256
Service pole, type ISSHS4; 254
Service pole, type ISSHS6; 257
Service pole, type ISSOG70140; 230
Service pole, type ISSOGHS70140; 256
Service pole, type ISSRHSM45; 257
Service pole, type ISSRM45; 238, 240
Service pole, type ISSRM45F; 240
Service pole, type ISST70140; 226, 228
Service pole, type ISST70140B; 228
Service unit, single, with large installation opening; 274
Sheet steel duct cover, 50 mm system opening; 148
Sheet steel external corner cover, 50 mm system; 149 opening
Sheet steel external corner cover, 80 mm system; 108, 117, 125, 133, 141, 149, 157, 165 opening
Sheet steel flat angle cover, 50 mm system opening; 151
Sheet steel flat angle cover, 80 mm system opening; 109, 118, 127, 134, 143, 150, 159, 166
Sheet steel flat angle cover, falling; 173
Sheet steel flat angle cover, rising; 172
Sheet steel internal corner cover; 173
Sheet steel partition, trunking height 70 mm; 111, 120, 128, 136, 144, 152, 160, 168
Sheet steel partition, trunking height 90 mm; 111, 120, 129, 136, 145, 152, 161, 168
Slot nut for industrial pole; 265

Alphabetical table of contents

Socket 0°, Connect 45, protective contact, double; 287
Socket 0°, Connect 45, protective contact, single; 287
Socket 0°, Connect 45, protective contact, triple; 287
Soft trunking cover, design trunking; 68
Spacer; 72
Stabiliser plate; 72
Strain relief; 80, 84, 88, 94, 98, 106, 115, 123, 131, 139, 147, 155, 163, 170, 182, 187, 192, 197, 202, 276
Style trunking cover, design trunking; 68
Swing trunking cover, design trunking; 68

T

T piece; 39-40, 43-44, 47-48, 58, 62, 66, 83, 87, 91, 96, 100, 110, 119, 128, 135, 144, 151-152, 160, 167-168, 184, 189-190, 194, 200, 204
T piece adapter; 39-40, 43-44, 47-48, 58, 62, 66
T piece adapter on WDK 40060; 40, 44, 48, 58, 62, 66
T piece, duct height 90 mm; 200
T piece, trunking height 70 mm; 110, 119, 128, 135, 144, 151, 160, 167, 189, 200
T piece, trunking height 90 mm; 110, 119, 128, 135, 144, 152, 160, 168, 190, 204
T-piece adapter; 39-40, 43-44, 47-48, 58, 62, 66
Transparent cover BRK D AEE; 335
Trunking connector and joint cover; 38, 42, 46, 56, 60, 64
Trunking cover Rapid 80, PC, clear, fluted inside; 212
Trunking cover, sheet steel; 106, 115, 123-124, 131, 139, 147, 155, 163, 169, 171
Trunking cover, smooth; 81, 85, 89, 95, 99, 107, 116, 124, 132, 140, 156, 164, 171

U

USB 2.0/3.0 connection, 1 module, slanting outlet, as; 302 screw connection
USB 2.0/3.0 connection, 1 module, slanting outlet, with; 302 connection cable
USB 2.0/3.0 connection, 1 module, straight outlet, as; 301 screw connection
USB 2.0/3.0 connection, 1 module, straight outlet, with; 302 connection cable
USB charging device; 290

W

Wall panel adapter for GK plastic, trunking width 110; 208 mm
Wall panel adapter for GK plastic, trunking width 130; 208 mm
Wall panel adapter for GK plastic, trunking width 170; 208 mm
Wall panel adapter KSS70110; 334
Wall panel adapter KSS70130; 334
Wall panel adapter KSS70170; 334

Numeric directory

GTIN	Item no.	Page
	price/m	
6024315	**6023096**	72
	/pc.	
5898177	**6104634**	300
5898191	**6104637**	300
5898245	**6104640**	300
5898269	**6104646**	300
5898313	**6104649**	300
5898320	**6104652**	300
5898535	**6104682**	301
5898542	**6104685**	301
5898559	**6104688**	301
5898566	**6104694**	301
5898573	**6104697**	301
5898580	**6104700**	301
5899334	**6104874**	301
5899341	**6104877**	301
5899372	**6104880**	301
5899389	**6104886**	302
5899396	**6104889**	302
5899402	**6104892**	302
5899648	**6104922**	302
5899709	**6104925**	302
5899754	**6104928**	302
5899808	**6104934**	302
5899853	**6104937**	302
5899884	**6104940**	302
6594603	**6105300**	290
6594641	**6105302**	290
6594665	**6105304**	290
	price/m	
6417902	**6112400**	56
6417919	**6112403**	56
6417926	**6112410**	58
6417933	**6112413**	58
	/pc.	
6417964	**6112420**	57
6417971	**6112423**	57
6417995	**6112430**	57
6418008	**6112433**	57
6418022	**6112440**	56
6418039	**6112443**	56
	price/m	
6418213	**6112500**	60
6418251	**6112503**	60
	/pc.	
6418275	**6112510**	61
6418299	**6112513**	61
6418329	**6112520**	61
6418336	**6112523**	61
6418350	**6112530**	60
6418367	**6112533**	60
	price/m	
6418503	**6112600**	64
6418534	**6112603**	64
	/pc.	
6418558	**6112610**	65
6418541	**6112613**	65
6418572	**6112620**	65
6418596	**6112623**	65
6418619	**6112630**	64
6418626	**6112633**	64
	price/m	
6419036	**6113000**	38
6419074	**6113002**	38
6419081	**6113010**	40
6419104	**6113012**	40
	/pc.	
6419111	**6113020**	38
6419142	**6113022**	38
6417940	**6113024**	56
6419159	**6113030**	40
6419166	**6113032**	40
6417957	**6113034**	58
6419173	**6113040**	39
6419197	**6113042**	39
6419203	**6113050**	39
6419210	**6113052**	39
6417988	**6113054**	57
6419227	**6113060**	39

GTIN	Item no.	Page
	/pc.	
6419234	**6113062**	39
6419258	**6113070**	39
6419265	**6113072**	39
6418015	**6113074**	57
6419272	**6113080**	38
6419289	**6113082**	38
6419296	**6113090**	38
6419319	**6113092**	38
6418046	**6113094**	56
6419333	**6113100**	39
6419340	**6113102**	39
6418176	**6113104**	58
6419357	**6113110**	40
6419371	**6113112**	40
6418206	**6113114**	58
	price/m	
6419388	**6113200**	42
6419395	**6113202**	42
	/pc.	
6419418	**6113210**	42
6419432	**6113212**	42
6418268	**6113214**	60
6419456	**6113220**	43
6419463	**6113222**	43
6419470	**6113230**	43
6419500	**6113232**	43
6418305	**6113234**	61
6419517	**6113240**	43
6419531	**6113242**	43
6419555	**6113250**	43
6419562	**6113252**	43
6418312	**6113254**	61
6419586	**6113260**	42
6419609	**6113262**	42
6419616	**6113270**	42
6419630	**6113272**	42
6418374	**6113274**	60
6419647	**6113280**	44
6418381	**6113284**	62
	price/m	
6419685	**6113290**	40
	/pc.	
6419814	**6113300**	43
6419821	**6113302**	43
6418411	**6113304**	62
6419845	**6113310**	40
6419869	**6113312**	40
6418398	**6113314**	58
6419876	**6113320**	44
6419883	**6113322**	44
6418428	**6113324**	62
	price/m	
6419913	**6113400**	46
6419920	**6113402**	46
	/pc.	
6419937	**6113410**	47
6419944	**6113412**	47
6419975	**6113420**	47
6419982	**6113422**	47
6418565	**6113424**	65
6419999	**6113430**	47
6420001	**6113432**	47
6420032	**6113440**	47
6420049	**6113442**	47
6418602	**6113444**	65
6420056	**6113450**	46
6420063	**6113452**	46
6420094	**6113460**	46
6420100	**6113462**	46
6418633	**6113464**	64
6420117	**6113470**	48
6420124	**6113472**	48
6418657	**6113474**	66
6420155	**6113480**	47
6420162	**6113482**	47
6418664	**6113484**	66
	price/m	
6450824	**6114200**	94
6450831	**6114210**	95
	/pc.	
6450848	**6114220**	95

GTIN	Item no.	Page
	/pc.	
6450893	**6114230**	95
6450909	**6114240**	96
6450930	**6114250**	96
6451012	**6114260**	96
6451111	**6114270**	96
6451166	**6114280**	97
	price/m	
6451173	**6114290**	97
6451180	**6114300**	98
	/pc.	
6451197	**6114320**	99
6451241	**6114340**	100
6451296	**6114360**	100
6451319	**6114370**	100
6451364	**6114380**	101
	price/m	
5914075	**6115775**	68
	/pc.	
5914211	**6115789**	68
5914297	**6115795**	69
5914150	**6115825**	68
5914174	**6115835**	68
5914198	**6115845**	68
5914235	**6115851**	69
5914259	**6115855**	69
5914273	**6115865**	69
5914310	**6115875**	69
5914334	**6115885**	70
5914358	**6115895**	70
5914372	**6115915**	70
5914396	**6115925**	70
5914419	**6115935**	70
5914433	**6115945**	71
5914457	**6115955**	71
5914471	**6115965**	71
5914495	**6115975**	71
5914501	**6115980**	72
5914518	**6115982**	72
5914525	**6115985**	72
5914532	**6115995**	72
6211456	**6116752**	71
6235155	**6117325**	299
6235216	**6117329**	299
6235278	**6117337**	299
6235339	**6117341**	300
5696896	**6119202**	294
5696902	**6119204**	294
5696940	**6119206**	294
5696957	**6119208**	295
5696964	**6119210**	295
5696971	**6119212**	295
5696988	**6119214**	293
5696995	**6119216**	293
5697008	**6119218**	293
5697015	**6119220**	297
5697022	**6119222**	297
5697039	**6119224**	297
5697046	**6119226**	298
5697053	**6119228**	298
5697060	**6119230**	298
5697077	**6119232**	297
5697084	**6119234**	297
5697121	**6119236**	297
5697138	**6119238**	294
5697145	**6119240**	294
5697183	**6119242**	294
5697190	**6119244**	295
5697206	**6119246**	295
5697244	**6119248**	295
5697251	**6119250**	293
5697268	**6119252**	293
5697305	**6119254**	293
5697312	**6119256**	298
5697329	**6119258**	298
5697374	**6119260**	298
5697381	**6119262**	298
5697428	**6119264**	298
5697435	**6119266**	298
5697442	**6119268**	297

GTIN	Item no.	Page
	/pc.	
5697480	**6119270**	297
5697497	**6119272**	297
5887331	**6119280**	296
5887348	**6119282**	296
5887379	**6119284**	296
5887386	**6119286**	296
5887393	**6119288**	296
5887409	**6119290**	296
5887430	**6119292**	292
5887447	**6119294**	292
5887454	**6119296**	292
5888024	**6119298**	292
5887492	**6119300**	292
5887508	**6119302**	292
5925491	**6119304**	299
5925507	**6119306**	299
5925538	**6119308**	299
5889373	**6119319**	278
5888789	**6119322**	285
5888796	**6119324**	285
5888802	**6119326**	285
5888819	**6119332**	285
5888826	**6119334**	285
5888833	**6119336**	285
5896791	**6119338**	285
5896807	**6119339**	285
5896814	**6119340**	285
5888840	**6119342**	285
5888871	**6119344**	285
5888888	**6119346**	285
5888895	**6119352**	285
5888901	**6119354**	285
5888932	**6119356**	285
5888949	**6119362**	286
5888956	**6119364**	286
5888963	**6119366**	286
5888994	**6119372**	286
5889007	**6119374**	286
5889014	**6119376**	286
5889021	**6119382**	286
5889038	**6119384**	286
5889045	**6119386**	286
5983309	**6119387**	286
5983316	**6119388**	286
5983323	**6119389**	286
5889052	**6119392**	286
5889069	**6119394**	286
5889076	**6119396**	286
5889113	**6119401**	280
5889120	**6119402**	280
5889137	**6119403**	280
5889144	**6119407**	280
5889175	**6119408**	280
5889182	**6119409**	280
5889236	**6119413**	280
5889199	**6119414**	280
5889205	**6119415**	280
5889243	**6119421**	281
5889250	**6119422**	281
5889267	**6119423**	281
5889298	**6119427**	281
5889304	**6119428**	281
5889311	**6119429**	281
5889328	**6119433**	281
5889359	**6119434**	281
5889366	**6119435**	281
6609963	**6119483**	282
6609994	**6119485**	282
6049134	**6120001**	291
6049127	**6120003**	291
6049189	**6120005**	291
6046966	**6120008**	288
6046973	**6120010**	288
6047024	**6120012**	288
6047031	**6120014**	288
6047086	**6120016**	288
6047093	**6120018**	288
6047109	**6120022**	288
6047130	**6120024**	288
6047147	**6120026**	288
6047154	**6120028**	288
6047208	**6120030**	288

GTIN	Item no.	Page
	/pc.	
6047222	**6120032**	288
6047260	**6120042**	288
6047277	**6120044**	288
6047321	**6120046**	288
6047345	**6120048**	288
6047383	**6120050**	288
6047390	**6120052**	288
7255572	**6120073**	289
7255565	**6120075**	289
7255589	**6120077**	289
7255633	**6120079**	289
7255688	**6120081**	289
7255732	**6120083**	289
7255787	**6120103**	290
7255879	**6120105**	290
7255923	**6120107**	290
7256005	**6120109**	290
7256050	**6120111**	290
7256128	**6120114**	290
7256173	**6120123**	290
7256227	**6120125**	290
7256272	**6120127**	290
7256326	**6120129**	290
7256371	**6120131**	290
7256449	**6120133**	290
	/pc.	
6049073	**6120292**	289
6049141	**6120294**	289
6049196	**6120296**	289
6049387	**6120340**	287
6049431	**6120344**	287
6049486	**6120346**	287
6049509	**6120348**	287
6049554	**6120350**	287
6049608	**6120352**	287
6049615	**6120362**	287
6049622	**6120364**	287
6049660	**6120366**	287
6049677	**6120368**	287
6049721	**6120370**	287
6049738	**6120372**	287
6049745	**6120382**	287
6049783	**6120384**	287
6049790	**6120386**	287
6049974	**6120388**	287
6050024	**6120390**	287
6050031	**6120392**	287
6050154	**6120412**	284
6050208	**6120414**	284
6050222	**6120416**	284
6050253	**6120418**	284
6050260	**6120420**	284
6050277	**6120422**	284
6050314	**6120432**	284
6050321	**6120434**	284
6050345	**6120436**	284
6050376	**6120438**	284
6050383	**6120440**	284
6050390	**6120442**	284
6050437	**6120452**	284
6050444	**6120454**	284
6050468	**6120456**	284
6050499	**6120458**	284
6050505	**6120460**	284
6050512	**6120462**	284
6734368	**6121002**	340
6734375	**6121004**	340
6734399	**6121012**	340
6734405	**6121014**	340
6734412	**6121016**	340
6734429	**6121018**	340
6734436	**6121020**	340
6734450	**6121026**	341
6734467	**6121032**	341
6734481	**6121036**	341
6734511	**6121051**	341
6734528	**6121052**	341
6734535	**6121053**	341
6734542	**6121054**	341
6734559	**6121062**	341
6734566	**6121064**	341
6734573	**6121066**	341

GTIN	Item no.	Page
6734740	**6121072**	342
6734764	**6121075**	342
6734771	**6121082**	342
6734788	**6121084**	342
6734917	**6121086**	342
6734931	**6121090**	342
6734948	**6121092**	342
6734979	**6121102**	343
6734986	**6121104**	343
6734993	**6121106**	343
6735006	**6121108**	343
6735013	**6121110**	343
6735044	**6121122**	341
6735051	**6121124**	341
6717316	**6132721**	308
6717408	**6132722**	308
6717422	**6132725**	310
6717439	**6132726**	310
6717446	**6132727**	310
6717460	**6132730**	312
6717477	**6132731**	312
6717484	**6132732**	312
6717866	**6132735**	308
6717873	**6132736**	308
6717880	**6132737**	310
6717903	**6132740**	309
6717910	**6132741**	309
6717927	**6132743**	311
6717934	**6132744**	311
6717941	**6132745**	311
6717958	**6132747**	313
6717965	**6132748**	313
6717972	**6132749**	313
6717989	**6132750**	309
6717996	**6132751**	309
6728732	**6132752**	311
6728749	**6132753**	311
6728756	**6132754**	311
6728763	**6132755**	313
6728770	**6132756**	313
6728787	**6132757**	313
6728824	**6132762**	309
6728831	**6132763**	309
6728848	**6132765**	311
6716456	**6132766**	311
6716463	**6132767**	311
6716586	**6132769**	313
6716616	**6132770**	313
6716623	**6132771**	313
6721832	**6132775**	309
6721849	**6132776**	309
6721856	**6132777**	311
6721863	**6132778**	311
6721870	**6132779**	311
6721887	**6132780**	313
6721894	**6132781**	313
6722594	**6132782**	313
6722648	**6132787**	314
6722655	**6132788**	314
6722662	**6132790**	314
6722679	**6132791**	314
6722686	**6132792**	314
6722693	**6132794**	314
6722709	**6132795**	314
6722716	**6132796**	314
6722723	**6132798**	308
6722730	**6132799**	309
6722747	**6132801**	334
6722754	**6132802**	334
6725694	**6133178**	320
6735280	**6133260**	318
6735297	**6133261**	322
6735303	**6133262**	326
6735310	**6133266**	319
6735327	**6133267**	318
6735334	**6133268**	319
6735341	**6133271**	319
6735358	**6133272**	323
6735365	**6133273**	327
6735372	**6133276**	320
6735389	**6133277**	324
6735495	**6133278**	327
6735501	**6133281**	319
6735518	**6133282**	323
6735525	**6133283**	327
6735532	**6133286**	319
6735709	**6133287**	323
6735716	**6133288**	327
6735723	**6133291**	320
6735730	**6133292**	324
6735747	**6133293**	328
6723096	**6133407**	330
6723102	**6133408**	330
6735181	**6133562**	330
6735204	**6133564**	331
6716753	**6133577**	308
6716760	**6133579**	308
6716821	**6133589**	342
6716913	**6133591**	342
6716968	**6133597**	335
6716999	**6133602**	334
6736300	**6133610**	315
6736522	**6133615**	330
6736539	**6133616**	330
6736560	**6133621**	318
6736683	**6133641**	334
7273163	**6133669**	334
7273187	**6133670**	334
7273200	**6133671**	334
	/pc.	
5847144	**6273910**	157
5847298	**6273920**	158
5847205	**6273940**	159
5846390	**6274210**	81
5846406	**6274211**	81
5846413	**6274212**	81
5846574	**6274220**	82
5846581	**6274221**	82
5846598	**6274222**	82
5846475	**6274240**	82
5846482	**6274241**	82
5846512	**6274282**	82
	price/m	
5655473	**6274300**	80
5656333	**6274301**	80
5656340	**6274302**	80
	/pc.	
5656401	**6274310**	81
5656432	**6274311**	81
5656449	**6274312**	81
5655664	**6274320**	82
5656463	**6274321**	82
5656494	**6274322**	82
5656517	**6274340**	82
5656524	**6274341**	82
5656555	**6274342**	82
5656579	**6274360**	83
5656586	**6274361**	83
5656616	**6274362**	83
5656630	**6274370**	83
5656647	**6274371**	83
5656678	**6274372**	83
5842705	**6274374**	185
5846666	**6274410**	85
5846673	**6274411**	85
5846680	**6274412**	85
5846819	**6274420**	86
5846826	**6274421**	86
5846833	**6274422**	86
5846727	**6274440**	86
5846765	**6274441**	86
5846772	**6274442**	86
5656692	**6274490**	82
5656708	**6274491**	82
5656715	**6274492**	82
	price/m	
5656739	**6274500**	84
5656746	**6274501**	84
5656753	**6274502**	84
	/pc.	
5656791	**6274510**	85
5656807	**6274511**	85
5656814	**6274512**	85
5656838	**6274520**	86
	/pc.	
5656845	**6274521**	86
5656852	**6274522**	86
5656876	**6274540**	86
5656883	**6274541**	86
5656890	**6274542**	86
5656913	**6274560**	87
5656920	**6274561**	87
5656937	**6274562**	87
5656951	**6274570**	87
5656968	**6274571**	87
5656975	**6274572**	87
5842712	**6274574**	190
5846901	**6274610**	89
5846918	**6274611**	89
5846925	**6274612**	89
5847052	**6274620**	90
5847069	**6274621**	90
5847076	**6274622**	90
5846963	**6274640**	90
5847007	**6274641**	90
5847014	**6274642**	90
	price/pac	
5657033	**6274650**	80
	price/m	
5657040	**6274700**	88
5657057	**6274701**	88
5657064	**6274702**	88
	/pc.	
5657101	**6274710**	89
5657118	**6274711**	89
5657125	**6274712**	89
5657149	**6274720**	90
5657156	**6274721**	90
5657163	**6274722**	90
5657187	**6274740**	90
5657194	**6274741**	90
5657200	**6274742**	90
5657224	**6274760**	91
5657231	**6274761**	91
5657248	**6274762**	91
5657262	**6274770**	91
5657279	**6274771**	91
5657286	**6274772**	91
5842729	**6274774**	195
5657309	**6274790**	81
5657347	**6274791**	81
5657354	**6274792**	81
5657408	**6274810**	212
5657477	**6274820**	212
5657545	**6274830**	213
5657644	**6274840**	213
5657880	**6274870**	214
5657958	**6274880**	214
	price/m	
5658122	**6274900**	83
	/pc.	
5658139	**6274910**	212
5658207	**6274920**	213
5658306	**6274930**	213
5658375	**6274940**	213
	price/m	
5897071	**6276900**	186
5897064	**6276903**	186
	/pc.	
5897095	**6276910**	188
5897088	**6276913**	188
5897118	**6276920**	189
5897101	**6276923**	189
5897156	**6276940**	189
5897125	**6276943**	189
5897170	**6276960**	190
5897163	**6276963**	190
5897224	**6276970**	190
5897187	**6276973**	190
	price/m	
5658726	**6277000**	105
	/pc.	
5658856	**6277010**	108
5658962	**6277020**	109
5659044	**6277040**	110
5659150	**6277060**	110
	/pc.	
5659228	**6277070**	111
	price/m	
5659334	**6277090**	111
5659341	**6277095**	111
5659389	**6277100**	105
	/pc.	
5659518	**6277110**	108
5659624	**6277120**	109
5659709	**6277140**	110
5659815	**6277160**	110
5659921	**6277170**	111
	price/m	
5660002	**6277200**	114
	/pc.	
5660163	**6277210**	117
5660248	**6277220**	118
5660323	**6277240**	119
5660408	**6277260**	119
5660484	**6277270**	120
	price/pac	
5660590	**6277290**	105
5700852	**6277294**	105
	price/m	
5660606	**6277300**	114
	/pc.	
5660767	**6277310**	117
5660811	**6277320**	118
5660866	**6277340**	119
5660941	**6277360**	119
5661023	**6277370**	120
	price/m	
5661139	**6277400**	122
	/pc.	
5661269	**6277410**	125
5661375	**6277420**	126
5661443	**6277430**	126
5661559	**6277440**	127
5661665	**6277460**	128
	price/m	
5661740	**6277500**	122
	/pc.	
5661900	**6277510**	125
5661986	**6277520**	126
5662020	**6277530**	126
5662075	**6277540**	127
5662129	**6277560**	128
	price/m	
5662174	**6277600**	130
	/pc.	
5662242	**6277610**	133
5662310	**6277620**	134
5662365	**6277640**	135
5662419	**6277660**	135
5662464	**6277670**	136
	price/m	
5662518	**6277700**	130
	/pc.	
5662587	**6277710**	133
5662631	**6277720**	134
5662709	**6277740**	135
5662754	**6277760**	135
5662877	**6277770**	136
	price/m	
5662945	**6277800**	138
	/pc.	
5663034	**6277810**	141
5663102	**6277820**	142
5663140	**6277830**	142
5663195	**6277840**	143
5663249	**6277860**	144
	price/m	
5663317	**6277900**	138
	/pc.	
5663409	**6277910**	141
5663478	**6277920**	142
5663539	**6277930**	142
5663607	**6277940**	143
5663690	**6277960**	144
	price/m	
5663744	**6278000**	154
	/pc.	
5663812	**6278010**	157
	/pc.	
5663867	**6278020**	158
5663904	**6278030**	158
5663959	**6278050**	159
5664000	**6278060**	160
5664055	**6278070**	160
	price/m	
5664109	**6278100**	154
	/pc.	
5664178	**6278110**	157
5664222	**6278120**	158
5664260	**6278130**	158
5664376	**6278140**	159
5664482	**6278160**	160
5664567	**6278170**	160
	price/m	
5664666	**6278200**	146
	/pc.	
5664789	**6278210**	149
5664833	**6278220**	150
5664901	**6278230**	150
5664987	**6278240**	151
5665083	**6278260**	151
	price/m	
5665137	**6278300**	146
	/pc.	
5665205	**6278310**	149
5665250	**6278320**	150
5665335	**6278330**	150
5665458	**6278340**	151
5665502	**6278360**	152
	price/m	
5665557	**6278400**	162
	/pc.	
5665625	**6278410**	165
5665700	**6278420**	166
5665816	**6278430**	166
5665939	**6278440**	167
5666042	**6278460**	167
	price/m	
5666097	**6278500**	162
	/pc.	
5666165	**6278510**	165
5666219	**6278520**	166
5666257	**6278530**	166
5666301	**6278540**	167
5666356	**6278560**	168
	price/m	
5666400	**6278680**	81
5666417	**6278681**	81
5666424	**6278682**	81
6036233	**6278690**	212
5666530	**6278780**	81
5666547	**6278781**	81
5666554	**6278782**	81
6036271	**6278790**	212
	/pc.	
5666585	**6278800**	214
5666660	**6278810**	214
5666776	**6278820**	215
5666875	**6278830**	215
5666929	**6278840**	216
5666974	**6278850**	216
5667025	**6278860**	216
5667094	**6278870**	217
5667148	**6278880**	214
5667216	**6278890**	215
5667261	**6279000**	215
5667315	**6279010**	215
5667384	**6279020**	216
5667476	**6279030**	216
5667520	**6279040**	217
5667599	**6279050**	217
	price/m	
5842552	**6279100**	192
5842545	**6279103**	192
	/pc.	
5842590	**6279110**	193
5842583	**6279113**	193
5842620	**6279121**	194
5842613	**6279123**	194
5842651	**6279140**	194
5842644	**6279143**	194

Always indicate the item number when ordering.

Numeric directory

GTIN	Item no.	Page
	/pc.	
5842682	**6279160**	194
5842675	**6279163**	194
	price/m	
5768050	**6279200**	182
5768067	**6279203**	182
	/pc.	
5768111	**6279210**	183
5768128	**6279213**	183
5768166	**6279220**	184
5768173	**6279223**	184
5768210	**6279240**	184
5768227	**6279243**	184
5768241	**6279260**	184
5768289	**6279263**	184
5768302	**6279270**	184
5768340	**6279273**	184
	price/m	
5768364	**6279300**	186
5768401	**6279303**	186
	/pc.	
5768456	**6279310**	188
5768463	**6279313**	188
5768487	**6279320**	188
5768524	**6279323**	188
5768548	**6279340**	189
5768579	**6279343**	189
5768593	**6279360**	189
5768609	**6279363**	189
5768654	**6279370**	190
5768661	**6279373**	190
	price/m	
5768715	**6279400**	196
5768722	**6279403**	196
	/pc.	
5768784	**6279410**	198
5768821	**6279413**	198
5768845	**6279420**	198
5768876	**6279423**	198
5817925	**6279430**	199
5817956	**6279433**	199
5768890	**6279440**	199
5768906	**6279443**	199
5768951	**6279460**	200
5768968	**6279463**	200
5769002	**6279470**	194
5818885	**6279473**	194
	price/m	
5769064	**6279500**	196
5769071	**6279503**	196
	/pc.	
5769132	**6279510**	198
5769149	**6279513**	198
5769194	**6279520**	199
5769200	**6279523**	199
5817963	**6279530**	199
5817970	**6279533**	199
5769255	**6279540**	200
5769262	**6279543**	200
5769309	**6279560**	200
5769316	**6279563**	200
5769361	**6279570**	200
5769378	**6279573**	200
	price/m	
5769491	**6279600**	202
5769507	**6279603**	202
	/pc.	
5769569	**6279610**	203
5769606	**6279613**	203
5769620	**6279620**	204
5769668	**6279623**	204
5769682	**6279640**	204
5769729	**6279643**	204
5769743	**6279660**	204
5769774	**6279663**	204
5769804	**6279670**	204
5769798	**6279673**	204
	price/pac	
5769989	**6279701**	182
5770022	**6279704**	186
	price/m	
5770039	**6279711**	185
5770046	**6279714**	191
7261528	**6279715**	183
5770084	price/m **6279720**	183
5770091	**6279723**	183
	/pc.	
5776147	**6279725**	183
5776154	**6279727**	183
7261504	**6279733**	183
	/pc.	
5776161	**6279734**	184
5776192	**6279736**	184
5667667	**6279760**	107
5667704	**6279764**	116
5667742	**6279768**	132
5667780	**6279772**	156
5667827	**6279776**	107
5667865	**6279780**	116
5667902	**6279784**	132
5667940	**6279788**	156
5680680	**6279800**	209
5680697	**6279802**	208
5680703	**6279804**	208
5680734	**6279806**	208
5680741	**6279810**	208
5680758	**6279812**	209
5680765	**6279820**	209
5680796	**6279822**	209
5680802	**6279824**	209
5680819	**6279826**	210
5680826	**6279828**	210
5680857	**6279830**	210
	price/m	
5695813	**6279850**	106
	/pc.	
5695936	**6279860**	109
5696056	**6279870**	108
	price/m	
5680925	**6279880**	148
	/pc.	
5681038	**6279890**	149
5681090	**6279990**	151
	price/m	
5137337	**6282700**	170
	/pc.	
5137405	**6282710**	172
5137467	**6282720**	172
5137528	**6282730**	172
5137580	**6282740**	173
5137672	**6282770**	173
5137740	**6282870**	173
5809135	**6286530**	224
5809142	**6286540**	224
5143888	**6286700**	254
5143918	**6286702**	254
7257552	**6286740**	267
7254100	**6286760**	267
7254162	**6286766**	267
7254216	**6286768**	268
	/pc.	
5144045	**6286800**	225
5144052	**6286802**	225
5144090	**6286810**	254
6784608	**6286820**	234
6784615	**6286821**	234
6784622	**6286825**	235
6784639	**6286826**	235
6784646	**6286835**	235
6784653	**6286839**	234
	/pc.	
5381341	**6286930**	106
5144700	**6287050**	172
5144762	**6287060**	172
5144823	**6287070**	173
5144885	**6287080**	173
	price/m	
5146575	**6287700**	210
5146582	**6287701**	210
5146612	**6287702**	210
5146643	**6287710**	210
5146674	**6287711**	210
5146681	**6287712**	210
5146704	**6287723**	210
5146742	price/m **6287733**	210
	/pc.	
5146797	**6287810**	211
5676140	**6288001**	208
5676188	**6288003**	208
5676195	**6288005**	208
5676201	**6288007**	208
5146889	**6288034**	210
5146971	**6288044**	210
5147008	**6288050**	210
5147039	**6288052**	210
5147060	**6288058**	210
5147121	**6288066**	210
5297253	**6288084**	210
5297284	**6288090**	210
5147152	**6288100**	209
5147169	**6288102**	209
5147176	**6288104**	209
5147183	**6288106**	209
5147213	**6288108**	209
5147220	**6288110**	209
5147237	**6288112**	209
5147244	**6288114**	209
5147275	**6288116**	209
5147282	**6288118**	209
5147299	**6288120**	209
5147404	**6288180**	210
	price/m	
5147510	**6288264**	174
6691531	**6288328**	278
6691548	**6288330**	278
6691555	**6288334**	278
6691562	**6288336**	279
6711901	**6288348**	279
	/pc.	
5616559	**6288365**	278
5809111	**6288532**	274
5914990	**6288569**	274
5983330	**6288572**	275
5915027	**6288574**	275
5889106	**6288576**	275
5809128	**6288577**	275
5915003	**6288579**	275
5889083	**6288583**	274
6789146	**6288608**	80
	/pc.	
5148678	**6288610**	80
6555543	**6288635**	276
6637331	**6288638**	270
5148777	**6288640**	83
5148791	**6288650**	217
	price/m	
5685760	**6288651**	217
	/pc.	
5149071	**6288680**	170
5149088	**6288700**	107
5149101	**6288704**	59
5149460	**6288790**	80
5160663	**6288930**	226
5160670	**6288933**	226
5160731	**6288940**	232
5160748	**6288943**	232
5160861	**6288960**	236
5160908	**6288963**	236
5477013	**6289040**	244
5477402	**6289043**	244
5477419	**6289050**	248
5477020	**6289053**	248
5477037	**6289060**	242
5477426	**6289063**	242
5477433	**6289070**	246
5477044	**6289073**	246
6258697	**6289088**	230
6258703	**6289090**	230
6258758	**6289096**	256
6258765	**6289098**	256
6770472	**6289405**	234
6770489	**6289407**	234
	/pc.	
5773863	**6289970**	250
5773870	**6289972**	250
5773887	**6289974**	252
5773924	**6289976**	252
5811787	**6289980**	258
5811794	**6289982**	258
5161202	**6290010**	228
5161219	**6290013**	228
5161226	**6290020**	255
5161264	**6290023**	255
5161288	**6290030**	255
5161325	**6290033**	255
5161349	**6290040**	256
5161387	**6290043**	256
5161561	**6290073**	257
5428091	**6290086**	238
5428107	**6290087**	238
5428138	**6290090**	257
5428145	**6290091**	257
5459095	**6290095**	240
5459101	**6290097**	240
5161578	**6290100**	232
5161585	**6290104**	232
5161691	**6290120**	226
5161707	**6290124**	226
5161752	**6290130**	236
5161769	**6290134**	236
5161813	**6290150**	227
5161868	**6290160**	226
5161882	**6290170**	232
5161936	**6290174**	227
5161943	**6290176**	236
5428152	**6290178**	238
6258666	**6290189**	270
5459231	**6290196**	240
5459248	**6290197**	240
5459279	**6290198**	240
5162063	**6290200**	227
5465249	**6290201**	270
5162162	**6290240**	237
5418566	**6290260**	231
5428169	**6290264**	238
5448792	**6290269**	241
5648963	**6290290**	243
5816966	**6290330**	242
5816980	**6290331**	242
5816997	**6290336**	246
5817000	**6290337**	246
5817017	**6290347**	250
5817024	**6290348**	250
5817031	**6290358**	242
5817048	**6290362**	246
5817055	**6290372**	250
5817062	**6290382**	249
5817079	**6290387**	251
6191468	**6290404**	262
6191451	**6290406**	262
6191499	**6290416**	264
6191505	**6290422**	264
6191512	**6290423**	264
6191529	**6290436**	264
6427451	**6290456**	263
6258659	**6290495**	264
6191550	**6290499**	265

Type listing

Type	GTIN	Item no.	Page
		price/m	
2371 40	6024315	6023096	72
2371 40	6024315	6023096	239
2371 40	6024315	6023096	241
2371 40	6024315	6023096	251
2371 40	6024315	6023096	253
		/pc.	
71GD11	5809111	6288532	274
71GD13	5889083	6288583	274
71GD6	5148678	6288610	80
71GD6	5148678	6288610	84
71GD6	5148678	6288610	88
71GD6	5148678	6288610	94
71GD6	5148678	6288610	98
71GD6	5148678	6288610	106
71GD6	5148678	6288610	115
71GD6	5148678	6288610	123
71GD6	5148678	6288610	131
71GD6	5148678	6288610	139
71GD6	5148678	6288610	147
71GD6	5148678	6288610	155
71GD6	5148678	6288610	163
71GD6	5148678	6288610	170
71GD6	5148678	6288610	182
71GD6	5148678	6288610	187
71GD6	5148678	6288610	192
71GD6	5148678	6288610	197
71GD6	5148678	6288610	202
71GD6	5148678	6288610	274
71GD7-2	6789146	6288608	80
71GD7-2	6789146	6288608	84
71GD7-2	6789146	6288608	88
71GD7-2	6789146	6288608	94
71GD7-2	6789146	6288608	98
71GD7-2	6789146	6288608	106
71GD7-2	6789146	6288608	115
71GD7-2	6789146	6288608	123
71GD7-2	6789146	6288608	131
71GD7-2	6789146	6288608	139
71GD7-2	6789146	6288608	147
71GD7-2	6789146	6288608	155
71GD7-2	6789146	6288608	163
71GD7-2	6789146	6288608	170
71GD7-2	6789146	6288608	182
71GD7-2	6789146	6288608	187
71GD7-2	6789146	6288608	192
71GD7-2	6789146	6288608	197
71GD7-2	6789146	6288608	202
71GD7-2	6789146	6288608	274
		/pc.	
71GD8-2	5914990	6288569	274
71GD9-2	5915003	6288579	275
71GDCEE	6555543	6288635	276
71GDCEE16	6609963	6119483	282
71GDCEE32	6609994	6119485	282
71MT1 45	5983330	6288572	275
71MT2 45	5889106	6288576	275
71MT3 45-2	5915027	6288574	275
71MTD	5809128	6288577	275
7LSB	5148791	6288650	217
		price/m	
7LSB M	5685760	6288651	217
		/pc.	
7ZE	5149460	6288790	80
7ZE	5149460	6288790	84
7ZE	5149460	6288790	88
7ZE	5149460	6288790	94
7ZE	5149460	6288790	98
7ZE	5149460	6288790	106
7ZE	5149460	6288790	115
7ZE	5149460	6288790	123
7ZE	5149460	6288790	131
7ZE	5149460	6288790	139
7ZE	5149460	6288790	147
7ZE	5149460	6288790	155
7ZE	5149460	6288790	163
7ZE	5149460	6288790	170
7ZE	5149460	6288790	182
7ZE	5149460	6288790	187
7ZE	5149460	6288790	192

Type	GTIN	Item no.	Page
		/pc.	
7ZE	5149460	6288790	197
7ZE	5149460	6288790	202
7ZE	5149460	6288790	276
8AWR	5149101	6288704	59
8AWR	5149101	6288704	63
8AWR	5149101	6288704	67
8AWR	5149101	6288704	72
8AWR	5149101	6288704	112
8AWR	5149101	6288704	121
8AWR	5149101	6288704	129
8AWR	5149101	6288704	137
8AWR	5149101	6288704	145
8AWR	5149101	6288704	153
8AWR	5149101	6288704	161
8AWR	5149101	6288704	169
8AWR	5149101	6288704	174
8AWR	5149101	6288704	185
8AWR	5149101	6288704	191
8AWR	5149101	6288704	195
8AWR	5149101	6288704	201
8AWR	5149101	6288704	205
8AWR	5149101	6288704	265
8AWR	5149101	6288704	270
8VS4	5146797	6287810	211
8VS4	5146797	6287810	337
AOP3S80RW	5144700	6287050	172
AR45-BF1 AL	5888833	6119336	285
AR45-BF1 RW	5888819	6119332	285
AR45-BF1 SWGR	5888826	6119334	285
AR45-BF2 AL	5888932	6119356	285
AR45-BF2 RW	5888895	6119352	285
AR45-BF2 SWGR	5888901	6119354	285
AR45-BF3 AL	5889045	6119386	286
AR45-BF3 RW	5889021	6119382	286
AR45-BF3 SWGR	5889038	6119384	286
AR45-BSF1 AL	5896814	6119340	285
AR45-BSF1 RW	5896791	6119338	285
AR45-BSF1 SWGR	5896807	6119339	285
AR45-BSF2 AL	5888963	6119366	286
AR45-BSF2 RW	5888949	6119362	286
AR45-BSF2 SWGR	5888956	6119364	286
AR45-BSF3 AL	5983323	6119389	286
AR45-BSF3 RW	5983309	6119387	286
AR45-BSF3 SWGR	5983316	6119388	286
AR45-F1 AL	5888802	6119326	285
AR45-F1 RW	5888789	6119322	285
AR45-F1 SWGR	5888796	6119324	285
AR45-F2 AL	5888888	6119346	285
AR45-F2 RW	5888840	6119342	285
AR45-F2 SWGR	5888871	6119344	285
AR45-F3 AL	5889014	6119376	286
AR45-F3 RW	5888994	6119372	286
AR45-F3 SWGR	5889007	6119374	286
AR50-F1 AL	5889076	6119396	286
AR50-F1 RW	5889052	6119392	286
AR50-F1 SWGR	5889069	6119394	286
ASM-C5	6235278	6117337	299
ASM-C5 G	6235155	6117325	299
ASM-C6	6235339	6117341	300
ASM-C6 G	6235216	6117329	299
BA80	6637331	6288638	270
BK D AEE rws	6716968	6133597	335
		/pc.	
BKN120 205	5676195	6288005	208
BKN120 205	5676195	6288005	335
BKN200 350	5676201	6288007	208
BKN200 350	5676201	6288007	335
BKN50 80	5676140	6288001	208
BKN50 80	5676140	6288001	335
BKN75 125	5676188	6288003	208
BKN75 125	5676188	6288003	335

Type	GTIN	Item no.	Page
BRA 70110 EL	6735280	6133260	318
BRA 70130 EL	6735297	6133261	322
BRA 70170 EL	6735303	6133262	326
BRA AE70110 EL	6735341	6133271	319
BRA AE70130 EL	6735358	6133272	323
BRA AE70170 EL	6735365	6133273	327
BRA EB	6736539	6133616	330
BRA ERD KL	6723096	6133407	330
BRA ERD KL TW	6736522	6133615	330
BRA ERD KUP	6723102	6133408	330
BRA ERD VB TW	6735181	6133562	330
BRA ERDL FL	6735204	6133564	331
BRA ES70110 EL	6735723	6133291	320
BRA ES70130 EL	6735730	6133292	324
BRA ES70170 EL	6735747	6133293	328
BRA FWF70110 EL	6735532	6133286	319
BRA FWF70130 EL	6735709	6133287	323
BRA FWF70170 EL	6735716	6133288	327
BRA FWS70110 EL	6735501	6133281	319
BRA FWS70130 EL	6735518	6133282	323
BRA FWS70170 EL	6735525	6133283	327
BRA IE70110 EL	6735372	6133276	320
BRA IE70130 EL	6735389	6133277	324
BRA IE70170 EL	6735495	6133278	327
BRA KS	6736560	6133621	318
BRA KS	6736560	6133621	322
BRA KS	6736560	6133621	326
BRA OT 80 AE EL	6735310	6133266	319
BRA OT 80 AE EL	6735310	6133266	323
BRA OT 80 AE EL	6735310	6133266	327
BRA OT 80 EL	6735327	6133267	318
BRA OT 80 EL	6735327	6133267	322
BRA OT 80 EL	6735327	6133267	326
BRA OT 80 FW EL	6735334	6133268	319
BRA OT 80 FW EL	6735334	6133268	323
BRA OT 80 FW EL	6735334	6133268	328
BRA TW Stahl	6725694	6133178	320
BRA TW Stahl	6725694	6133178	324
BRA TW Stahl	6725694	6133178	328
BRK 1STD cws	6734368	6121002	340
BRK 1STD rws	6734375	6121004	340
BRK 2STD agr	6734412	6121016	340
BRK 2STD cws	6734399	6121012	340
BRK 2STD cwsrt	6734429	6121018	340
BRK 2STD rws	6734405	6121014	340
BRK 2STD rwsrt	6734436	6121020	340
BRK 3STD cws	6734450	6121026	341
BRK 3STD cwsrt	6734474	6121034	341
BRK 3STD rws	6734467	6121032	341
BRK 3STD rwsrt	6734481	6121036	341
BRK 700802 cws	6717866	6132735	308
BRK 700802 cws	6717866	6132735	310
BRK 700802 cws	6717866	6132735	312
BRK 700802 lgr	6717880	6132737	310
BRK 700802 lgr	6717880	6132737	312
BRK 700802 rws	6717873	6132736	308
BRK 700802 rws	6717873	6132736	310
BRK 700802 rws	6717873	6132736	312
BRK 70110 cws	6717316	6132721	308
BRK 70110 rws	6717408	6132722	308
BRK 70130 cws	6717422	6132725	310
BRK 70130 lgr	6717446	6132727	310
BRK 70130 rws	6717439	6132726	310
BRK 70170 cws	6717460	6132730	312
BRK 70170 lgr	6717484	6132732	312
BRK 70170 rws	6717477	6132731	312
BRK AE70110 cws	6717903	6132740	309
BRK AE70110 rws	6717910	6132741	309
BRK AE70130 cws	6717927	6132743	311
BRK AE70130 lgr	6717941	6132745	311
BRK AE70130 rws	6717934	6132744	311
BRK AE70170 cws	6717958	6132747	313
BRK AE70170 lgr	6717972	6132749	313
BRK AE70170 rws	6717965	6132748	313
BRK AEE3-1	6716999	6133602	334
BRK BL CEE cws	6716821	6133589	342
BRK BL CEE rws	6716913	6133591	342
BRK BSF agr	6734573	6121066	341
BRK BSF cws	6734559	6121062	341
BRK BSF rws	6734566	6121064	341
BRK CEE FL cws	6735044	6121122	341
BRK CEE FL rws	6735051	6121124	341
BRK CF1 M45 agr	6734993	6121106	343

Type	GTIN	Item no.	Page
BRK CF1 M45 cws	6734979	6121102	343
BRK CF1 M45 rws	6734986	6121104	343
BRK CF2 M45 rws	6735006	6121108	343
BRK CF3 M45 rws	6735013	6121110	343
BRK ES70110 cws	6721832	6132775	309
BRK ES70110 rws	6721849	6132776	309
BRK ES70130 cws	6721856	6132777	311
BRK ES70130 lgr	6721870	6132779	311
BRK ES70130 rws	6721863	6132778	311
BRK ES70170 cws	6721887	6132780	313
BRK ES70170 lgr	6722594	6132782	313
BRK ES70170 rws	6721894	6132781	313
BRK FR gn	6734535	6121053	341
BRK FR rot	6734528	6121052	341
BRK FR trans	6734511	6121051	341
BRK FW70110 cws	6728824	6132762	309
BRK FW70110 rws	6728831	6132763	309
BRK FW70130 cws	6728848	6132765	311
BRK FW70130 lgr	6716463	6132767	311
BRK FW70130 rws	6716456	6132766	311
BRK FW70170 cws	6716586	6132769	313
BRK FW70170 lgr	6716623	6132771	313
BRK FW70170 rws	6716616	6132770	313
BRK GD 2CEE gr	6716760	6133579	308
BRK GD 2CEE gr	6716760	6133579	310
BRK GD 2CEE gr	6716760	6133579	312
BRK GD 2CEE gr	6716760	6133579	318
BRK GD 2CEE gr	6716760	6133579	322
BRK GD 2CEE gr	6716760	6133579	326
BRK GD 2CEE gr	6716760	6133579	340
BRK GD gr	6716753	6133577	308
BRK GD gr	6716753	6133577	310
BRK GD gr	6716753	6133577	312
BRK GD gr	6716753	6133577	318
BRK GD gr	6716753	6133577	322
BRK GD gr	6716753	6133577	326
BRK GD gr	6716753	6133577	340
BRK GD UAE	6734740	6121072	342
BRK IE70110 cws	6717989	6132750	309
BRK IE70110 rws	6717996	6132751	309
BRK IE70130 cws	6728732	6132752	311
BRK IE70130 lgr	6728756	6132754	311
BRK IE70130 rws	6728749	6132753	311
BRK IE70170 cws	6728763	6132755	313
BRK IE70170 lgr	6728787	6132757	313
BRK IE70170 rws	6728770	6132756	313
BRK Key A45 agr	6734917	6121086	342
BRK Key A45 cws	6734771	6121082	342
BRK Key A45 rws	6734788	6121084	342
BRK Key B45 agr	6734948	6121092	342
BRK Key B45 rws	6734931	6121090	342
BRK KUP gr	6722723	6132798	308
BRK KUP gr	6722723	6132798	310
BRK KUP gr	6722723	6132798	312
BRK KUP gr	6722723	6132798	314
BRK SSA70110 cws	6722648	6132787	314
BRK SSA70110 rws	6722655	6132788	314
BRK SSA70130 cws	6722662	6132790	314
BRK SSA70130 lgr	6722686	6132792	314
BRK SSA70130 rws	6722679	6132791	314
BRK SSA70170 cws	6722693	6132794	314
BRK SSA70170 lgr	6722716	6132796	314
BRK SSA70170 rws	6722709	6132795	314
BRK TW	6736300	6133610	315
BRK WA70110 rws	6736683	6133641	334
BRK WA70130 rws	6722747	6132801	334
BRK WA70170 rws	6722754	6132802	334
		/pc.	
BVL	5147404	6288180	210
BVL	5147404	6288180	337
DAB-2F	5817062	6290382	249
DAB-2F	5817062	6290382	253
DAB-F RW	5448792	6290269	241
DAB-F RW	5448792	6290269	245
DB 2 rws	6734764	6121075	342
DBP130130RW	6784622	6286825	235
DBP130130WA	6784639	6286826	235
DBT130130RW	6784608	6286820	234
DBT130130WA	6784615	6286821	234

Always indicate the item number when ordering.

Type listing

Type	GTIN	Item no.	Page
		/pc.	
DTG-02C AL1	5887379	6119284	296
DTG-02C RW1	5887331	6119280	296
DTG-02C SWGR1	5887348	6119282	296
DTG-02LE AL1	5925538	6119308	299
DTG-02LE RW1	5925491	6119304	299
DTG-02LE SWGR1	5925507	6119306	299
DTG-2A AL1	5696940	6119206	294
DTG-2A RW1	5696896	6119202	294
DTG-2A SWGR1	5696902	6119204	294
DTG-2B AL1	5696971	6119212	295
DTG-2B RW1	5696957	6119208	295
DTG-2B SWGR1	5696964	6119210	295
DTG-2C AL1	5697008	6119218	293
DTG-2C RW1	5696988	6119214	293
DTG-2C SWGR1	5696995	6119216	293
DTG-2EP AL1	5697121	6119236	297
DTG-2EP RW1	5697077	6119232	297
DTG-2EP SWGR1	5697084	6119234	297
DTG-2F AL1	5697039	6119224	297
DTG-2F RW1	5697015	6119220	297
DTG-2F SWGR1	5697022	6119222	297
DTG-2PA AL1	5697060	6119230	298
DTG-2PA RW1	5697046	6119226	298
DTG-2PA SWGR1	5697053	6119228	298
DTG-2RM AL1	5887454	6119296	292
DTG-2RM RW1	5887430	6119292	292
DTG-2RM SWGR1	5887447	6119294	292
DTS-02C AL1	5887409	6119290	296
DTS-02C RW1	5887386	6119286	296
DTS-02C SWGR1	5887393	6119288	296
DTS-2A AL1	5697183	6119242	294
DTS-2A RW1	5697138	6119238	294
DTS-2A SWGR1	5697145	6119240	294
DTS-2B AL1	5697244	6119248	295
DTS-2B RW1	5697190	6119244	295
DTS-2B SWGR1	5697206	6119246	295
DTS-2C AL1	5697305	6119254	293
DTS-2C RW1	5697251	6119250	293
DTS-2C SWGR1	5697268	6119252	293
DTS-2EP AL1	5697497	6119272	297
DTS-2EP RW1	5697442	6119268	297
DTS-2EP SWGR1	5697480	6119270	297
DTS-2F AL1	5697374	6119260	298
DTS-2F RW1	5697312	6119256	298
DTS-2F SWGR1	5697329	6119258	298
DTS-2PA AL1	5697435	6119266	298
DTS-2PA RW1	5697381	6119262	298
DTS-2PA SWGR1	5697428	6119264	298
DTS-2RM AL1	5887508	6119302	292
DTS-2RM RW1	5888024	6119298	292
DTS-2RM SWGR1	5887492	6119300	292
FOOP3RW	5144762	6287060	172
FUOP3RW	5144823	6287070	173
		price/m	
GA-53100EL	6417919	6112403	56
GA-53100RW	6417902	6112400	56
GA-53130EL	6418251	6112503	60
GA-53130RW	6418213	6112500	60
GA-53165EL	6418534	6112603	64
GA-53165RW	6418503	6112600	64
GA-A70170EL	5768722	6279403	196
GA-A70170RW	5768715	6279400	196
GA-A90170EL	5769071	6279503	196
GA-A90170RW	5769064	6279500	196
		/pc.	
GA-AA70170EL	5768821	6279413	198
GA-AA70170RW	5768784	6279410	198
GA-AA90170EL	5769149	6279513	198
GA-AA90170RW	5769132	6279510	198
GA-AFF70170EL	5817956	6279433	199
GA-AFF70170RW	5817925	6279430	199
GA-AFF90170EL	5817970	6279533	199
GA-AFF90170RW	5817963	6279530	199
GA-AFS70170EL	5768876	6279423	198
GA-AFS70170RW	5768845	6279420	198
GA-AFS90170EL	5769200	6279523	199
GA-AFS90170RW	5769194	6279520	199
GA-AI70170EL	5768906	6279443	199

Type	GTIN	Item no.	Page
		/pc.	
GA-AI70170RW	5768890	6279440	199
GA-AI90170EL	5769262	6279543	200
GA-AI90170RW	5769255	6279540	200
GA-AS53100EL	6417971	6112423	57
GA-AS53100RW	6417964	6112420	57
GA-AS53130EL	6418299	6112513	61
GA-AS53130RW	6418275	6112510	61
GA-AS53165EL	6418541	6112613	65
GA-AS53165RW	6418558	6112610	65
GA-AT70170EL	5768968	6279463	200
GA-AT70170RW	5768951	6279460	200
GA-AT90170EL	5769316	6279563	200
GA-AT90170RW	5769309	6279560	200
GAD AEL	5914211	6115789	68
GAD EL Soft EL	5914419	6115935	70
GAD EL Style EL	5914457	6115955	71
GAD EL Swing EL	5914372	6115915	70
GAD ER Soft EL	5914433	6115945	71
GAD ER Style EL	5914471	6115965	71
GAD ER Swing EL	5914396	6115925	70
GAD IEL	5914297	6115795	69
GAD OTA	5914495	6115975	71
GAD OTD LGR	5914518	6115982	72
GAD OTD RW	5914501	6115980	72
GAD OTD SW	5914525	6115985	72
GAD SB	5914532	6115995	72
		price/m	
GAD UEL	5914075	6115775	68
GA-D90210EL	5769507	6279603	202
GA-D90210RW	5769491	6279600	202
		/pc.	
GA-DA90210EL	5769606	6279613	203
GA-DA90210RW	5769569	6279610	203
GA-DF90210EL	5769668	6279623	204
GA-DF90210RW	5769620	6279620	204
GA-DI90210EL	5769729	6279643	204
GA-DI90210RW	5769682	6279640	204
GA-DT90210EL	5769774	6279663	204
GA-DT90210RW	5769743	6279660	204
GA-E70110EL	5768340	6279273	184
GA-E70110RW	5768302	6279270	184
GA-E70130EL	5768661	6279373	190
GA-E70130RW	5768654	6279370	190
GA-E70170EL	5818885	6279473	194
GA-E70170EL	5818885	6279473	200
GA-E70170RW	5769002	6279470	194
GA-E70170RW	5769002	6279470	200
GA-E90130EL	5897187	6276973	190
GA-E90130RW	5897224	6276970	190
GA-E90170EL	5769378	6279573	200
GA-E90170RW	5769361	6279570	200
GA-E90210EL	5769798	6279673	204
GA-E90210RW	5769804	6279670	204
GA-FS53100EL	6418039	6112443	56
GA-FS53100RW	6418022	6112440	56
GA-FS53130EL	6418367	6112533	60
GA-FS53130RW	6418350	6112530	60
GA-FS53165EL	6418626	6112633	64
GA-FS53165RW	6418619	6112630	64
GA-IS53100EL	6418008	6112433	57
GA-IS53100RW	6417995	6112430	57
GA-IS53130EL	6418336	6112523	61
GA-IS53130RW	6418329	6112520	61
GA-IS53165EL	6418596	6112623	65
GA-IS53165RW	6418572	6112620	65
		price/pac	
GA-KUP70	5769989	6279701	182
GA-KUP70	5769989	6279701	186
GA-KUP70	5769989	6279701	192
GA-KUP70	5769989	6279701	196
GA-KUP90	5770022	6279704	186
GA-KUP90	5770022	6279704	196
GA-KUP90	5770022	6279704	202
		price/m	
GA-OT45EL	6417933	6112413	58
GA-OT45EL	6417933	6112413	62

Type	GTIN	Item no.	Page
		price/m	
GA-OT45EL	6417933	6112413	66
GA-OT45RW	6417926	6112410	58
GA-OT45RW	6417926	6112410	62
GA-OT45RW	6417926	6112410	66
		/pc.	
GA-OTAEL	5776154	6279727	183
GA-OTAEL	5776154	6279727	188
GA-OTAEL	5776154	6279727	193
GA-OTAEL	5776154	6279727	198
GA-OTAEL	5776154	6279727	203
GA-OTARW	5776147	6279725	183
GA-OTARW	5776147	6279725	188
GA-OTARW	5776147	6279725	193
GA-OTARW	5776147	6279725	198
GA-OTARW	5776147	6279725	203
		price/m	
GA-OTEL	5770091	6279723	263
GA-OTEL	5770091	6279723	183
GA-OTEL	5770091	6279723	187
GA-OTEL	5770091	6279723	193
GA-OTEL	5770091	6279723	197
GA-OTEL	5770091	6279723	203
GA-OTEL 100	7261504	6279733	183
GA-OTEL 100	7261504	6279733	187
GA-OTEL 100	7261504	6279733	193
GA-OTEL 100	7261504	6279733	197
GA-OTEL 100	7261504	6279733	203
GA-OTEL 100	7261504	6279733	263
		/pc.	
GA-OTFEL	5776192	6279736	184
GA-OTFEL	5776192	6279736	189
GA-OTFEL	5776192	6279736	194
GA-OTFEL	5776192	6279736	199
GA-OTFEL	5776192	6279736	204
GA-OTFRW	5776161	6279734	184
GA-OTFRW	5776161	6279734	189
GA-OTFRW	5776161	6279734	194
GA-OTFRW	5776161	6279734	199
GA-OTFRW	5776161	6279734	204
		price/m	
GA-OTRW	5770084	6279720	183
GA-OTRW	5770084	6279720	187
GA-OTRW	5770084	6279720	193
GA-OTRW	5770084	6279720	197
GA-OTRW	5770084	6279720	203
GA-OTRW 100	7261528	6279715	183
GA-OTRW 100	7261528	6279715	187
GA-OTRW 100	7261528	6279715	193
GA-OTRW 100	7261528	6279715	197
GA-OTRW 100	7261528	6279715	203
		price/m	
GA-S70110EL	5768067	6279203	182
GA-S70110RW	5768050	6279200	182
GA-S70130EL	5768401	6279303	186
GA-S70130RW	5768364	6279300	186
GA-S70170EL	5842545	6279103	192
GA-S70170RW	5842552	6279100	192
GA-S90130EL	5897064	6276903	186
GA-S90130RW	5897071	6276900	186
		/pc.	
GA-SA70110EL	5768128	6279213	183
GA-SA70110RW	5768111	6279210	183
GA-SA70130EL	5768463	6279313	188
GA-SA70130RW	5768456	6279310	188
GA-SA70170EL	5842583	6279113	193
GA-SA70170RW	5842590	6279110	193
GA-SA90130EL	5897088	6276913	188
GA-SA90130RW	5897095	6276910	188
GA-SF70110EL	5768173	6279223	184
GA-SF70110RW	5768166	6279220	184
GA-SF70130EL	5768524	6279323	188
GA-SF70130RW	5768487	6279320	188
GA-SF70170EL	5842613	6279123	194
GA-SF70170RW	5842620	6279121	194
GA-SF90130EL	5897101	6276923	189
GA-SF90130RW	5897118	6276920	189
GA-SI70110EL	5768227	6279243	184
GA-SI70110RW	5768210	6279240	184
GA-SI70130EL	5768579	6279343	189
GA-SI70130RW	5768548	6279340	189
GA-SI70170EL	5842644	6279143	194
GA-SI70170RW	5842651	6279140	194

Type	GTIN	Item no.	Page
		/pc.	
GA-SI90130EL	5897125	6276943	189
GA-SI90130RW	5897156	6276940	189
GA-ST70110EL	5768289	6279263	184
GA-ST70110RW	5768241	6279260	184
GA-ST70130EL	5768609	6279363	189
GA-ST70130RW	5768593	6279360	189
GA-ST70170EL	5842675	6279163	194
GA-ST70170RW	5842682	6279160	194
GA-ST90130EL	5897163	6276963	190
GA-ST90130RW	5897170	6276960	190
		price/m	
GA-TW70	5770039	6279711	185
GA-TW70	5770039	6279711	190
GA-TW70	5770039	6279711	195
GA-TW70	5770039	6279711	201
GA-TW70	5770039	6279711	233
GA-TW70	5770039	6279711	237
GA-TW90	5770046	6279714	191
GA-TW90	5770046	6279714	201
GA-TW90	5770046	6279714	205
		/pc.	
G-AWAG70110RW	5666929	6278840	216
G-AWAG70110RW	5666929	6278840	233
G-AWAG70130RW	5666974	6278850	216
G-AWAG70170RW	5667025	6278860	216
G-AWAG70210RW	5667094	6278870	217
G-AWAG90110RW	5667384	6279020	216
G-AWAG90130RW	5667476	6279030	216
G-AWAG90170RW	5667520	6279040	217
G-AWAG90210RW	5667599	6279050	217
G-AWAO70110RW	5666585	6278800	214
G-AWAO70130RW	5666660	6278810	214
G-AWAO70170RW	5666776	6278820	215
G-AWAO70210RW	5666875	6278830	215
G-AWAO90110RW	5667148	6278880	214
G-AWAO90130RW	5667216	6278890	215
G-AWAO90170RW	5667261	6279000	215
G-AWAO90210RW	5667315	6279010	215
GEK-AKU45	6211456	6116752	71
		price/m	
GEK-SA133110RW	5137337	6282700	170
		/pc.	
GEK-SAA133110RW	5137405	6282710	172
GEK-SAFF133110RW	5137528	6282730	172
GEK-SAFS133110RW	5137467	6282720	172
GEK-SAIS133110RW	5137580	6282740	173
GEK-SEL133110RW	5137740	6282870	173
GEK-SER133110RW	5137672	6282770	173
		price/m	
GK-53100LGR	6419074	6113002	38
GK-53100RW	6419036	6113000	38
GK-53130LGR	6419395	6113202	42
GK-53130RW	6419388	6113200	42
GK-53165LGR	6419920	6113402	46
GK-53165RW	6419913	6113400	46
GK-70110CW	5656333	6274301	80
GK-70110LGR	5656340	6274302	80
GK-70110RW	5655473	6274300	80
GK-70130CW	5656746	6274501	84
GK-70130LGR	5656753	6274502	84
GK-70130RW	5656739	6274500	84
GK-70170CW	5657057	6274701	88
GK-70170LGR	5657064	6274702	88
GK-70170RW	5657040	6274700	88
		/pc.	
GK-A70110CW	5656432	6274311	81
GK-A70110LGR	5656449	6274312	81
GK-A70110RW	5656401	6274310	81
GK-A70130CW	5656807	6274511	85
GK-A70130LGR	5656814	6274512	85
GK-A70130RW	5656791	6274510	85
GK-A70170CW	5657118	6274711	89
GK-A70170LGR	5657125	6274712	89
GK-A70170RW	5657101	6274710	89
GK-AH53100AL	6417988	6113054	57
GK-AH53100LGR	6419210	6113052	39
GK-AH53100RW	6419203	6113050	39

Always indicate the item number when ordering.

Type listing

Type	GTIN	Item no.	Page
		/pc.	
GK-AH53100RW	6419203	6113050	57
GK-AH53130AL	6418305	6113234	61
GK-AH53130LGR	6419500	6113232	43
GK-AH53130RW	6419470	6113230	43
GK-AH53130RW	6419470	6113230	61
GK-AH53165AL	6418565	6113424	65
GK-AH53165LGR	6419982	6113422	47
GK-AH53165RW	6419975	6113420	47
GK-AH53165RW	6419975	6113420	65
GK-AH70110CW	5846406	6274211	81
GK-AH70110CW	5846406	6274211	108
GK-AH70110LGR	5846413	6274212	81
GK-AH70110LGR	5846413	6274212	108
GK-AH70110RW	5846390	6274210	81
GK-AH70110RW	5846390	6274210	108
GK-AH70110RW	5846390	6274210	117
GK-AH70130CW	5846673	6274411	85
GK-AH70130LGR	5846680	6274412	85
GK-AH70130RW	5846666	6274410	85
GK-AH70130RW	5846666	6274410	95
GK-AH70130RW	5846666	6274410	121
GK-AH70130RW	5846666	6274410	125
GK-AH70170CW	5846918	6274611	89
GK-AH70170LGR	5846925	6274612	89
GK-AH70170RW	5846901	6274610	89
GK-AH70170RW	5846901	6274610	99
GK-AH70170RW	5846901	6274610	133
GK-AH70170RW	5846901	6274610	141
GK-AH70170RW	5846901	6274610	148
GK-AH70210RW	5847144	6273910	157
GK-AH70210RW	5847144	6273910	164
GK-AS53100LGR	6419197	6113042	39
GK-AS53100RW	6419173	6113040	39
GK-AS53130LGR	6419463	6113222	43
GK-AS53130RW	6419456	6113220	43
GK-AS53165LGR	6419944	6113412	47
GK-AS53165RW	6419937	6113410	47
GK-E53100AL	6418206	6113114	58
GK-E53100LGR	6419371	6113112	40
GK-E53100RW	6419357	6113110	40
GK-E53100RW	6419357	6113110	58
GK-E53130AL	6418381	6113284	62
GK-E53130LGR	6419661	6113282	44
GK-E53130RW	6419647	6113280	44
GK-E53130RW	6419647	6113280	62
GK-E53165AL	6418657	6113474	66
GK-E53165LGR	6420124	6113472	48
GK-E53165RW	6420117	6113470	48
GK-E53165RW	6420117	6113470	66
GK-E70110CW	5656647	6274371	83
GK-E70110LGR	5656678	6274372	83
GK-E70110RW	5656630	6274370	83
GK-E70110RW	5656630	6274370	185
GK-E70110WA	5842705	6274374	185
GK-E70130CW	5656968	6274571	87
GK-E70130LGR	5656975	6274572	87
GK-E70130RW	5656951	6274570	87
GK-E70130RW	5656951	6274570	190
GK-E70130WA	5842712	6274574	190
GK-E70170CW	5657279	6274771	91
GK-E70170LGR	5657286	6274772	91
GK-E70170RW	5657262	6274770	91
GK-E70170RW	5657262	6274770	195
GK-E70170RW	5657262	6274770	201
GK-E70170WA	5842729	6274774	195
GK-E70170WA	5842729	6274774	201
GK-F70110CW	5656463	6274321	82
GK-F70110LGR	5656494	6274322	82
GK-F70110RW	5655664	6274320	82
GK-F70130CW	5656845	6274521	86
GK-F70130LGR	5656852	6274522	86
GK-F70130RW	5656838	6274520	86
GK-F70170CW	5657156	6274721	90
GK-F70170LGR	5657163	6274722	90
GK-F70170RW	5657149	6274720	90
GK-FH53100AL	6418046	6113094	56
GK-FH53100LGR	6419319	6113092	38
GK-FH53100RW	6419296	6113090	38
GK-FH53100RW	6419296	6113090	56
GK-FH53130AL	6418374	6113274	60
GK-FH53130LGR	6419630	6113272	42

Type	GTIN	Item no.	Page
		/pc.	
GK-FH53130RW	6419616	6113270	42
GK-FH53130RW	6419616	6113270	60
GK-FH53165AL	6418633	6113464	64
GK-FH53165LGR	6420100	6113462	46
GK-FH53165RW	6420094	6113460	46
GK-FH53165RW	6420094	6113460	64
GK-FH70110CW	5846581	6274221	82
GK-FH70110LGR	5846598	6274222	82
GK-FH70110RW	5846574	6274220	82
GK-FH70110RW	5846574	6274220	109
GK-FH70130CW	5846826	6274421	86
GK-FH70130LGR	5846833	6274422	86
GK-FH70130RW	5846819	6274420	86
GK-FH70130RW	5846819	6274420	95
GK-FH70130RW	5846819	6274420	118
GK-FH70130RW	5846819	6274420	126
GK-FH70170CW	5847069	6274621	90
GK-FH70170LGR	5847076	6274622	90
GK-FH70170RW	5847052	6274620	90
GK-FH70170RW	5847052	6274620	99
GK-FH70170RW	5847052	6274620	134
GK-FH70170RW	5847052	6274620	142
GK-FH70170RW	5847052	6274620	149
GK-FH70210RW	5847298	6273920	158
GK-FH70210RW	5847298	6273920	165
GK-FS53100LGR	6419289	6113082	38
GK-FS53100RW	6419272	6113080	38
GK-FS53130LGR	6419609	6113262	42
GK-FS53130RW	6419586	6113260	42
GK-FS53165LGR	6420063	6113452	46
GK-FS53165RW	6420056	6113450	46
		price/m	
GKH-70130RW	6450824	6114200	94
GKH-70170RW	6451180	6114300	98
		/pc.	
GKH-A70130RW	6450848	6114220	95
GKH-A70170RW	6451197	6114320	99
GKH-E70130RW	6451166	6114280	97
GKH-E70170RW	6451364	6114380	101
GKH-F70130RW	6450909	6114240	96
GKH-F70170RW	6451241	6114340	100
GKH-I70130RW	6451012	6114260	96
GKH-I70170RW	6451296	6114360	100
GKH-OTGARW	6450893	6114230	95
GKH-OTGARW	6450893	6114230	99
GKH-OTGFRW	6450930	6114250	96
GKH-OTGFRW	6450930	6114250	100
		price/m	
GKH-OTGRW	6450831	6114210	95
GKH-OTGRW	6450831	6114210	99
		/pc.	
GKH-T70130RW	6451111	6114270	96
GKH-T70170RW	6451319	6114370	100
		price/m	
GKH-TW70	6451173	6114290	97
GKH-TW70	6451173	6114290	101
		/pc.	
GK-I70110CW	5656524	6274341	82
GK-I70110LGR	5656555	6274342	82
GK-I70110RW	5656517	6274340	82
GK-I70130CW	5656883	6274541	86
GK-I70130LGR	5656890	6274542	86
GK-I70130RW	5656876	6274540	86
GK-I70170CW	5657194	6274741	90
GK-I70170LGR	5657200	6274742	90
GK-I70170RW	5657187	6274740	90
GK-IH53100AL	6418015	6113074	57
GK-IH53100LGR	6419265	6113072	39
GK-IH53100RW	6419258	6113070	39
GK-IH53100RW	6419258	6113070	57
GK-IH53130AL	6418312	6113254	61
GK-IH53130LGR	6419562	6113252	43
GK-IH53130RW	6419555	6113250	43
GK-IH53130RW	6419555	6113250	61
GK-IH53165AL	6418602	6113444	65
GK-IH53165LGR	6420049	6113442	47
GK-IH53165RW	6420032	6113440	47
GK-IH53165RW	6420032	6113440	65
GK-IH70110CW	5846482	6274241	82
GK-IH70110LGR	5846512	6274282	82
GK-IH70110RW	5846475	6274240	82

Type	GTIN	Item no.	Page
		/pc.	
GK-IH70110RW	5846475	6274240	110
GK-IH70130CW	5846765	6274441	86
GK-IH70130LGR	5846772	6274442	86
GK-IH70130RW	5846727	6274440	86
GK-IH70130RW	5846727	6274440	96
GK-IH70130RW	5846727	6274440	119
GK-IH70130RW	5846727	6274440	127
GK-IH70170CW	5847007	6274641	90
GK-IH70170LGR	5847014	6274642	90
GK-IH70170RW	5846963	6274640	90
GK-IH70170RW	5846963	6274640	100
GK-IH70170RW	5846963	6274640	135
GK-IH70170RW	5846963	6274640	143
GK-IH70170RW	5846963	6274640	151
GK-IH70210RW	5847205	6273940	159
GK-IH70210RW	5847205	6273940	167
GK-IS53100LGR	6419234	6113062	39
GK-IS53100RW	6419227	6113060	39
GK-IS53130LGR	6419531	6113242	43
GK-IS53130RW	6419517	6113240	43
GK-IS53165LGR	6420001	6113432	47
GK-IS53165RW	6419999	6113430	47
GK-KS45-1AL	6417940	6113024	56
GK-KS45-1AL	6417940	6113024	64
GK-KS45-1LGR	6419142	6113022	38
GK-KS45-1LGR	6419142	6113022	46
GK-KS45-1RW	6419111	6113020	38
GK-KS45-1RW	6419111	6113020	46
GK-KS45-1RW	6419111	6113020	56
GK-KS45-1RW	6419111	6113020	60
GK-KS45-1RW	6419111	6113020	64
GK-KS45-2AL	6418268	6113214	60
GK-KS45-2LGR	6419432	6113212	42
GK-KS45-2RW	6419418	6113210	42
		price/pac	
GK-KUP	5657033	6274650	80
GK-KUP	5657033	6274650	84
GK-KUP	5657033	6274650	88
GK-KUP	5657033	6274650	94
GK-KUP	5657033	6274650	98
		price/m	
GK-OT45LGR	6419104	6113012	40
GK-OT45LGR	6419104	6113012	44
GK-OT45LGR	6419104	6113012	48
GK-OT45RW	6419081	6113010	40
GK-OT45RW	6419081	6113010	44
GK-OT45RW	6419081	6113010	48
		/pc.	
GK-OTGACW	5657347	6274791	81
GK-OTGACW	5657347	6274791	85
GK-OTGACW	5657347	6274791	89
GK-OTGALGR	5657354	6274792	81
GK-OTGALGR	5657354	6274792	85
GK-OTGALGR	5657354	6274792	89
GK-OTGARW	5657309	6274790	81
GK-OTGARW	5657309	6274790	85
GK-OTGARW	5657309	6274790	89
GK-OTGARW	5657309	6274790	108
GK-OTGARW	5657309	6274790	117
GK-OTGARW	5657309	6274790	125
GK-OTGARW	5657309	6274790	133
GK-OTGARW	5657309	6274790	141
GK-OTGARW	5657309	6274790	157
GK-OTGARW	5657309	6274790	165
		price/m	
GK-OTGCW	5666417	6278681	81
GK-OTGCW	5666417	6278681	85
GK-OTGCW	5666417	6278681	89
		/pc.	
GK-OTGFCW	5656708	6274491	82
GK-OTGFCW	5656708	6274491	86
GK-OTGFCW	5656708	6274491	90
GK-OTGFLGR	5656715	6274492	82
GK-OTGFLGR	5656715	6274492	86
GK-OTGFLGR	5656715	6274492	90
GK-OTGFRW	5656692	6274490	82
GK-OTGFRW	5656692	6274490	86
GK-OTGFRW	5656692	6274490	90
GK-OTGFRW	5656692	6274490	109
GK-OTGFRW	5656692	6274490	118
GK-OTGFRW	5656692	6274490	127

Type	GTIN	Item no.	Page
		/pc.	
GK-OTGFRW	5656692	6274490	134
GK-OTGFRW	5656692	6274490	143
GK-OTGFRW	5656692	6274490	159
GK-OTGFRW	5656692	6274490	167
		price/m	
GK-OTGLGR	5666424	6278682	81
GK-OTGLGR	5666424	6278682	85
GK-OTGLGR	5666424	6278682	89
GK-OTGO	6036233	6278690	212
GK-OTGRW	5666400	6278680	81
GK-OTGRW	5666400	6278680	85
GK-OTGRW	5666400	6278680	89
GK-OTGRW	5666400	6278680	107
GK-OTGRW	5666400	6278680	116
GK-OTGRW	5666400	6278680	124
GK-OTGRW	5666400	6278680	132
GK-OTGRW	5666400	6278680	140
GK-OTGRW	5666400	6278680	156
GK-OTGRW	5666400	6278680	164
GK-OTGRW	5666400	6278680	171
GK-OTKCW	5666547	6278781	81
GK-OTKCW	5666547	6278781	85
GK-OTKCW	5666547	6278781	89
GK-OTKKPI	6036271	6278790	212
GK-OTKLGR	5666554	6278782	81
GK-OTKLGR	5666554	6278782	85
GK-OTKLGR	5666554	6278782	89
GK-OTKRW	5666530	6278780	81
GK-OTKRW	5666530	6278780	85
GK-OTKRW	5666530	6278780	89
GK-OTKRW	5666530	6278780	107
GK-OTKRW	5666530	6278780	116
GK-OTKRW	5666530	6278780	124
GK-OTKRW	5666530	6278780	132
GK-OTKRW	5666530	6278780	140
GK-OTKRW	5666530	6278780	156
GK-OTKRW	5666530	6278780	164
GK-OTKRW	5666530	6278780	171
		/pc.	
GK-OTSA45AL	6417957	6113034	58
GK-OTSA45AL	6417957	6113034	62
GK-OTSA45AL	6417957	6113034	66
GK-OTSA45LGR	6419166	6113032	40
GK-OTSA45LGR	6419166	6113032	44
GK-OTSA45LGR	6419166	6113032	48
GK-OTSA45RW	6419159	6113030	40
GK-OTSA45RW	6419159	6113030	44
GK-OTSA45RW	6419159	6113030	48
GK-OTSA45RW	6419159	6113030	58
GK-OTSA45RW	6419159	6113030	62
GK-OTSA45RW	6419159	6113030	66
GK-T70110CW	5656586	6274361	83
GK-T70110LGR	5656616	6274362	83
GK-T70110RW	5656579	6274360	83
GK-T70130CW	5656920	6274561	87
GK-T70130LGR	5656937	6274562	87
GK-T70130RW	5656913	6274560	87
GK-T70170CW	5657231	6274761	91
GK-T70170LGR	5657248	6274762	91
GK-T70170RW	5657224	6274760	91
GK-TA WDK 1AL	6418398	6113314	58
GK-TA WDK 1AL	6418398	6113314	66
GK-TA WDK 1LGR	6419869	6113312	40
GK-TA WDK 1LGR	6419869	6113312	48
GK-TA WDK 1RW	6419845	6113310	40
GK-TA WDK 1RW	6419845	6113310	48
GK-TA WDK 1RW	6419845	6113310	58
GK-TA WDK 1RW	6419845	6113310	66
GK-TA WDK 2AL	6418428	6113324	62
GK-TA WDK 2LGR	6419883	6113322	44
GK-TA WDK 2RW	6419876	6113320	44
GK-TA WDK 2RW	6419876	6113320	62
GK-TR53100AL	6418176	6113104	58
GK-TR53100LGR	6419340	6113102	39
GK-TR53100RW	6419333	6113100	39
GK-TR53100RW	6419333	6113100	58
GK-TR53130AL	6418411	6113304	62
GK-TR53130LGR	6419821	6113302	43
GK-TR53130RW	6419814	6113300	43
GK-TR53130RW	6419814	6113300	62
GK-TR53165AL	6418664	6113484	66
GK-TR53165LGR	6420162	6113482	47

Always indicate the item number when ordering.

Type listing

Type	GTIN	Item no.	Page
		/pc.	
GK-TR53165RW	6420155	6113480	47
GK-TR53165RW	6420155	6113480	66
		price/m	
GK-TW53	6419685	6113290	40
GK-TW53	6419685	6113290	44
GK-TW53	6419685	6113290	48
GK-TW53	6419685	6113290	59
GK-TW53	6419685	6113290	63
GK-TW53	6419685	6113290	67
GK-TW70	5658122	6274900	83
GK-TW70	5658122	6274900	87
GK-TW70	5658122	6274900	91
GK-TW70	5658122	6274900	263
		/pc.	
G-KWAG70170RW	5657880	6274870	214
G-KWAG70210RW	5657958	6274880	214
G-KWAO70110RW	5657408	6274810	212
G-KWAO70130RW	5657477	6274820	212
G-KWAO70170RW	5657545	6274830	213
G-KWAO70210RW	5657644	6274840	213
G-KWAO90110RW	5658139	6274910	212
G-KWAO90130RW	5658207	6274920	213
G-KWAO90170RW	5658306	6274930	213
G-KWAO90210RW	5658375	6274940	213
		price/m	
GS-A70130RW	5661139	6277400	122
GS-A70170RW	5662945	6277800	138
GS-A70210RW	5663744	6278000	154
GS-A90130RW	5661740	6277500	122
GS-A90170RW	5663317	6277900	138
GS-A90210RW	5664109	6278100	154
		/pc.	
GS-AA70130RW	5661269	6277410	125
GS-AA70170RW	5663034	6277810	141
GS-AA70210RW	5663812	6278010	157
GS-AA90130RW	5661900	6277510	125
GS-AA90170RW	5663409	6277910	141
GS-AA90210RW	5664178	6278110	157
GS-AFF70130RW	5661443	6277430	126
GS-AFF70170RW	5663140	6277830	142
GS-AFF70210RW	5663904	6278030	158
GS-AFF90130RW	5662020	6277530	126
GS-AFF90170RW	5663539	6277930	142
GS-AFF90210RW	5664260	6278130	158
GS-AFS70130RW	5661375	6277420	126
GS-AFS70170RW	5663102	6277820	142
GS-AFS70210RW	5663867	6278020	158
GS-AFS90130RW	5661986	6277520	126
GS-AFS90170RW	5663478	6277920	142
GS-AFS90210RW	5664222	6278120	158
GS-AI70130RW	5661559	6277440	127
GS-AI70170RW	5663195	6277840	143
GS-AI70210RW	5663959	6278050	159
GS-AI90130RW	5662075	6277540	127
GS-AI90170RW	5663607	6277940	143
GS-AI90210RW	5664376	6278140	159
GS-AT70130RW	5661665	6277460	128
GS-AT70170RW	5663249	6277860	144
GS-AT70210RW	5664000	6278060	160
GS-AT90130RW	5662129	6277560	128
GS-AT90170RW	5663690	6277960	144
GS-AT90210RW	5664482	6278160	160
		price/m	
GS-D70170RW	5664666	6278200	146
GS-D70210RW	5665557	6278400	162
GS-D90170RW	5665137	6278300	146
GS-D90210RW	5666097	6278500	162
		/pc.	
GS-DA70170RW	5664789	6278210	149
GS-DA70210RW	5665625	6278410	165
GS-DA90170RW	5665205	6278310	149
GS-DA90210RW	5666165	6278510	165
GS-DFF70170RW	5664901	6278230	150
GS-DFF70210RW	5665816	6278430	166
GS-DFF90170RW	5665335	6278330	150
GS-DFF90210RW	5666257	6278530	166
GS-DFS70170RW	5664833	6278220	150
GS-DFS70210RW	5665700	6278420	166
GS-DFS90170RW	5665250	6278320	150
GS-DFS90210RW	5666219	6278520	166

Type	GTIN	Item no.	Page
		/pc.	
GS-DI70170RW	5664987	6278240	151
GS-DI70210RW	5665939	6278440	167
GS-DI90170RW	5665458	6278340	151
GS-DI90210RW	5666301	6278540	167
GS-DT70170RW	5665083	6278260	151
GS-DT70210RW	5666042	6278460	167
GS-DT90170RW	5665502	6278360	152
GS-DT90210RW	5666356	6278560	168
GS-E70110RW	5659228	6277070	111
GS-E70130RW	5660484	6277270	120
GS-E70130RW	5660484	6277270	128
GS-E70170RW	5662464	6277670	136
GS-E70170RW	5662464	6277670	144
GS-E70170RW	5662464	6277670	152
GS-E70210RW	5664055	6278070	160
GS-E70210RW	5664055	6278070	168
GS-E90110RW	5659921	6277170	111
GS-E90130RW	5661023	6277370	120
GS-E90130RW	5661023	6277370	128
GS-E90170RW	5662877	6277770	136
GS-E90170RW	5662877	6277770	144
GS-E90170RW	5662877	6277770	152
GS-E90210RW	5664567	6278170	160
GS-E90210RW	5664567	6278170	168
		price/pac	
GS-KUP70	5660590	6277290	105
GS-KUP70	5660590	6277290	114
GS-KUP70	5660590	6277290	122
GS-KUP70	5660590	6277290	130
GS-KUP70	5660590	6277290	138
GS-KUP70	5660590	6277290	146
GS-KUP70	5660590	6277290	154
GS-KUP70	5660590	6277290	162
GS-KUP90	5700852	6277294	105
GS-KUP90	5700852	6277294	114
GS-KUP90	5700852	6277294	122
GS-KUP90	5700852	6277294	130
GS-KUP90	5700852	6277294	138
GS-KUP90	5700852	6277294	146
GS-KUP90	5700852	6277294	154
GS-KUP90	5700852	6277294	162
		/pc.	
GS-OT50ARW	5681038	6279890	149
GS-OT50FRW	5681090	6279990	151
		price/m	
GS-OT50RW	5680925	6279880	148
		/pc.	
GS-OTARW	5696056	6279870	117
GS-OTARW	5696056	6279870	125
GS-OTARW	5696056	6279870	133
GS-OTARW	5696056	6279870	141
GS-OTARW	5696056	6279870	149
GS-OTARW	5696056	6279870	157
GS-OTARW	5696056	6279870	165
GS-OTARW	5696056	6279870	108
GS-OTFRW	5695936	6279860	109
GS-OTFRW	5695936	6279860	118
GS-OTFRW	5695936	6279860	127
GS-OTFRW	5695936	6279860	134
GS-OTFRW	5695936	6279860	143
GS-OTFRW	5695936	6279860	150
GS-OTFRW	5695936	6279860	159
GS-OTFRW	5695936	6279860	166
		price/m	
GS-OTRW	5695813	6279850	106
GS-OTRW	5695813	6279850	115
GS-OTRW	5695813	6279850	123
GS-OTRW	5695813	6279850	131
GS-OTRW	5695813	6279850	139
GS-OTRW	5695813	6279850	147
GS-OTRW	5695813	6279850	155
GS-OTRW	5695813	6279850	163
GS-OTRW	5695813	6279850	171
		/pc.	
GS-OTRW 100	5381341	6286930	106
GS-OTRW 100	5381341	6286930	115
GS-OTRW 100	5381341	6286930	124
GS-OTRW 100	5381341	6286930	131
GS-OTRW 100	5381341	6286930	139
GS-OTRW 100	5381341	6286930	147

Type	GTIN	Item no.	Page
		/pc.	
GS-OTRW 100	5381341	6286930	155
GS-OTRW 100	5381341	6286930	169
GS-OTRW 100	5381341	6286930	171
		price/m	
GS-S70110RW	5658726	6277000	105
GS-S70130RW	5660002	6277200	114
GS-S70170RW	5662174	6277600	130
GS-S90110RW	5659389	6277100	105
GS-S90130RW	5660606	6277300	114
GS-S90170RW	5662518	6277700	130
		/pc.	
GS-SA70110RW	5658856	6277010	108
GS-SA70130RW	5660163	6277210	117
GS-SA70170RW	5662242	6277610	133
GS-SA90110RW	5659518	6277110	108
GS-SA90130RW	5660767	6277310	117
GS-SA90170RW	5662587	6277710	133
GS-SFS70110RW	5658962	6277020	109
GS-SFS70130RW	5660248	6277220	118
GS-SFS70170RW	5662310	6277620	134
GS-SFS90110RW	5659624	6277120	109
GS-SFS90130RW	5660811	6277320	118
GS-SFS90170RW	5662631	6277720	134
GS-SI70110RW	5659044	6277040	110
GS-SI70130RW	5660323	6277240	119
GS-SI70170RW	5662365	6277640	135
GS-SI90110RW	5659709	6277140	110
GS-SI90130RW	5660866	6277340	119
GS-SI90170RW	5662709	6277740	135
GS-ST70110RW	5659150	6277060	110
GS-ST70130RW	5660408	6277260	119
GS-ST70170RW	5662419	6277660	135
GS-ST90110RW	5659815	6277160	110
GS-ST90130RW	5660941	6277360	119
GS-ST90170RW	5662754	6277760	135
		price/m	
GS-TW70	5659334	6277090	111
GS-TW70	5659334	6277090	120
GS-TW70	5659334	6277090	128
GS-TW70	5659334	6277090	136
GS-TW70	5659334	6277090	144
GS-TW70	5659334	6277090	152
GS-TW70	5659334	6277090	160
GS-TW70	5659334	6277090	168
GS-TW90	5659341	6277095	111
GS-TW90	5659341	6277095	120
GS-TW90	5659341	6277095	129
GS-TW90	5659341	6277095	136
GS-TW90	5659341	6277095	145
GS-TW90	5659341	6277095	152
GS-TW90	5659341	6277095	161
GS-TW90	5659341	6277095	168
		/pc.	
G-SVS70110RW	5667667	6279760	107
G-SVS70130RW	5667704	6279764	116
G-SVS70130RW	5667704	6279764	124
G-SVS70170RW	5667742	6279768	132
G-SVS70170RW	5667742	6279768	140
G-SVS70170RW	5667742	6279768	148
G-SVS70210RW	5667780	6279772	156
G-SVS70210RW	5667780	6279772	164
G-SVS90110RW	5667827	6279776	107
G-SVS90130RW	5667865	6279780	116
G-SVS90130RW	5667865	6279780	124
G-SVS90170RW	5667902	6279784	132
G-SVS90170RW	5667902	6279784	140
G-SVS90170RW	5667902	6279784	148
G-SVS90210RW	5667940	6279788	156
G-SVS90210RW	5667940	6279788	164
HAT30	5465249	6290201	270
IKR12RW70170	6691531	6288328	278
IKR12RW70210	6691555	6288334	278
IKR12RW90170	6691548	6288330	278
IKR12RW90210	6691562	6288336	279
IKR12S	6711901	6288348	279
		/pc.	
IKR4RW	5616559	6288365	278

Type	GTIN	Item no.	Page
		/pc.	
IKR-6 RW	5889373	6119319	278
IOP3RW	5144885	6287080	173
ISS110100FEL	5477402	6289043	244
ISS110100FRW	5477013	6289040	244
ISS110100REL	5477426	6289063	242
ISS110100RRW	5477037	6289060	242
ISS130130EL	6770472	6289405	234
ISS130130RW	6770489	6289407	234
		/pc.	
ISS140100FEL	5477020	6289053	248
ISS140100FRW	5477419	6289050	248
ISS140100REL	5477044	6289073	246
ISS140100RRW	5477433	6289070	246
ISS140110EL	5160908	6288963	236
ISS140110RW	5160861	6288960	236
ISS160160APKTS	6427451	6290456	263
ISS160160AS HRO	6191512	6290423	264
ISS160160AS WA	6191505	6290422	264
ISS160160BP	6191499	6290416	264
ISS160160DB WA	6191529	6290436	264
ISS160160DLA	6258659	6290495	264
ISS160160IP4 EL	6191468	6290404	262
ISS160160IP6 EL	6191451	6290406	262
ISS70110EL	5160748	6288943	232
ISS70110RW	5160731	6288940	232
ISS70110STKRW	5809142	6286540	224
ISS70110STSRW	5809135	6286530	224
ISS98B	5144045	6286800	225
ISS98KF	5144052	6286802	225
ISSBP110100RW	5816966	6290330	242
ISSBP110100WA	5816980	6290331	242
ISSBP140100RW	5816997	6290336	246
ISSBP140100WA	5817000	6290337	246
ISSBP140110RW	5161752	6290130	236
ISSBP140110WA	5161769	6290134	236
ISSBP70110RW	5161578	6290100	232
ISSBP70110WA	5161585	6290104	232
ISSBP70140RW	5161691	6290120	230
ISSBP70140RW	5161691	6290120	226
ISSBP70140RW	5161691	6290120	228
ISSBP70140WA	5161707	6290124	230
ISSBP70140WA	5161707	6290124	226
ISSBP70140WA	5161707	6290124	228
ISSBPDM45RW	5817017	6290347	250
ISSBPDM45WA	5817024	6290348	250
ISSBW70140RW	5161813	6290150	227
ISSBW70140RW	5161813	6290150	229
ISSDHSM45EL	5811794	6289982	258
ISSDHSM45RW	5811787	6289980	258
ISSDM45EL	5773870	6289972	250
ISSDM45FEL	5773924	6289976	252
ISSDM45FRW	5773887	6289974	252
ISSDM45RW	5773863	6289970	250
ISSDV	6258666	6290189	270
ISSGU110100	5817031	6290358	242
ISSGU130130	6784653	6286839	234
		/pc.	
ISSGU140100	5817048	6290362	246
ISSGU140110	5161943	6290176	236
ISSGU70110	5161882	6290170	232
ISSGU70140	5161936	6290174	227
ISSGU70140	5161936	6290174	229
ISSGU70140	5161936	6290174	230
ISSGUDM45	5817055	6290372	250
ISSHS140250EL	5161264	6290023	255
ISSHS140250RW	5161226	6290020	255
ISSHS140500EL	5161325	6290033	255
ISSHS140500RW	5161288	6290030	255
ISSHS140700EL	5161387	6290043	256
ISSHS140700RW	5161349	6290040	256
ISSHS4 61OT3LGR	5143918	6286702	254
ISSHS4 61OT3RW	5143888	6286700	254
ISSHS4SR40	5144090	6286810	254
ISSHS6EL	5161561	6290073	257

Always indicate the item number when ordering.

Type listing

Type	GTIN	Item no.	Page
ISSMKS BL RW 190	7254100	6286760	267
ISSMKS BL RW 355	7254162	6286766	267
ISSMKS BL RW 520	7254216	6286768	268
ISSMKSRW ST P12	7257552	6286740	267
		/pc.	
ISSOG70140EL	6258697	6289088	230
ISSOG70140RW	6258703	6289090	230
ISSOGHS70140EL	6258758	6289096	256
ISSOGHS70140RW	6258765	6289098	256
ISSRGU	5428152	6290178	238
ISSRHSM45EL	5428145	6290091	257
ISSRHSM45RW	5428138	6290090	257
ISSRM45EL	5428107	6290087	238
ISSRM45FEL	5459101	6290097	240
ISSRM45FRW	5459095	6290095	240
ISSRM45RW	5428091	6290086	238
ISST70140BEL	5161219	6290013	228
ISST70140BRW	5161202	6290010	228
ISST70140EL	5160670	6288933	226
ISST70140RW	5160663	6288930	226
ISSZ70140	5161868	6290160	226
ISSZ70140	5161868	6290160	228
		price/m	
KG2CW	5146582	6287701	210
KG2CW	5146582	6287701	337
KG2CW	5146674	6287711	337
KG2CW	5146674	6287711	210
KG2EL	5146704	6287723	337
KG2EL	5146704	6287723	210
KG2EL	5146742	6287733	337
KG2EL	5146742	6287733	210
KG2LGR	5146612	6287702	210
KG2LGR	5146612	6287702	337
KG2LGR	5146681	6287712	337
KG2LGR	5146681	6287712	210
KG2RW	5146575	6287700	210
KG2RW	5146575	6287700	337
KG2RW	5146643	6287710	337
KG2RW	5146643	6287710	210
		/pc.	
KL80A	5148777	6288640	83
KL80A	5148777	6288640	87
KL80A	5148777	6288640	91
KL80A	5148777	6288640	97
KL80A	5148777	6288640	101
KL80A	5148777	6288640	111
KL80A	5148777	6288640	120
KL80A	5148777	6288640	129
KL80A	5148777	6288640	136
KL80A	5148777	6288640	145
KL80A	5148777	6288640	153
KL80A	5148777	6288640	161
KL80A	5148777	6288640	169
KL80A	5148777	6288640	185
KL80A	5148777	6288640	191
KL80A	5148777	6288640	195
KL80A	5148777	6288640	201
KL80A	5148777	6288640	205
KS70110	5680697	6279802	208
KS70130	5680703	6279804	208
KS70170	5680734	6279806	208
KSP170	5680741	6279810	208
KSP170	5680741	6279810	335
KSP210	5680758	6279812	209
KSP210	5680758	6279812	335
KSS70110	7273163	6133669	334
KSS70130	7273187	6133670	334
KSS70170	7273200	6133671	334
		/pc.	
KUPP	5149071	6288680	170

Type	GTIN	Item no.	Page
		/pc.	
MTG-2UC2.1 AL1	6594665	6105304	290
MTG-2UC2.1 RW1	6594603	6105300	290
MTG-2UC2.1 SWGR1	6594641	6105302	290
MTG-DB9 F AL1	5898559	6104688	301
MTG-DB9 F RW1	5898535	6104682	301
MTG-DB9 F SWGR1	5898542	6104685	301
MTG-DB9 S AL1	5898245	6104640	300
MTG-DB9 S RW1	5898177	6104634	300
MTG-DB9 S SWGR1	5898191	6104637	300
MTG-U3A F AL1	5899754	6104928	302
MTG-U3A F RW1	5899648	6104922	302
MTG-U3A F SWGR1	5899709	6104925	302
MTG-U3A S AL1	5899372	6104880	301
MTG-U3A S RW1	5899334	6104874	301
MTG-U3A S SWGR1	5899341	6104877	301
MTS-DB9 F AL1	5898580	6104700	301
MTS-DB9 F RW1	5898566	6104694	301
MTS-DB9 F SWGR1	5898573	6104697	301
MTS-DB9 S AL1	5898320	6104652	300
MTS-DB9 S RW1	5898269	6104646	300
MTS-DB9 S SWGR1	5898313	6104649	300
MTS-U3A F AL1	5899884	6104940	302
MTS-U3A F RW1	5899808	6104934	302
MTS-U3A F SWGR1	5899853	6104937	302
MTS-U3A S AL1	5899402	6104892	302
MTS-U3A S RW1	5899389	6104886	302
MTS-U3A S SWGR1	5899396	6104889	302
MVKG70130	5680765	6279820	209
MVKG70130	5680765	6279820	336
MVKG70170	5680796	6279822	209
MVKG70170	5680796	6279822	336
MVKG70210	5680802	6279824	209
MVKG70210	5680802	6279824	336
MVKG90130	5680819	6279826	210
MVKG90130	5680819	6279826	336
MVKG90170	5680826	6279828	210
MVKG90170	5680826	6279828	336
MVKG90210	5680857	6279830	210
MVKG90210	5680857	6279830	336
NS8 ST	6191550	6290499	265
OT A Soft EL	5914259	6115855	69
OT A Style EL	5914273	6115865	69
OT A Swing EL	5914235	6115851	69
OT GAD Soft EL	5914174	6115835	68
OT GAD Style EL	5914198	6115845	68
OT GAD Swing EL	5914150	6115825	68
OT I Soft EL	5914334	6115885	70
OT I Style EL	5914358	6115895	70
OT I Swing EL	5914310	6115875	69
PAD-ID6 AL1	6049189	6120005	291
PAD-ID6 RW1	6049127	6120003	291
PAD-ID6 SWGR1	6049134	6120001	291
PV N3 100H	5147176	6288104	209
PV N3 100H	5147176	6288104	336
PV N3 125H	5147183	6288106	209
PV N3 125H	5147183	6288106	336
PV N3 150H	5147213	6288108	209
PV N3 150H	5147213	6288108	336
PV N3 175H	5147220	6288110	209
PV N3 175H	5147220	6288110	336
PV N3 200H	5147237	6288112	209
PV N3 200H	5147237	6288112	336
PV N3 225H	5147244	6288114	209
PV N3 225H	5147244	6288114	336
PV N3 250H	5147275	6288116	209
PV N3 250H	5147275	6288116	336
PV N3 275H	5147282	6288118	209
PV N3 275H	5147282	6288118	336
PV N3 300H	5147299	6288120	209
PV N3 300H	5147299	6288120	336
PV N3 50H	5147152	6288100	209
PV N3 50H	5147152	6288100	336
PV N3 75H	5147169	6288102	209
PV N3 75H	5147169	6288102	336

Type	GTIN	Item no.	Page
		/pc.	
PVV N2 150	5146889	6288034	210
PVV N2 150	5146889	6288034	337
PVV N2 475	5146971	6288044	210
PVV N2 475	5146971	6288044	337
PVV N2 500	5297253	6288084	210
PVV N2 500	5297253	6288084	337
PVV N2 600	5147008	6288050	210
PVV N2 600	5147008	6288050	337
PVV N2 625	5147039	6288052	210
PVV N2 625	5147039	6288052	337
PVV N2 700	5147060	6288058	210
PVV N2 700	5147060	6288058	337
PVV N2 800	5297284	6288090	210
PVV N2 800	5297284	6288090	337
PVV N2 875	5147121	6288066	210
PVV N2 875	5147121	6288066	337
RKV3V	5149088	6288700	107
RKV3V	5149088	6288700	116
RKV3V	5149088	6288700	123
RKV3V	5149088	6288700	132
RKV3V	5149088	6288700	140
RKV3V	5149088	6288700	148
RKV3V	5149088	6288700	156
RKV3V	5149088	6288700	163
RKV3V	5149088	6288700	171
RKV3V	5149088	6288700	183
RKV3V	5149088	6288700	188
RKV3V	5149088	6288700	193
RKV3V	5149088	6288700	198
RKV3V	5149088	6288700	203
RKV3V	5149088	6288700	263
RKV3V	5149088	6288700	270
SAI FR or	6734542	6121054	341
		/pc.	
SAISSF	5459279	6290198	240
SAISSF	5459279	6290198	244
SAISSF	5459279	6290198	248
SAISSF	5459279	6290198	252
SB HK	6722730	6132799	309
SB HK	6722730	6132799	311
SB HK	6722730	6132799	313
SB HK	6722730	6132799	314
		/pc.	
SDE-RW D0GN1	5889120	6119402	280
SDE-RW D0GN1B	5889250	6119422	281
SDE-RW D0GN2	5889175	6119408	280
SDE-RW D0GN2B	5889304	6119428	281
SDE-RW D0GN3	5889205	6119415	280
SDE-RW D0GN3B	5889359	6119434	281
SDE-RW D0RT1	5889137	6119403	280
SDE-RW D0RT1B	5889267	6119423	281
SDE-RW D0RT2	5889182	6119409	280
SDE-RW D0RT2B	5889311	6119429	281
SDE-RW D0RT3	5889236	6119413	280
SDE-RW D0RT3B	5889366	6119435	281
SDE-RW D0RW1	5889113	6119401	280
SDE-RW D0RW1B	5889243	6119421	281
SDE-RW D0RW2	5889144	6119407	280
SDE-RW D0RW2B	5889298	6119427	281
SDE-RW D0RW3	5889199	6119414	280
SDE-RW D0RW3B	5889328	6119433	281
SFISSFRW	5459231	6290196	240
SFISSFRW	5459231	6290196	244
SFISSFRW	5459231	6290196	248
SFISSFRW	5459231	6290196	252
SFISSFWAL	5459248	6290197	240
SFISSFWAL	5459248	6290197	244
SFISSFWAL	5459248	6290197	248
SFISSFWAL	5459248	6290197	252
SP3	5680680	6279800	209
SP3	5680680	6279800	336
STD-D0 AL1	6047093	6120018	288
STD-D0 AL2	6047222	6120032	288
STD-D0 AL3	6047390	6120052	288
STD-D0 MZGN1	6047024	6120012	288

Type	GTIN	Item no.	Page
		/pc.	
STD-D0 MZGN2	6047147	6120026	288
STD-D0 MZGN3	6047321	6120046	288
STD-D0 ROR1	6046973	6120010	288
STD-D0 ROR2	6047130	6120024	288
STD-D0 ROR3	6047277	6120044	288
STD-D0 RW1	6046966	6120008	288
STD-D0 RW2	6047109	6120022	288
STD-D0 RW3	6047260	6120042	288
STD-D0 SRO1	6047031	6120014	288
STD-D0 SRO2	6047154	6120028	288
STD-D0 SRO3	6047345	6120048	288
STD-D0 SWGR1	6047086	6120016	288
STD-D0 SWGR2	6047208	6120030	288
STD-D0 SWGR3	6047383	6120050	288
STD-D0C AL1	6049608	6120352	287
STD-D0C AL2	6049738	6120372	287
STD-D0C AL3	6050031	6120392	287
STD-D0C MZGN1	6049486	6120346	287
STD-D0C MZGN2	6049660	6120366	287
STD-D0C MZGN3	6049790	6120386	287
STD-D0C ROR1	6049431	6120344	287
STD-D0C ROR2	6049622	6120364	287
STD-D0C ROR3	6049783	6120384	287
STD-D0C RW1	6049387	6120340	287
STD-D0C RW2	6049615	6120362	287
STD-D0C RW3	6049745	6120382	287
STD-D0C SRO1	6049509	6120348	287
STD-D0C SRO2	6049677	6120368	287
STD-D0C SRO3	6049974	6120388	287
STD-D0C SWGR1	6049554	6120350	287
STD-D0C SWGR2	6049721	6120370	287
STD-D0C SWGR3	6050024	6120390	287
STD-D0C8 AL1	6050277	6120422	284
STD-D0C8 AL2	6050390	6120442	284
STD-D0C8 AL3	6050512	6120462	284
STD-D0C8 MZGN1	6050222	6120416	284
STD-D0C8 MZGN2	6050345	6120436	284
STD-D0C8 MZGN3	6050468	6120456	284
STD-D0C8 ROR1	6050208	6120414	284
STD-D0C8 ROR2	6050321	6120434	284
STD-D0C8 ROR3	6050444	6120454	284
STD-D0C8 RW1	6050154	6120412	284
STD-D0C8 RW2	6050314	6120432	284
STD-D0C8 RW3	6050437	6120452	284
STD-D0C8 SRO1	6050253	6120418	284
STD-D0C8 SRO2	6050376	6120438	284
STD-D0C8 SRO3	6050499	6120458	284
STD-D0C8 SWGR1	6050260	6120420	284
STD-D0C8 SWGR2	6050383	6120440	284
STD-D0C8 SWGR3	6050505	6120460	284
STD-D0K SRO1	6049073	6120292	289
STD-D0K SRO2	6049141	6120294	289
STD-D0K SRO3	6049196	6120296	289
STD-D3S AL1	7255732	6120083	289
STD-D3S AL2	7256128	6120114	290
STD-D3S AL3	7256449	6120133	290
STD-D3S MZGN1	7255589	6120077	289
STD-D3S MZGN2	7255923	6120107	290
STD-D3S MZGN3	7256272	6120127	290
STD-D3S ROR1	7255565	6120075	289
STD-D3S ROR2	7255879	6120105	290
STD-D3S ROR3	7256227	6120125	290
STD-D3S RW1	7255572	6120073	289
STD-D3S RW2	7255787	6120103	290
STD-D3S RW3	7256173	6120123	290
STD-D3S SRO1	7255633	6120079	289
STD-D3S SRO2	7256005	6120109	290
STD-D3S SRO3	7256326	6120129	290
STD-D3S SWGR1	7255688	6120081	289
STD-D3S SWGR2	7256050	6120111	290
STD-D3S SWGR3	7256371	6120131	290
TW130130	6784646	6286835	235
		price/m	
TWP	5147510	6288264	174
		/pc.	
WAG140100RRW	5648963	6290290	243
WAG140100RRW	5648963	6290290	247
WAG140110RW	5162162	6290240	237
WAG70140O	5418566	6290260	231

Always indicate the item number when ordering.

Type listing

Type	GTIN	Item no.	Page
		/pc.	
WAG70140TRW	5162063	6290200	227
WAG70140TRW	5162063	6290200	229
WAGDM45	5817079	6290387	251
WAGRM45	5428169	6290264	238



© OBO Bettermann 10/2022 EN

OBO Bettermann
Holding GmbH & Co. KG
P.O. Box 1120
58694 Menden
GERMANY

www.obo-bettermann.com

Customer Service
Tel.:+49 23 73 89 - 17 00
Fax: +49 23 73 89 - 12 38
export@obo.de

Building Connections